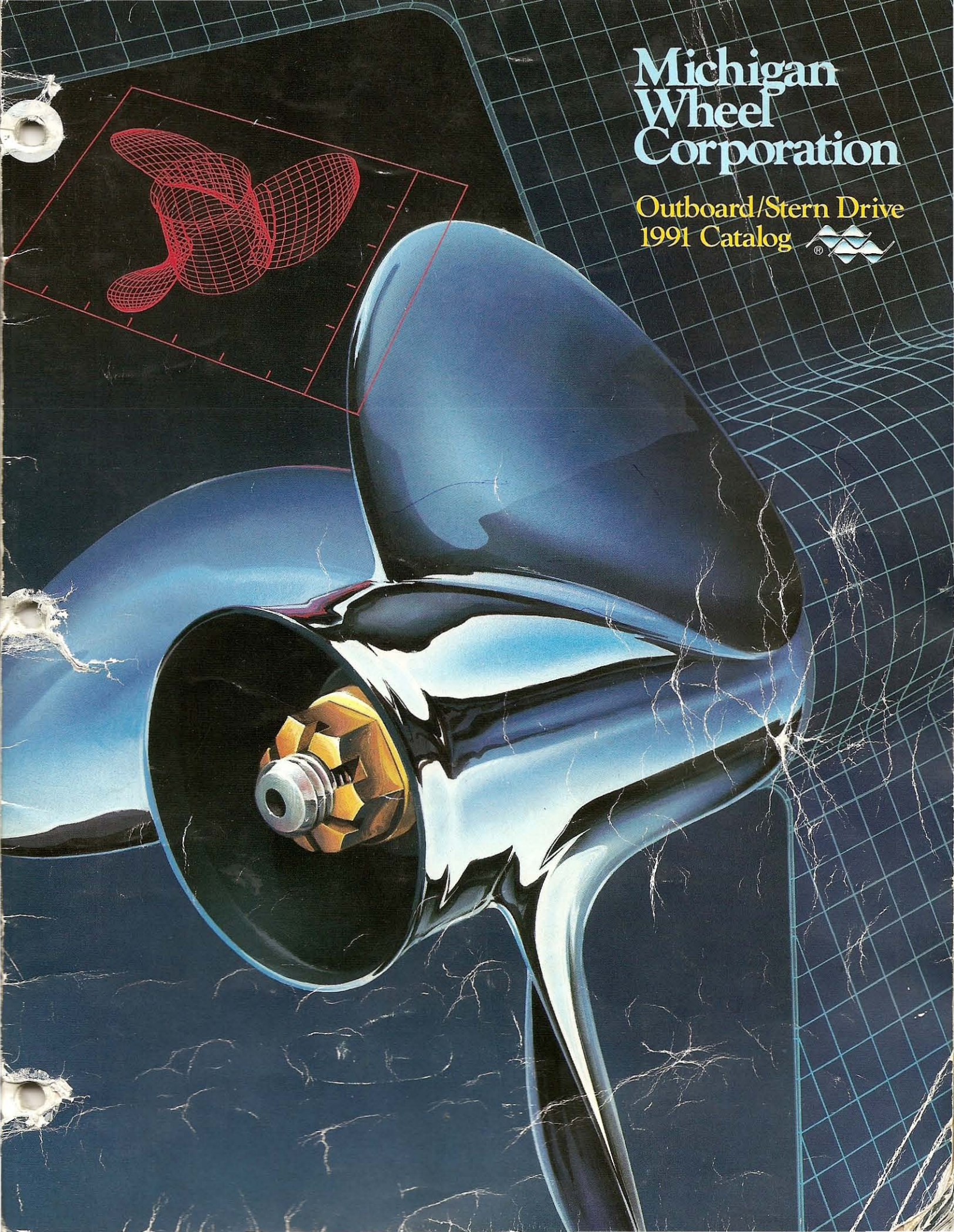


Michigan Wheel Corporation

Outboard/Stern Drive
1991 Catalog



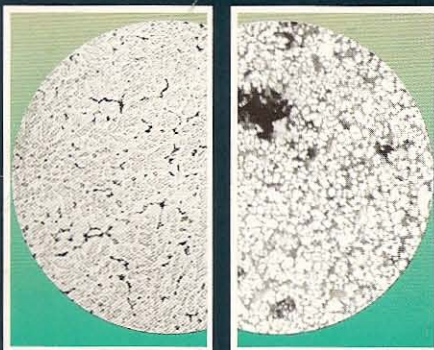
WE MAKE HUNDREDS OF PROPS TO OVER MILLIONS OF MILES

It's simple. Michigan Wheel makes more kinds of props for more kinds of boats than anyone else. We make them better. And we've been making them for more than 80 years. So no matter what you have in mind—cruising, waterskiing, fishing, whatever—Michigan Wheel has a prop to match your specific performance needs. More combinations of metal, diameter, pitch, rotation and shaft size are available from Michigan Wheel than any other manufacturer.

IMPORTANT NOTE: If you are replacing a prop and can't find the part number listed in this catalog, your Michigan Wheel dealer or distributor can help. He will consult the Michigan Wheel Index of Outboard and Stern Drive Propellers. From this index, which provides part numbers for every Michigan Wheel prop produced since we began in 1903, your dealer can determine the specifications you need. (For information on how to order your own copy of the index, see accessories on page 4.)

OUR EXCLUSIVE, HIGH-STRENGTH ALLOYS MEAN LONGER PROP LIFE.

The quality of any product begins with the materials that go into it. While some manufacturers skimp by using lower grade metal, Michigan Wheel uses only the finest grade alloys. We will settle for nothing less. That's why Michigan Wheel aluminum props are stronger than original equipment props. Other manufacturers' products may look similar on the surface, but the high magnification photos below reveal startling differences in quality.



The tighter grain and compact structure of the Michigan Wheel prop on the left make it nearly twice as strong and less susceptible to damage than the ordinary prop on the right.

Michigan Wheel Exclusive Alloys	Tensile Strength	Yield Strength	Elongation
MICHALLUM® (Aluminum)	40,000 lbs. psi	18,000	9
MICHALLOY-S™ (15-5 Stainless Steel)	80,000 lbs. psi	70,000	3
MICHALLOY-K® (Bronze)	65,000 lbs. psi	25,000	20
NIBRAL	95,000 lbs. psi	40,000	23

MICHALLUM® ALUMINUM PROP

Tensile strength: 40,000 lbs psi

Less brittle

Blades flex under impact

Easy to repair

Easy to change pitch

ORDINARY ALUMINUM PROP

Tensile strength: 22,000 psi

More brittle


Blades tend to break and tear under impact

Difficult to repair

Breaks easily in straightening process

The photo on the left shows the metal used in a Michigan Wheel aluminum prop. The tight, uniform grain of the metal makes it nearly twice as strong as the typical aluminum prop shown on the right. Notice how the ordinary prop is powdered.

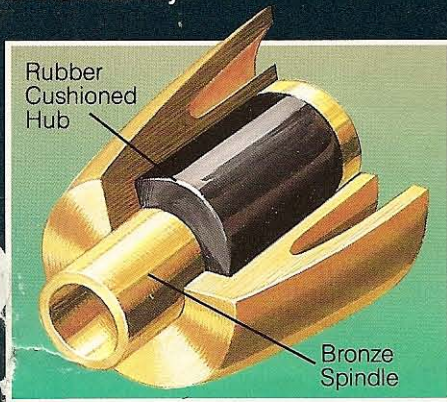
Our high-strength alloys cost us a little more. But that cost is insignificant when measured against the trouble-free service and easy repairability of Michigan Wheel props.



FIT THOUSANDS OF BOATS PROVEN

CUSHIONED HUBS PROTECT MOTORS, SHAFTS

Our cushioned hubs are another source of strength. The rubber hub bonded inside every Michigan Wheel prop helps protect expensive shafts, motors and gearboxes from damage caused by the propeller's impact with an object, and it absorbs the stress caused by shifting gears. With a Michigan Wheel prop, you get the strongest cushioned hubs in the industry.



Michigan Wheel's cushioned hub is made of a special bronze alloy for superior strength.


At Michigan Wheel we understand the beating your props take. That's why we make Michigan Wheel props this tough. The whole idea is to give you more time for boating fun.

WE SCIENTIFICALLY HELP YOU SELECT THE RIGHT PROP

The prop that came with your new engine isn't necessarily the one that's best suited to your needs. This is because many original equipment props, understandably, are made to meet a range of average conditions for many kinds of boats, hull styles and loads. This can limit their performance.

At Michigan Wheel, we have expertise and take the time to choose the right prop for your boat. With your input on our exclusive "Prop-It-Right" form, our distributors analyze all the variables that affect prop selection. Then they use that data to suggest a prop with the diameter, pitch, bore, material, etc., that will best fit your needs.

Your Michigan Wheel dealer is backed by a team of distributor experts who draw upon the largest body of propeller knowledge and research in the world, all with a single goal in mind—to provide you with the Michigan Wheel propeller that will give you the greatest enjoyment on the water.



WE SERVICE WHAT EVERYBODY ELSE SELLS.

When something happens to your original equipment propeller, you take it to your boat dealer. Regardless of manufacturer, what most dealers do is rely upon the international network of authorized Michigan Wheel service stations. There are over 70 such stations throughout the United States, Canada and overseas. So even your original equipment propeller will probably be repaired by Michigan Wheel.



Our exclusive Machined Pitch™ process allows Michigan Wheel to repair your prop to pinpoint accuracy.

Authorized Michigan Wheel service stations are operated by highly skilled and factory trained workers. Welding is handled by certified welders. But most important to Michigan propeller owners is the added fact that their propellers are indexed, which means that each repair station with their same matching pitch blocks can custom repair your Michigan propeller to its original specifications. This also applies to the repair and replacement of cushioned-hub propellers for gearshift engines.



Michigan Wheel motor brackets feature strong, sand cast aluminum brackets; skegs help lower engine repair costs.

FACTORY REPAIR.

Repair prices effective August 1, 1990.

OUTBOARD/STERN DRIVE Suggested factory list prices.

Diameter	Price	Cupped
6" -11"	\$21.00	\$27.00
11¼" -13¼"	27.00	34.00
13½" -15¼"	37.00	46.00
16" -19"	49.00	61.00
19¼" & larger	53.00	66.00
Cupping thru 14"	11.00	
Cupping 14¼" & larger	15.00	
Cupped & Nibral add 25%		
Dia. reduction thru 13" dia.	18.00	
Dia. reduction 13¼" & larger	31.00	
Blade thinning	20.00	
Hub replacement only:		
thru 49 h.p.	27.00	
50-95 h.p.	33.00	
100 h.p. & over	42.00	
Hub replacement in addition to prop repair:		
thru 25 h.p.	15.00	
26-49 h.p.	27.00	
50-95 h.p.	29.00	
100 h.p. & over	33.00	
(Stainless Steel 100% extra)		

INBOARD Suggested factory list prices.

Dia.	Price	Dia.	Price	Dia.	Price	Dia.	Price
10"	\$33.00	14"	\$49.00	18"	\$ 78.00	24"	\$143.00
11"	37.00	15"	55.00	19"	93.00	26"	169.00
12"	38.00	16"	64.00	20"	104.00	28"	175.00
13"	42.00	17"	71.00	22"	124.00	29" & up per quote	

(2-3 blade Manganese bronze) (Nibral, cupped, 4 blades—25% extra. Stainless Steel—100% extra) (above 28" on quotation) All welding net extra—time and material basis. Pitch change—new or undamaged at repair price. Pitch alterations must be accomplished at the owner's risk and knowledge that breakage can occur.

ALL REPAIRS PERFORMED AT OWNER'S RISK.

ACCESSORIES.

NO. 530 SLIDING MOTOR BRACKET. For standard transoms. For trolling or auxiliary motors on high transom boats. Bracket width 11". Natural mahogany finish, with sand-cast aluminum brackets.

	Price	Numeric
#530 (motors to 25 h.p.) 18" rails	\$166.00	301003
#530A (motors to 25 h.p.) 24" rails	\$182.00	301004

NO. 527 MOTOR BRACKET. Permanent mount for auxiliary or trolling motors. Natural hard maple finish, sand-cast aluminum brackets.

#527 (motors to 25 h.p.) 11" width	\$107.00	301002
------------------------------------	----------	--------

REPLACEMENT ALUMINUM SKEGS (OUTBOARD/STERN DRIVE)

Evinrude-Johnson-OMC	Part No.	Price	Numeric
50 h.p. (2 Cyl.)	SKO76	\$23.00	300001
V-4 Outboard Model 400 Stern drive	SKO77	20.00	300002
V-6 Outboard Model 800 Stern drive	SKO78	23.00	300003
Mercury-Mercruiser			
In line 6 Cyl.—Outboards	SKO83	23.00	300004
V-6 Outboard & Mercruiser (1983) — Thru	SKO84	23.00	300005
Mercruiser I (Thru 82)	SKO85	23.00	300006

MICHIGAN WHEEL OUTBOARD AND STERN DRIVE INDEX. This two-document set lists every prop Michigan Wheel has produced and the corresponding specs. The first uses an alpha numeric index; the second uses the new, numeric index. Cost: \$7. Numeric No. 990041.

Outboard

Motor	Page	Motor	Page
Aero	13	Miscellaneous	17
Archimedes	14	Nissan	13
Chrysler	6	Scott	13
Elgin	15	SeaRay	10
Eska	15	Sears	15
Evinrude	7	Suzuki	14
Force	6	Tohatsu	13
Honda	15	U.S. Marine	6
Johnson	7	Volvo-Penta	14
Mariner	12	Ward's, Sea-King	15
McCulloch	13	Yamaha	16
Mercury	10		

Stern Drive

Motor	Page	Motor	Page
BMW	22	Muncie Turbomarine	22
Chrysler	22	OMC Cobra	18
Eaton	23	OMC Sea Drive	19
Enfield	23	OMC Saildrive	19
Marine Drive Systems	19, 21, 22	Outboard Marine	19
Mercuriser Stern Drive	20	Perkins Z	23
Mercury Mercruiser	21	Volvo-Penta	23
Muncie	23	Yamaha	22

How to Read This Catalog

Example Application: 18' Runabout used mainly for skiing and cruising with the family.
1988, 120HP Johnson Outboard. Customer wants a cupped, aluminum propeller.

- 1) Determine what kind of motor you have and locate that section in the catalog.
- 2) Locate the section on the page that contains the horsepower and year of your motor.
- 3) Determine what size boat you have and how you use it. (fishing, waterskiing, cruising, etc...)
- 4) Find the boat size and use in the motor section that contains your motor and best describes your vessel and usage. You may also be able to match the part number of your original propeller as well.
- 5) Once this is located, read across to obtain the propeller that will be most suited for your application.
- 6) If stainless steel is desired, read across to the last column for the part number.
- 7) Use the Michigan Part Number to order your new propeller through the distributors listed in this catalog.

(EVINRUDE, JOHNSON CONTINUED) OUTBOARD

Motor & Model	Year	Boat Size & Recommendation	Blds.	Dia & Pitch	Nearest OMC Equiv.	ALUMINUM		STAINLESS STEEL	
						Michigan Part No.	Nearest OMC Equiv.	Michigan Part No.	Michigan Part No.
85 HP V-4	69-80	Cruisers, Houseboats	4	14 x 10		DQ320	012074		
88 HP V-4	81 Thru	Cruisers, Houseboats	4	14 x 12		DQ328	012075		
90 HP V-4	81 Thru	Cruisers, Houseboats	3	14 x 11		PJ87	012047		
100 HP V-4	79-80	Cruisers, Houseboats	3	14 x 13		PJ79	012048		
100 HP V-4	88 Thru	Cruisers, Houseboats	3	14 x 13	382761	*PJ88C	011001		
110 HP V-4	86 Thru	Cruisers, Houseboats	3	14 x 13	382762	PJ80	012049		
115 HP V-4	73-85	24'-20' Bts.	3	13-3/4 x 15	391668	*PJ89C	011002	389948	013028
115 HP V-4	90 Thru	24'-20' Bts.	3	13-3/4 x 15	382763	PJ81	012050		
120 HP V-4	86 Thru	24'-20' Bts.	3	13-1/4 x 17	391198	*PJ90C	011003	389948	013030
125 HP V-4	71-72	22'-19' Bts.-All Loads	3	13-1/4 x 17	382764	PJ82	012051		
135 HP V-4	73-76	22'-19' Bts.-All Loads	3	13 x 19	391199	*PJ91C	011004	389510	013033
140 HP V-4	77-84	19'-17' Bts.-All Loads, Skis	3	13 x 19	382765	*PJ83C	011005	389512	013034
140 HP V-4	86 Thru	19'-17' Bts.-All Loads, Skis	3	12-3/4 x 21	390896				
Thru Hub Exhaust		18'-15' Bts.-All Loads, Skis	3						

* If currently using uncupped prop, use cupped prop having 2" less pitch. Boats with power trim use same pitch.

Numeric Part Number Definition

12		3	456	
First 2 Digits		3rd Digit	Last 3 Digits	
01 OMC	09 Wards Sea King	1 Cup AL	Reserved	
02 Mariner	10 Yamaha	2 Uncup AL	for	
03 Mercury	11 Honda	3 Cup SS	Part #	
04 McCulloch-Scott Aero	12 Chrysler Stern Drive	4 Uncup SS		
05 Sears-Elgin-Eska	13 Marine Drive System	5 Cup Bronze		
06 Suzuki	14 Tohatsu-Nissan	6 Uncup Bronze		
07 US Marine	15 Misc.	7 Cup Nibral		
08 Volvo-Penta-Archimedes	30 Skegs, Nuts	8 Uncup Nibral		

Motor & Model	Year	Boat Size & Recommendation	Blds.	Dia & Pitch	ALUMINUM				STAINLESS STEEL			
					Nearest OMC Equiv.	Price	Michigan Part No.	Nearest OMC Equiv.	Price	Michigan Part No.		
3-4 HP Weedless	52-73	Standard Replacement	3	6-1/8 x 4-1/2	203919	PJ3(LH)	\$41	012001				
3-4 HP Right Angle Drive	64-72	Standard Replacement	3	8 x 4-1/2	310208	PJ5(LH)	\$41	012002				
2.5,4 HP	73 Thru	Light Runabouts - Light Loads	3	8 x 5-1/2	315858	PJ6(LH)	\$41	012003				
4,4 1/2, 6, 7 1/2, 8 HP	80-83	Heavy Bts. Sailboats	3	8 x 7	391096	PJ47	\$48	012031				
	80 Thru	Standard Replacement	3	8-1/2 x 9	390237	PJ49	\$48	012032				
5 1/2 - 6 HP	54-65	16'-14' Bts. - Light Loads	3	7-3/4 x 6-1/2		AM431	\$46	012067				
5 HP	65-68	14'-12' Bts. - Light Loads	2	8 x 7-1/4	376968	PJ300	\$47	012060				
5 HP	65-68	14'-12' Bts. - Light Loads	3	8 x 7-1/2	380104	PJ7(LH)	\$41	012004				
6 HP	66-75	14'-12' Bts. - Light Loads	2	8 x 7-1/4	386955	PJ8	\$38	012005				
6 HP	76-79	Sailboats	3	8 x 4-1/2		AMC424	\$46	012069				
		16'-14' Bts. - Light Loads	3	7-3/4 x 6-1/2		AMC422	\$46	012068				
9.5 HP	64-73	24'-20' Bts. - Sailboats	3	8-1/4 x 6-1/2		SMC12	\$57	012100				
10 HP	58-63	16'-14' Bts. - All Loads, Skis	3	8-1/4 x 8	383315	PJ11	\$44	012008				
*10,12,14 HP Commercial & Workhorse	82 Thru	16'-14' Runabouts	3	8-1/4 x 9	391534	SMC18	\$48	012101				
		14'-12' Bts. - Light Loads	3	8-1/4 x 8-1/2	377635	PJ10	\$44	012007				
9.9-15 HP Thru Hub Exhaust	74 Thru	Heavy Bts., Sailboats	3	10 x 5	386669		\$60	012113				
		16'-14' Bts. - All Loads, Skis	3	10 x 7	398126		\$60	012112				
		Standard Replacement	3	9-1/2 x 10	174950		\$60	012111				
		Weedless	2	9 x 10	386670	PJ27	\$66	012019				
10 HP	51-57	14'-12' Bts. - All Loads	3	9 x 8	277595	PJ9	\$49	012006				
15 HP	53-56	Cruisers, Houseboats, Sailboats	3	9-1/4 x 7	388294	SMC39	\$59	012102				
18 HP	57-73	18'-16' Bts. - Heavy Loads	3	9 x 8		PJ21	\$48	012014				
20 HP	69-73	17'-16' Bts. - All Loads, Skis	4	9 x 9		AMC448	\$86	012072				
25 HP Pin Drive	69-77	Weedless	3	9 x 10	592959	EWC19	\$57	012076				
		17'-16' Bts. - All Loads, Skis	3	8-3/4 x 11		PR20	\$57	012079				
		16'-14' Bts. - All Loads, Skis	3	8-3/4 x 12		PR22	\$57	012080				
		16'-14' Bts. - Light Loads	3	8-3/4 x 13		PR24	\$57	012081				
		16'-14' Bts. - Heavy Loads	3	9 x 9	379717	PJ19	\$48	012109				
		14'-12' Bts. - Light Loads	3	8-3/4 x 14		PR26	\$57	012082				
		14'-12' Bts. - Heavy Loads	3	9 x 10	383629	PJ16	\$48	012011		"Nibral"	\$104	018001
		14'-12' Bts. - Light Loads	3	9-1/4 x 11	388088	PJ18	\$48	012013				
		14'-12' Bts. - Light Loads	3	9-1/4 x 12		PJ15	\$48	012010		"Nibral"	\$104	018003
		Light Runabouts - Light Loads	2	9-1/4 x 12		AJC418	\$68	012064		AJC417 (bronze)	\$95	016013
25 HP	51-55	Barges, Extra Heavy Boats	3	10-1/2 x 8		SMC47	\$75	012063				
28 HP	62-64	Cruisers, Houseboats, Sailboats	3	10-1/2 x 10		PJ41	\$57	012027				
30 HP	56	24'-20' Cruisers - One Engine	3	10-1/4 x 10		PR90	\$77	012083				
33 HP	65-70	24'-20' Bts. - One Engine	3	11 x 10		AMC384	\$61	012110				
35 HP	57-59	19'-17' Bts. - All Loads, Skis	3	10-3/8 x 11-1/2	378581	PJ31	\$57	012023			\$239	013062
40 HP	60-76	19'-17' Bts. - All Loads, Skis	3	10-1/4 x 11		PR92	\$77	012084				
40 HP Commercial & Workhorse Pin Drive	78-85	19'-17' Bts. - All Loads, Skis	4	10 x 11		AMC444	\$95	012070				
		17'-16' Bts. - All Loads, Skis	3	10-1/4 x 12		PR94	\$77	012085		PR95 (bronze)	\$121	016004
		17'-16' Bts. - All Loads, Skis	4	10 x 12		AMC445	\$95	012071				
		16'-14' Bts. - All Loads, Skis	3	10-1/4 x 13		PR96	\$77	012086				
		16'-14' Bts. - All Loads, Skis	3	10-3/8 x 12-1/2	378580	PJ30	\$57	012022				
		16'-14' Bts. - All Loads, Skis	3	10-1/2 x 12	380637	PJ32	\$57	012024				
		16'-14' Bts. - Light Loads	3	10-3/8 x 13-1/4	378579	PJ35	\$57	012025			\$239	013063
		16'-14' Bts. - Light Loads	3	10-1/2 x 13	384460	PJ42	\$57	012028				
		14'-12' Bts. - Light Loads	3	10-3/8 x 14	378571	PJ40	\$57	012026				
		14'-12' Bts. - Light Loads	2	10-1/2 x 16		AJC469	\$85	012065				
25 HP	78-84	Cruisers, Houseboats, Sailboats	3	9-1/4 x 7	389067	PJ13	\$48	012009		SMC34 (bronze)	\$95	016011
25 HP Commercial & Workhorse Spline Drive	78 Thru	19'-17' Bts. - All Loads, Skis	3	9 x 8		PJ44	\$48	012029				
		18'-16' Bts. - Heavy Loads	3	9 x 9	389068	PJ29	\$48	012021				
		17'-16' Bts. - All Loads, Skis	3	8-3/4 x 11		PR420	\$57	012095		PR421 (bronze)	\$92	016006
		17'-15' Bts. - All Loads, Skis	3	9 x 10	389069	PJ22	\$48	012015		"Nibral"	\$104	018005
		17'-14' Bts. - All Loads, Skis	3	9-1/4 x 11	388883	PJ24	\$48	012016				
		17'-14' Bts. - Light Loads	3	9-1/4 x 12	389944	PJ45	\$48	012030		"Nibral"	\$104	018007
		16'-14' Bts. - All Loads, Skis	3	8-3/4 x 12		PR422	\$57	012096		PR423 (bronze)	\$92	016007
		16'-14' Bts. - Light Loads	3	8-3/4 x 13		PR424	\$57	012097		PR425 (bronze)	\$92	016008
		14'-12' Bts. - Light Loads	3	8-3/4 x 14		PR426	\$57	012098				
20 HP	84 Thru	Cruisers, Houseboats	3	11-1/4 x 7	387320	PJ94	\$74	012053		"Nibral"	\$125	018010
25 HP	84 Thru	20'-17' Bts. - All Loads, Skis	3	11 x 9	386317	PJ95	\$74	012054		"Nibral"	\$125	018011
28 HP	84 Thru	18'-16' Bts. - All Loads, Skis	3	10-1/2 x 11	386637	PJ96	\$74	012055		"Nibral"	\$125	018012
30 HP	84 Thru	17'-15' Bts. - All Loads, Skis	3	10 x 13	386933	PJ97	\$74	012056		"Nibral"	\$125	018013
35 HP Thru Hub Exhaust	76 Thru	15'-13' Bts. - All Loads, Skis	3	10 x 15	390380	PJ98	\$74	012057		"Nibral"	\$125	018014
50 HP V-4 Pin Drive	58-59	Cruisers, Houseboats, Sailboats	3	13 x 8		PJ51	\$105	012034				
		24'-20' Bts. - All Loads	3	13 x 10		PJ53	\$105	012035				
		16'-14' Bts. - All Loads, Skis	3	12-1/8 x 14	278155	PJ50	\$83	012033				

* Engines being offered in European market only.

Cupped or uncupped? For extra speed from your prop, order it with cupped blades. Made for light, fast hulls, the cupped design increases speed on fast bottom boats, eliminates

vibration and gives you acceleration like you never had before. Most of the props listed in this catalog can be purchased this way.

Continued on next page.

Motor & Model	Year	Boat Size & Recommendation	Blds.	Dia & Pitch	ALUMINUM			STAINLESS STEEL		
					Nearest OMC Equiv.	Price	Michigan Part No.	Nearest OMC Equiv.	Price	Michigan Part No.
40 HP 2 Cyl.	84 Thru	Cruisers, Houseboats	3	13 x 11	386907	PJ58 \$90	012036			
48 HP	87 Thru	18'-15' Bts.-All Loads, Skis	3	12-1/2 x 13	386909	PJ59 \$90	012037	390849	\$274	013024
50 HP 2 Cyl.	75 Thru	17'-14' Bts.-All Loads, Skis	3	12-1/4 x 15	386786	PJ60 \$90	012038	390850	\$274	013010
55 HP 2 Cyl.	76-79	17'-14' Bts.-All Loads, Skis	3	12-1/4 x 15	386841	PJ61 \$90	012039	390851	\$274	013026
60 HP 2 Cyl.	80-85	15'-13' Bts.-Light Loads	3	11-3/4 x 17	386908	PJ62 \$90	012040			
75 HP 3 Cyl.	75-85	14'-12' Bts.-Light Loads	3	11-1/2 x 19						
Sprint	86 Thru		3	11-1/4 x 19				390852	\$274	013032
Formula E	86 Thru									
Small Gear Case Thru Hub Exhaust										
45 HP 2 Cyl.*	86 Thru	Cruisers, Houseboats	4	14 x 10		DQ320 \$148	012074			
*Commercial			3	14 x 11	382761	PJ87 \$100	012047			
50 HP 2 Cyl.	71-74	Cruisers, Houseboats	3	14 x 13	382762	PJ79 \$100	012048			
55 HP 2 Cyl.*	77-79	Cruisers, Houseboats	3	14 x 13	391668	*PJ88C \$105	011001			
*Commercial			4	14 x 12		DQ328 \$148	012075			
55 HP 3 Cyl.	68-69	22'-19' Bts.-All Loads	3	13-3/4 x 15	382763	PJ80 \$100	012049			
60 HP 3 Cyl.	70-71	19'-17' Bts.-All Loads, Skis	3	13-3/4 x 15	391198	*PJ89C \$105	011002	389949	\$335	013028
60 HP 3 Cyl.	86 Thru	19'-17' Bts.-All Loads, Skis	3	13-3/4 x 15	382764	PJ81 \$100	012050			
65 HP 3 Cyl.	72-73	18'-15' Bts.-All Loads, Skis	3	13-1/4 x 17	391199	*PJ90C \$105	011003	389948 (13-3/8 x 17)	\$335	013030
65 HP 3 Cyl.*	84 Thru	18'-15' Bts.-All Loads, Skis	3	13-1/4 x 17	382765	PJ82 \$100	012051			
*Commercial			3	13 x 19	390896	*PJ91C \$105	011004	389510	\$335	013033
70 HP 3 Cyl.	74 Thru	16'-14' Bts.-All Loads, Skis	3	13 x 19	389788	*PJ83C \$105	011005	389512	\$335	013034
75 HP 3 Cyl.	75-84	16'-14' Bts.-All Loads, Skis	3	12-3/4 x 21						
Lg. Gear Case		16'-14' Bts.-Light Loads	3	12-3/4 x 21						
All Thru Hub Exhaust										
60,65,75,80,	60-68	24'-20' Bts.-One Engine	3	10-1/2 x 8		SMC864 \$76	012107			
85,90 HP V-4		19'-17' Bts.-All Loads, Skis	3	10 x 9-1/4	379260	tPJ74 \$60	012042			
t Small Hub Prop		19'-17' Bts.-All Loads, Skis	3	9-1/2 x 10	593437	PJ78 \$65	012046			
--uses special small nut--		19'-17' Bts.-All Loads, Skis	3	10-1/4 x 9		SMC862 \$76	012106			
Part No. NP74 \$14.00		19'-17' Bts.-All Loads, Skis	3	10-1/4 x 10	378040	PJ75 \$65	012043			
Pin Drive		17'-16' Bts.-All Loads, Skis	3	10 x 11	381446	tPJ73 \$60	012041			
		17'-16' Bts.-All Loads, Skis	3	10 x 11	377978	PJ76 \$61	012044			
		16'-14' Bts.-All Loads, Skis	3	10 x 12	378039	PJ77 \$61	012045			
100 HP V-4	66-68	24'-20' Bts.-One Engine	3	14 x 11	382676	PR115 \$150	012089			
Pin Drive		24'-20' Bts.-One Engine	3	14 x 12	382017	PR118 \$150	012090			
		19'-17' Bts.-All Loads, Skis	3	13 x 14	381442	PR105 \$150	012087			
		16'-14' Bts.-All Loads, Skis	3	12-1/2 x 16	381020	PR109 \$150	012088			
85 HP V-4	69-80	Cruisers, Houseboats	4	14 x 10		DQ320 \$148	012074			
88 HP V-4	81 Thru	Cruisers, Houseboats	4	14 x 12		DQ328 \$148	012075			
90 HP V-4	81 Thru	Cruisers, Houseboats	3	14 x 11	382761	PJ87 \$100	012047			
100 HP V-4	79-80	Cruisers, Houseboats	3	14 x 11	382762	PJ79 \$100	012048			
100 HP V-4	88 Thru	Cruisers, Houseboats	3	14 x 13	391668	*PJ88C \$105	011001			
110 HP V-4	86 Thru	Cruisers, Houseboats	3	14 x 13	382763	PJ80 \$100	012049			
115 HP V-4	73-85	24'-20' Bts.	3	13-3/4 x 15	391198	*PJ89C \$105	011002	389949	\$335	013028
115 HP V-4	90 Thru	24'-20' Bts.	3	13-3/4 x 15	382764	PJ81 \$100	012050			
120 HP V-4	86 Thru	24'-20' Bts.	3	13-3/4 x 15	391199	*PJ90C \$105	011003	389948 (13-3/8 x 17)	\$335	013030
125 HP V-4	71-72	22'-19' Bts.-All Loads	3	13-1/4 x 17	382765	PJ82 \$100	012051			
135 HP V-4	73-76	22'-19' Bts.-All Loads	3	13-1/4 x 17	390896	*PJ91C \$105	011004	389510	\$335	013033
140 HP V-4	77-84	19'-17' Bts.-All Loads, Skis	3	13 x 19	389788	*PJ83C \$105	011005	389512	\$335	013034
140 HP V-4	86 Thru	19'-17' Bts.-All Loads, Skis	3	13 x 19						
Thru Hub Exhaust		18'-15' Bts.-All Loads, Skis	3	12-3/4 x 21						
100 HP V-4*	84 Thru	Cruisers, Houseboats	3	15-1/2 x 10		*PJ199C \$180	011015			
120-140 HP V-4	1985	Cruisers, Houseboats	3	15-1/2 x 13	387158	PJ200 \$123	012059			
140 (25") V-4	89 Thru	Cruisers, Houseboats	3	15-1/2 x 13	391536	PJ200C \$123	011016			
V-6 Gearcase		Cruisers, Houseboats	3	15-1/2 x 15	391535	PJ201C \$123	011006			
*Commercial		Cruisers, Houseboats	3	15 x 15				174926	\$359	013052
*150 HP V-6	78 Thru	26'-20' Bts.-All Loads, Skis	3	15 x 17	391200	PJ202C \$123	011007			
GT, XP 150 V-6	86 Thru	26'-20' Bts.-All Loads, Skis	3	15 x 17				391290	\$359	013044
155 HP V-6*	84 Thru	22'-18' Bts.-All Loads, Skis	3	14-1/2 x 19	391201	PJ203C \$123	011008			
175 HP V-6	77 Thru	22'-18' Bts.-All Loads, Skis	3	14-1/2 x 19				389924	\$359	013046
GT, XP 175 V-6	89 Thru	22'-18' Bts.-All Loads, Skis	3	14-1/2 x 19	391202	PJ204C \$123	011009			
*Commercial		19'-17' Bts.-All Loads, Skis	3	14-1/4 x 21				389923	\$359	013048
185 HP V-6	84-85	19'-17' Bts.-All Loads, Skis	3	14-1/4 x 21						
200 HP V-6	76 Thru	19'-17' Bts.-All Loads, Skis	3	14-1/4 x 21						
GT, XP 200 V-6	86 Thru	18'-15' Bts.-All Loads, Skis	3	14-1/4 x 23	391203	PJ205C \$123	011010			
225 HP V-6	86 Thru	18'-15' Bts.-All Loads, Skis	3	14-1/4 x 23				389019	\$359	013050
235 HP V-6	78-85	18'-15' Bts.-All Loads, Skis								
2.6L V-6	84-85									
275 HP V-8	86 Thru									
GT, XP300 V-8	86 Thru									
* 3.6L V-8										
Thru-Hub Exhaust										
Left Hand			3	15 x 15				174927	\$359	013051
Rotation Propellers			3	15 x 17				431930	\$359	013043
All V-6 & V-8	87 Thru		3	14-1/2 x 19				390822	\$359	013045
V-4 (V-6 Gearcase)	88 Thru		3	14-1/4 x 21				390821	\$359	013047
Couter-Rotation			3	14-1/4 x 23				390823	\$359	013049
Outboards										

391199

* If currently using uncupped prop, use cupped prop having 2" less pitch. Boats with power trim use same pitch.
 • 2 1/2" of skeg must be removed for proper fit. Use thrust washer 333592.

Continued on next page.

STAINLESS STEEL

OMC OUTBOARD ("Heavy-Duty Special" Hard to Plane Boats)

Table with columns: Motor & Model, Year, Boat Size (Speed MPH), Mat'l., Blds, Dia. & Pitch, Price, LH Part No., RH Part No. Includes models like 120-140 HP V-4 and 150-235 HP V-6.

STAINLESS STEEL

High Performance Propellers V-4

Table with columns: Model, Year, Boat Speed (MPH), Nearest Equiv. Part No., Mat'l., Blades, Dia. & Pitch, Price, Michigan Part No. Includes models like 85 HP V-4 and 140 HP V-4.

STAINLESS STEEL

II™ (High Performance Propellers)

Table with columns: Model, Year, Boat Speed (MPH), Nearest Equiv. Part No., Mat'l., Blades, Dia. & Pitch, Price, Michigan Part No. Includes models like 150-235 HP V-6 and 275 HP-3.6 GT V-8.

STAINLESS STEEL

High Performance Hole Shot 4-Blade Propellers

Table with columns: Model, Year, Boat Speed (MPH), Nearest Equiv. Part No., Mat'l., Blades, Dia. & Pitch, Price, Michigan Part No. Includes models like 100 HP V-4* and 275 HP V-8.

**Forward Thrust Washer A-9500-111 comes with propeller and replaces OMC Forward Thrust Washer.

Motor & Model	Year	Boat Size & Recommendation	Blds. Dia. & Pitch	ALUMINUM			STAINLESS STEEL		
				Nearest Merc. Equiv.	Price	Michigan Part No.	Nearest Merc. Equiv.	Price	Michigan Part No.
40	73-75	Standard Replacement	2 8-1/4 x 6	48-63494A1	PM 8	\$49	032014		
45	73-81								
39-40	68-72	Standard Replacement	2 8-1/4 x 6	48-47940A1	PM 16	\$60	032017		
39	64-67	Standard Replacement	2 8 x 6	48-31214A1	PM 4	\$50	032012		
60	68	Standard Replacement	2 7-7/8 x 8	48-47938A1	PM 18	\$56	032018		
60	61-67	16'-14' Bts. - All Loads	2 8 x 6	48-31214A1	PM 4	\$50	032012		
		Standard Replacement	2 8 x 8	48-31105A1	PM 6	\$50	032013		
Mark 28, 28A	58-62	16'-14' Bts. - All Loads, Skis	3 9-1/4 x 9	48-28037A1	PM 27(LH)	\$74	032025		
200-250		16'-14' Bts. - Light Loads	2 9-1/2 x 11	48-28036A1	PM 28(LH)	\$74	032027		
		14'-12' Bts. - Light Loads	2 9-1/2 x 12	48-28038A1	PM 29(LH)	\$74	032028		
Mark 30	56-58	16'-14' Bts. - All Loads, Skis	3 9-1/2 x 10		AMC 506	\$106	032074		
Merc 7.5, 9.8, 110	68-85	Standard Replacement	2 9 x 9	48-47922A1	PM 21	\$42	032021		
	68-79	Light Runabouts - Light Loads	2 9 x 10	48-47926A1	PM 19	\$42	032019		
		16'-14' Bts. - All Loads, Skis	3 9 x 7	48-47670A1	PM 20	\$66	032020		
Merc 110	62-67	16'-14' Bts. - All Loads, Skis	2 9 x 9	48-32364A1	PM 11	\$49	032016		
		14'-12' Bts. - Light Loads	2 9 x 10	48-31504A1	PM 10	\$49	032015		
Merc 20	63-81	16'-14' Bts. - All Loads, Skis	3 9-1/4 x 9	48-33482A1	PM 26	\$68	032111		
		Standard Replacement	2 10 x 11		PM 30	\$66	032112		
6 HP	86-87	Houseboat, Workboat	3 9-3/4 x 5-1/2	48-42518A11		\$60	032130		
8 HP	86 Thru	14'-20' Bts. -All Loads	3 9-1/4 x 7	48-42520A11		\$60	032131		
9.9 HP	86 Thru	Standard Replacement	3 9 x 9	48-42522A11		\$60	032132		
15 HP	89 Thru	14'-16' Bts. -All Loads	3 9 x 10-1/2	48-17874A12		\$60	032133		
18 HP	80-85	19'-15' Bts.	3 10-3/8 x 11	48-19638A40	PM 24C	\$87	031049		
20 HP	86 Thru	17'-13' Bts.	3 10-3/8 x 13	48-19640A40	PM 23C	\$87	031048	"Nibrall"	\$140 037002
25 HP	80 Thru	Up to 14' Bts.	3 10-1/4 x 14-1/2	48-19642A40	PM 22C	\$87	031047		
Thru Hub Exhaust									
Mark 35A, Mark 50, 55, Mark 58, 58A	56-61	17'-16' Bts. - All Loads, Skis	3 10 x 10	48-22575A2	AMC 580S	\$114	032077		
300, 350, 400, 500		16'-14' Bts. - All Loads, Skis	3 10 x 11		AMC 577S	\$114	032075		
All 11 Spline		16'-14' Bts. - All Loads, Skis	2 10-1/4 x 10	48-29985A2	PM 56	\$87	032035		
		16'-14' Bts. - Light Loads	2 10-1/4 x 12	48-22914A2	PM 55	\$87	032034		
		14'-12' Bts. - Light Loads	2 10-1/4 x 13	48-29986A2	PM 54	\$87	032033		
300, 350	62-69	Cruisers, Houseboats, Sailboats	3 10-1/4 x 9	48-32194A1	PR 31	\$92	032083		
400,450,500		19'-17' Bts. - All Loads, Skis	3 10-1/4 x 10	48-33774A1	PR 33	\$92	032084		
Prop Exhaust		17'-16' Bts. - All Loads, Skis	3 10-1/4 x 11	48-38098A1	PR 35	\$92	032085		
		16'-14' Bts. - All Loads, Skis	3 10-1/4 x 12	48-38094A1	PR 37	\$92	032086		
		16'-14' Bts. - Light Loads	3 10-1/4 x 13	48-38090A1	PR 39	\$92	032087		
		14'-12' Bts. - Light Loads	3 10-1/4 x 15	48-38086A1	PR 43	\$92	032088		
400-402-500	70-73	24'-20' Bts. - All Loads	3 10-1/4 x 10	48-56246A1	PR333	\$88	032096		
Prop Exhaust		19'-17' Bts. - All Loads, Skis	3 10-1/4 x 11	48-56244A1	PR335	\$88	032097		
		17'-16' Bts. - All Loads, Skis	3 10-1/4 x 12	48-56240A1	PR337	\$88	032098		
		16'-14' Bts. - All Loads, Skis	3 10-1/4 x 13	48-56236A1	PR339	\$88	032099		
		16'-14' Bts. - Light Loads	3 10-1/4 x 15	48-56232A1	PR343	\$88	032100		
		14'-12' Bts. - Light Loads	3 10-3/4 x 17	48-56230A1	PR345	\$88	032101		
402-500	74-76	22'-19' Bts. - All Loads	3 12-1/4 x 10	48-61812A1	PM530	\$105	032045		
650	72-76	19'-17' Bts. - All Loads, Skis	3 12 x 11	48-61814A1	PM527	\$105	032044	48-63548A1	SMC439(br) \$164 036009
		17'-16' Bts. - All Loads, Skis	3 11-3/4 x 12	48-61816A1	PM524	\$105	032043	48-63546A1	SMC438(br) \$164 036008
		18'-15' Bts. - All Loads, Skis	3 11-1/2 x 13	48-61818A1	PM521	\$105	032042	48-63544A1	SMC437(br) \$164 036007
		16'-14' Bts. - Light Loads	3 11-1/4 x 14	48-61820A1	PM518	\$105	032041	48-63542A1	SMC436(br) \$164 036006
		15'-13' Bts. - Light Loads	3 11 x 15	48-61822A1	PM515	\$105	032040	48-63540A1	SMC435(br) \$164 036005
		14'-12' Bts. - Light Loads	3 10-3/4 x 16	48-61824A1	PM513	\$105	032039	48-63538A1	SMC434(br) \$164 036004
402-500-700 HP	77-84	19'-17' Bts. - All Loads, Skis	3 11-1/4 x 10	48-73132A4	PM600C	\$109	031015		
35 HP	84-89	18'-16' Bts. - All Loads, Skis	3 10-5/8 x 12	48-73134A4	PM612C	\$109	031016		
(2 Cyl. In Line)									
40 HP (2 Cyl. In Line)	77-83	18'-16' Bts. - All Loads, Skis	3 10-5/8 x 12					48-79792A5	SSM212C \$304 033001
(4 Cyl. In Line)	90 Thru	17'-15' Bts. - All Loads, Skis	3 10-3/8 x 13	48-73136A4	PM613C	\$109	031017		
45 HP	86-89	17'-14' Bts. - All Loads	3 10-1/4 x 14	48-73138A4	PM614C	\$109	031018	48-76230A5	\$304 033028
(4 Cyl. In Line)									
50 HP	77-85	16'-14' Bts. - Light Loads	3 10-1/8 x 15	48-73140A4	PM615C	\$109	031019		
(4 Cyl. In Line)									
50 HP	86 Thru	15'-13' Bts. - Light Loads	3 10 x 17	48-73144A4	PM617C	\$109	031020		
(3 Cyl. In Line)									
60 HP	84 Thru								
(3 Cyl. In Line)									
70 HP	Thru 83								
(3 Cyl. In Line)									
650 4 Cyl. (2:1)	61-70	24'-20' Bts.	4 14 x 10		**DQ430	\$147	**032078		
800-850	Thru 72	24'-20' Bts.	3 13 x 11	48-35936A3	**PR151	\$111	**032089		
6 Cyl.		22'-19' Bts.	3 13 x 13	48-32392A3	**PR153	\$111	**032090		
900-1150 (All 1.78:1 Gear)	Thru 77	19'-17' Bts. - All Loads, Skis	3 13 x 15	48-32390A3	**PR155	\$111	**032091		
** Use Thrust Washer 65091		19'-17' Bts. - All Loads, Skis	3 13 x 15		**PR155C	\$119	**031001		
* Use Thrust Washer 75282 or 13191A1		19'-17' Bts. - All Loads, Skis	3 13-3/4 x 15					t*SSM615IIC	\$361 t*033016
		17'-16' Bts. - All Loads, Skis	3 13 x 17	48-32264A3	**PR157	\$111	**032092		
		17'-16' Bts. - All Loads, Skis	3 13 x 17		**PR157C	\$119	**031002		
		17'-16' Bts. - All Loads, Skis	3 13-1/4 x 17					t*SSM617IIC	\$361 t*033017
		18'-15' Bts. - All Loads, Skis	3 13 x 19	48-32750A3	**PR159	\$111	**032093		
		18'-15' Bts. - All Loads, Skis	3 13 x 19		**PR159C	\$119	**031003	*SSM619IIC	\$361 *033018
		16'-14' Bts. - All Loads, Skis	3 13 x 21	48-32746A3	**PR161	\$111	**032094		
		16'-14' Bts. - All Loads, Skis	3 13 x 21		**PR161C	\$119	**031004	*SSM621IIC	\$361 *033019

† Requires High Performance Trim Tab C46399A1 for Proper Fit.

Continued on next page.

Motor & Model	Year	Boat Size & Recommendation	Blds.	Dia. & Pitch	ALUMINUM			STAINLESS STEEL		
					Nearest Merc. Equiv.	Price	Michigan Part No.	Nearest Merc. Equiv.	Price	Michigan Part No.
650 3 Cyl. (2.3:1 Gear)	Thru 71	Cruisers, Houseboats	4	14 x 10		**DQ430 \$147	**032078			
800-850 4 Cyl. (2.3:1 Gear)	72-77	Cruisers, Houseboats	3	13 x 11	48-35936A3	**PR151 \$111	**032089			
1000-1100	Thru 77	24'-20' Bts.	3	13 x 13	48-32392A3	**PR153 \$111	**032090			
1150-1250 (2:1 Gear)		22'-19' Bts.	3	13 x 15	48-32390A3	**PR155 \$111	**032091			
1350 (1.78:1 Gear)	Thru 77	22'-19' Bts.	3	13 x 15		**PR155C \$119	**031001			t*SSM615IC \$361 t*033016
19'-17' Bts. - All Loads, Skis			3	13 x 17	48-32264A3	**PR157 \$111	**032092			
19'-17' Bts. - All Loads, Skis			3	13 x 17		**PR157C \$119	**031002			
** Use Thrust Hub 65091		19'-17' Bts. - All Loads, Skis	3	13-1/4 x 17						t*SSM617IC \$361 t*033017
* Use Thrust Washer 75282 or 13191A1		17'-16' Bts. - All Loads, Skis	3	13 x 19	48-32750A3	**PR159 \$111	**032093			
		17'-16' Bts. - All Loads, Skis	3	13 x 19		**PR159C \$119	**031003			*SSM619IC \$361 *033018
		18'-15' Bts. - All Loads, Skis	3	13 x 21	48-32746A3	**PR161 \$111	**032094			
		18'-15' Bts. - All Loads, Skis	3	13 x 21		**PR161C \$119	**031004			*SSM621IC \$361 *033019
		16'-14' Bts. - All Loads, Skis	3	13 x 23	48-65736A1	**PR163 \$111	**032095			
Mark 78, 78A 75,75A, 600	57-60	16'-14' Bts. - All Loads, Skis	3	12-1/2 x 15		SMC 885 \$110	082035			
70 HP 3 Cyl.	87-89	24'-19' Bts. - All Loads	3	13-3/4 x 15	48-77342A4	t*PM315C \$118	t*031041			t*SSM615IC \$361 t*033016
75 HP 3 Cyl.	90 Thru	20'-17' Bts. - All Loads, Skis	3	13-1/4 x 17	48-77344A4	t*PM317C \$118	t*031042			t*SSM617IC \$361 t*033017
75 HP In Line 4	84-86	19'-16' Bts. - All Loads, Skis	3	13 x 19	48-77346A4	*PM319C \$118	*031043			*SSM619IC \$361 *033018
80 HP In Line 4	78-83	18'-15' Bts. - All Loads, Skis	3	12-3/4 x 21	48-77348A4	*PM321C \$118	*031044			*SSM621IC \$361 *033019
80 HP 3 Cyl.	87-89	18'-15' Bts. - All Loads, Skis	3	13 x 21						
90 HP In Line 6	78-86	18'-15' Bts. - All Loads, Skis	3	13 x 21						
90 HP 3 Cyl.	87 Thru	Light Runabouts - Light Loads	3	12-1/2 x 23	48-77350A4	*PM323C \$118	*031045			
100 HP In Line 4	88 Thru									
115 HP In Line 6	78-89									
115 HP In Line 4	88 Thru									
* Use Thrust Washer 75282 or 13191A1										
1400-1500 (2:1 Gear)	Thru 77	Cruisers, Houseboats	3	13 x 13	48-32392A3	**PR153 \$111	**032090			
In Line 6 Cyl.		24'-20' Bts.	3	13 x 15	48-32390A3	**PR155 \$111	**032091			
** Use Thrust Hub 65091		24'-20' Bts.	3	13 x 15		**PR155C \$119	**031001			t*SSM615IC \$361 t*033016
* Use Thrust Washer 75282 or 13191A1		22'-19' Bts. - All Loads	3	13 x 17	48-32264A3	**PR157 \$111	**032092			
		22'-19' Bts. - All Loads	3	13 x 17		**PR157C \$119	**031002			
		22'-19' Bts. - All Loads	3	13-1/4 x 17						t*SSM617IC \$361 t*033017
		19'-17' Bts. - All Loads, Skis	3	13 x 19	48-32750A3	**PR159 \$111	**032093			
		19'-17' Bts. - All Loads, Skis	3	13 x 19		**PR159C \$119	**031003			*SSM619IC \$361 *033018
		18'-15' Bts. - All Loads, Skis	3	13 x 21	48-32746A3	**PR161 \$111	**032094			
		18'-15' Bts. - All Loads, Skis	3	13 x 21		**PR161C \$119	**031004			*SSM621IC \$361 *033019
		17'-16' Bts. - All Loads, Skis	3	13 x 23	48-65736A1	**PR163 \$111	**032095			
135 HP	87 Thru	30'+(40-45MPH) Sgl. or Twin	3	15-1/4 x 17						SSM 272C \$458 033020-1
150 HP V-6	78 Thru	30'-28'(45-50 MPH) Sgl. or Twin	3	15 x 19						SSM 292C \$458 033021-1
175 HP V-6	78-81	28'-24'(50-55 MPH) Sgl. or Twin	3	14-1/2 x 21						SSM 312C \$458 033022-1
200 HP V-6	78 Thru	Cruisers, Houseboats	3	16 x 11	48-78112A4	PM 211C \$136	031021			
220 HP V-6	87-88	Cruisers, Houseboats	3	16 x 13	48-78114A4	PM 213C \$136	031022			
225 HP V-6	81-82	Cruisers, Houseboats	3	15-1/4 x 15	48-78116A4	PM 215C \$136	031023			
Merc Laser		Cruisers, Houseboats	3	14-1/2 x 15						48-16312A5 SSM 245C \$399 033002-1
200 HP XRI	87 Thru	Cruisers, Houseboats	3	14-1/2 x 17	48-78118A4	PM 217C \$136	031024			48-16314A5 SSM 247C \$399 033003-1
300 HP V-6	83	Cruisers, Houseboats	3	14 x 19	48-78120A4	PM 219C \$136	031025			48-16316A5 SSM 249C \$399 033004-1
3.4 Litre	84-86	Cruisers, Houseboats	3	13-3/4 x 21	48-78122A4	PM 221C \$136	031026			48-16319A5 SSM 251C \$399 033005-1
* Use Thrust Washer 77987 or 13171		21'-19' Bts. - All Loads, Skis	3	13-1/2 x 23	48-78124A4	PM 223C \$136	031027			48-16320A5 SSM 253C \$399 033006-1
250,275 HP	90 Thru	20'-24' Bts.-All Loads, Skis	3	15 1/4 x 19						48-13700-A41 \$439 033030
WAVE™		18'-22' Bts.-All Loads, Skis	3	14 3/4 x 21						48-13702-A41 \$439 033032
Performance Propellers		18'-21' Bts.-All Loads, Skis	3	14 5/8 x 23						48-13704-A41 \$439 033034
		18'-20' Bts.-All Loads, Skis	3	14 1/2 x 25						48-13706-A41 \$439 033036

t Requires High Performance Trim Tab C46399A1 For Proper Fit.

EDGE II™ (High Performance Propellers)

Model	Year	Boat Speed (MPH)	Nearest Equiv. Part No.	Mat'l.	Blades	Dia. & Pitch	Price	Michigan Part No.
150-175 HP V-6	76 Thru	42-52	48-16546A40	S.S.	3	14 1/4 X 20	\$457	033060
		46-56	48-16548A40	S.S.	3	14 1/4 X 22	\$457	033062
		51-56	48-16550A40	S.S.	3	14 1/4 X 24	\$457	033064
		55-65	48-16552A40	S.S.	3	14 1/4 X 26	\$457	033066
200-225 HP V-6	78 Thru	42-52	48-16546A40	S.S.	3	14 1/4 X 20	\$457	033060
		53-58	48-16548A40	S.S.	3	14 1/4 X 22	\$457	033062
		57-63	48-16550A40	S.S.	3	14 1/4 X 24	\$457	033064
		62-70	48-16552A40	S.S.	3	14 1/4 X 26	\$457	033066

High Performance Hole Shot 4-Blade Propellers

Model	Year	Boat Speed (MPH)	Nearest Equiv. Part No.	Mat'l.	Blades	Dia. & Pitch	Price	Michigan Part No.
135 HP	87 Thru	50-62		S.S.	4	13 3/4 X 22	\$477	†033038
150 HP V-6	78 Thru	55-67		S.S.	4	13 3/4 X 24	\$477	†033040
175 HP V-6	78-81	60-72		S.S.	4	13 3/4 X 26	\$477	†033042
200 HP V-6	78 Thru							
220 HP V-6	87-88							
225 HP V-6	81-82							
Merc Laser								
200 HP XRI	87 Thru							
300 hp V-6	83							
3.4 Litre	84-86							

† Forward Thrust Washer A-9500-110 comes with propeller and replaces Mercury Forward Thrust Washer.

Motor & Model	Year	Boat Size & Recommendation	Blids. Dia. & Pitch	ALUMINUM			STAINLESS STEEL				
				Nearest Mariner Equiv.	Price	Michigan Part No.	Nearest Mariner Equiv.	Price	Michigan Part No.		
8 HP	76-84	24'-20' Bts. - Sailboats	3 8-1/4 x 6-1/2	48-82763	SMC12	\$57	012100				
		16'-14' Bts. - All Loads, Skis	3 8-1/4 x 8	48-82764	PJ11	\$44	012008				
		16'-14' Bts. - Light Loads	3 8-1/4 x 9	48-82766	SMC18	\$48	012101				
8 HP 9.9 HP 15 HP	87 Thru 87 Thru 89 Thru	Houseboat, Workboat	3 9-3/4 x 5-1/2	48-42518A11		\$60	032130				
		14'-20' Bts. - All Loads	3 9-1/4 x 7	48-42520A11		\$60	032131				
		Standard Replacement	3 9 x 9	48-42522A11		\$60	032132				
		14'-16' Bts. All Loads	3 9 x 10-1/2	48-17874A12		\$60	032133				
15A, 15 W15 20 HP 25 HP	76-82 76-84 76-79 77-79	Houseboats, Sailboats	3 9-1/4 x 7	48-82767	SMC39	\$59	012102				
		14'-12' Bts. - Heavy Loads	3 9 x 10	48-82768	PJ16	\$48	012011	"Nibrall"	\$104	018001	
		14'-12' Bts. - All Loads, Skis	3 9-1/4 x 11	48-82769	PJ18	\$48	012013				
		14'-12' Bts. - Light Loads	3 9-1/4 x 12	48-82770	PJ15	\$48	012010	"Nibrall"	\$104	018003	
20-25 HP Thru Hub Exhaust	85 Thru	19'-15' Bts.	3 10-3/8 x 11	48-19638A4	PM24C	\$87	031049				
		17'-13' Bts.	3 10-3/8 x 13	48-19640A4	PM23C	\$87	031048	"Nibrall"	\$140	037002	
		Up to 14' Bts.	3 10-1/4 x 14-1/2	48-19642A4	PM22C	\$87	031047				
25 HP 28 HP 30 HP Flow-Thru Exhaust	80-84 76-79 79 Thru	18'-16' Bts. - All Loads, Skis	3 9-7/8 x 9	48-81647	PM39	\$70	022001				
		17'-14' Bts. - All Loads, Skis	3 9-7/8 x 10-1/2	48-81649	PM40	\$70	022002				
		16'-13' Bts. - Light Loads	3 9-3/8 x 12		PM42	\$70	022003				
W40 HP For Non "Thru Prop" Exhaust	77-78	20'-18' Bts. - All Loads	3 11-3/4 x 8-3/4	48-83573	PM62	\$89	022006				
		17'-16' Bts. - All Loads, Skis	3 11-3/4 x 10	48-83552	PM61	\$89	022005				
		17'-15' Bts. - Light Loads	3 11-1/2 x 12	48-83535	PM60	\$89	022004				
40 HP 2 Cyl. 45 HP 4 Cyl. 48 HP 50 HP 4 Cyl. 50 HP 3 Cyl. 60 HP 3 Cyl. 70 HP 3 Cyl. All Thru-Hub Exhaust	78 Thru 86-89 All Years Thru 85 86 Thru 84 Thru Thru 83	22'-19' Bts. - All Loads	3 11-1/4 x 10	48-73132A4	PM600C	\$109	031015	"Nibrall"	\$150	037010	
		18'-15' Bts. - All Loads, Skis	3 10-5/8 x 12	48-73134A4	PM612C	\$109	031016				
		18'-15' Bts. - All Loads, Skis	3 10-5/8 x 12					48-79792A5	SSM 212C	\$304	033001
		17'-16' Bts. - All Loads, Skis	3 10-3/8 x 13	48-73136A4	PM613C	\$109	031017				
		16'-14' Bts. - Light Loads	3 10-1/4 x 14	48-73138A4	PM614C	\$109	031018	48-76230A5		\$304	033028
		15'-13' Bts. - Light Loads	3 10-1/8 x 15	48-73140A4	PM615C	\$109	031019		"Nibrall"	\$150	037014
		15'-12' Bts. - Light Loads	3 10 x 17	48-73144A4	PM617C	\$109	031020		"Nibrall"	\$150	037015
60 HP	76	22'-19' Bts. - All Loads	3 12-1/4 x 10	48-61812A1	PM530	\$105	032045				
		19'-17' Bts. - All Loads, Skis	3 12 x 11	48-61814A1	PM527	\$105	032044				
		18'-15' Bts. - All Loads, Skis	3 11-3/4 x 12	48-61816A1	PM524	\$105	032043				
		17'-16' Bts. - All Loads, Skis	3 11-1/2 x 13	48-61818A1	PM521	\$105	032042				
		16'-14' Bts. - Light Loads	3 11-1/4 x 14	48-61820A1	PM518	\$105	032041				
		15'-13' Bts. - Light Loads	3 11 x 15	48-61822A1	PM515	\$105	032040				
		14'-12' Bts. - Light Loads	3 10-3/4 x 16	48-61824A1	PM513	\$105	032039				
80 HP ** Use Thrust Washer 65091 * Use Thrust Washer 75282 or 13191A1	77	24'-20' Bts.	3 13 x 13	48-58826	**PR153	\$111	**032090				
		22'-19' Bts. - All Loads	3 13 x 15	48-32390	**PR155	\$111	**032091				
		22'-19' Bts. - All Loads	3 13 x 15		**PR155C	\$119	**031001				
		22'-19' Bts. - All Loads	3 13-3/4 x 15					t*SSM615 II C	\$361	t*033016	
		19'-17' Bts. - All Loads, Skis	3 13 x 17	48-65022	**PR157	\$111	**032092				
		19'-17' Bts. - All Loads, Skis	3 13 x 17		**PR157C	\$119	**031002				
		19'-17' Bts. - All Loads, Skis	3 13-1/4 x 17					t*SSM617 II C	\$361	t*033017	
		17'-16' Bts. - All Loads, Skis	3 13 x 19	48-65024	**PR159	\$111	**032093				
		17'-16' Bts. - All Loads, Skis	3 13 x 19		**PR159C	\$119	**031003				
		18'-15' Bts. - All Loads, Skis	3 13 x 21	48-62780	**PR161	\$111	**032094				
		18'-15' Bts. - All Loads, Skis	3 13 x 21		**PR161C	\$119	**031004				
		16'-14' Bts. - All Loads, Skis	3 13 x 23	48-65736	**PR163	\$111	**032095				
		16'-14' Bts. - All Loads, Skis	3 13 x 23	48-65736	**PR163C	\$119	**031005				
75 HP 4 In Line 75 HP 3 Cyl. 80 HP 4 In Line 90 HP 6 In Line 90 HP 3 Cyl. 100 HP 4 In Line 115 HP 6 In Line 115 HP 4 In Line	Thru 86 87 Thru 78-83 Thru 85 87 Thru 88 Thru 78-88 89 Thru	24'-20' Bts. - All Loads, Skis	3 13-3/4 x 15	48-77342A4	t*PM315C	\$118	t*031041	t*SSM615 II C	\$361	t*033016	
		19'-17' Bts. - All Loads, Skis	3 13-1/4 x 17	48-77344A4	t*PM317C	\$118	t*031042	t*SSM617 II C	\$361	t*033017	
		18'-16' Bts. - All Loads, Skis	3 13 x 19	48-77346A4	*PM319C	\$118	*031043	*SSM619 II C	\$361	*033018	
		18'-15' Bts. - All Loads, Skis	3 12-3/4 x 21	48-77348A4	*PM321C	\$118	*031044				
		18'-15' Bts. - All Loads, Skis	3 13 x 21					*SSM621 II C	\$361	*033019	
		16'-14' Bts. - All Loads, Skis	3 12-1/2 x 23	48-77350A4	*PM323C	\$118	*031045				
135 HP V-6 150 HP V-6 175 HP V-6 200 HP V-6 220 HP Magnum EFI Use Thrust Washer 13191A1	86 Thru 79 Thru 78 Thru 79 Thru 87-88	30'+(40-45MPH) Sgl. or Twin	3 15-1/4 x 17					SSM 272C	\$458	033020-1	
		30'-28'(45-50 MPH) Sgl. or Tn	3 15 x 19					SSM 292C	\$458	033021-1	
		28'-24'(50-55 MPH) Sgl. or Tn	3 14-1/2 x 21					SSM 312C	\$458	033022-1	
		Cruisers, Houseboats	3 16 x 11	48-78112A4	PM 211C	\$136	031021				
		Cruisers, Houseboats	3 16 x 13	48-78114A4	PM 213C	\$136	031022				
		Cruisers, Houseboats	3 15-1/4 x 15	48-78116A4	PM 215C	\$136	031023				
		Cruisers, Houseboats	3 14-1/2 x 15					48-16312A5	SSM 245C	\$399	033002-1
		Cruisers, Houseboats	3 14-1/2 x 17	48-78118A4	PM 217C	\$136	031024	48-16314A5	SSM 247C	\$399	033003-1
		Cruisers, Houseboats	3 14 x 19	48-78120A4	PM 219C	\$136	031025	48-16316A5	SSM 249C	\$399	033004-1
		21'-19' Bts. - All Loads, Skis	3 13-3/4 x 21	48-78122A4	PM 221C	\$136	031026	48-16319A5	SSM 251C	\$399	033005-1
20'-18' Bts. - All Loads, Skis	3 13-1/2 x 23	48-78124A4	PM 223C	\$136	031027	48-16320A5	SSM 253C	\$399	033006-1		
250 HP WAVE™ Performance Propellers	90 Thru	21'-24' Bts. - All Loads, Skis	3 15 1/4 x 19					48-13700-A41	\$439	033030	
		18'-22' Bts. - All Loads, Skis	3 14 3/4 x 21					48-13702-A41	\$439	033032	
		18'-21' Bts. - All Loads, Skis	3 14 5/8 x 23					48-13704-A41	\$439	033034	
		18'-20' Bts. - All Loads, Skis	3 14 1/2 x 25					48-13706-A41	\$439	033036	

† Requires High Performance Trim Tab C46399A1 For Proper Fit

See Mariner Performance Propellers on Following Page.

Wedge II™ (High Performance Propellers)

Model	Year	Boat Speed (MPH)	Nearest Equiv. Part No.	Mat'l.	Blades	Dia. & Pitch	Price	Michigan Part No.
150 HP V-6	76 Thru	42-52	48-16546A40	S.S.	3	14 1/4 X 20	\$457	033060
175 HP V-6	78 Thru	46-57	48-16548A40	S.S.	3	14 1/4 X 22	\$457	033062
		50-63	48-16550A40	S.S.	3	14 1/4 X 24	\$457	033064
		54-70	48-16552A40	S.S.	3	14 1/4 X 26	\$457	033066
		53-58	48-16548A40	S.S.	3	14 1/4 X 22	\$457	033062
200 HP V-6	78 Thru	53-58	48-16548A40	S.S.	3	14 1/4 X 22	\$457	033062
225 HP V-6	87 Thru	57-63	48-16550A40	S.S.	3	14 1/4 X 24	\$457	033064
		62-70	48-16552A40	S.S.	3	14 1/4 X 26	\$457	033066

High Performance Hole Shot 4-Blade Propellers

Model	Year	Boat Speed (MPH)	Nearest Equiv. Part No.	Mat'l.	Blades	Dia. & Pitch	Price	Michigan Part No.
135 HP	86 Thru	50-62		S.S.	4	13 3/4 X 22	\$477	‡033038
150 HP V-6	79 Thru	55-67		S.S.	4	13 3/4 X 24	\$477	‡033040
175 HP V-6	78 Thru	55-67		S.S.	4	13 3/4 X 24	\$477	‡033040
200 HP V-6	79 Thru	60-72		S.S.	4	13 3/4 X 26	\$477	‡033042
220 HP	87-88							

Magnum EFI

‡ Forward Thrust Washer A-9500-110 comes with propeller and replaces Mariner Forward Thrust Washer.

TOHATSU, NISSAN

Motor & Model	Year	Boat Size & Recommendation	Blds.	Dia. & Pitch	ALUMINUM			STAINLESS STEEL		
					Nearest OEM Equiv.	Price	Michigan Part No.	Price	Michigan Part No.	
40C/35B HP	84 Thru	21'-17' Bts.-All Loads	3	10.6 x 11.3	361-64113-0	\$79	142001			
40D/50D HP	90 Thru	17'-16' Bts.-All Loads	3	10.6 x 11.7	361-64114-0	\$79	142002			
		16'-14' Bts.-All Loads	3	10.3 x 12.7	348-64102-0	\$79	142003			
		14'-12' Bts.-All Loads	3	10.2 x 13.9	348-64103-0	\$79	142004			
		18'-15' Bts.-All Loads, Skis	3	11.6 x 11	353-64103-0	\$79	142005			
55B/70A HP	84-86	Cruisers, Houseboats	3	11.6 x 11	353-64103-0	\$79	142005			
50C/60A/70A2	87 Thru	18'-15' Bts.-All Loads, Skis	3	11.5 x 13	353-64105-0	\$79	142006			
		18'-15' Bts.-All Loads, Skis	3	12 1/2 x 13				\$274	013024	
		17'-14' Bts.-All Loads, Skis	3	11 x 15	353-64107-0	\$79	142007			
		17'-14' Bts.-All Loads, Skis	3	12 1/4 x 15				SSO 315C	\$274	013010
		15'-13' Bts.-All Loads, Skis	3	10.7 x 16.4	353-64108-0	\$79	142008			
		15'-13' Bts.-All Loads, Skis	3	11 3/4 x 17				\$274	013026	
		14'-12' Bts.-All Loads, Skis	3	10.9 x 17.6	353-64109-0	\$79	142009			
		14'-12' Bts.-All Loads, Skis	3	11 1/4 x 19				\$274	013032	
90 HP	87 Thru	24'-20' Bts.-All Loads, Skis	3	13.5 x 14.6	3B7-64532-0	\$99	142010			
120**, 140**	90 Thru	24'-20' Bts.-All Loads, Skis	3	13 3/4 x 15				SSY615 IIC	\$361	103025
		19'-17' Bts.-All Loads, Skis	3	13.5 x 15.7	3B7-64536-0	\$99	142011			
**(Tohatsu only)		19'-17' Bts.-All Loads, Skis	3	13 1/4 x 17				SSY617 IIC	\$361	103026
		18'-16' Bts.-All Loads, Skis	3	12.9 x 17.6	3B7-64541-0	\$99	142012			
		18'-16' Bts.-All Loads, Skis	3	13 x 19				SSY619 IIC	\$361	103027
		18'-15' Bts.-All Loads, Skis	3	12.6 x 19.9	3B7-64545-0	\$99	142013			
		18'-15' Bts.-All Loads, Skis	3	12 3/4 x 21				SSY621 IIC	\$361	103028

McCULLOCH, SCOTT, AERO

Motor & Model	Year	Boat Size & Recommendation	Blds.	Dia & Pitch	ALUMINUM		
					Price	Michigan Part No.	
3 1/2 - 4 HP	46-73	Standard Replacement	2	7 3/8 x 6	SA10	\$46	152030
7 1/2 HP Weedless	60-73	14'-12' Bts.-Light Loads	3	6 x 6	SAC371	\$63	152034
		Light Runabouts-Light Loads	2	6 x 8	AJC63	\$53	152001
12 - 14.1 HP	60-67	Standard Replacement	3	8 1/4 x 8 1/2	AMC535(LH)	\$53	152003
22-25-27.7-28 HP	58-67	16'-14' Bts.-Light Loads	3	9 x 10	PS25	\$71	152020
40-43.7-45 HP Right-Hand Prop	59-69	19'-17' Bts.-All Loads, Skis	3	10 x 10	SMC635	\$81	152035
		17'-16' Bts.-All Loads, Skis	3	10 x 11	SMC637	\$81	152036
		16'-14' Bts.-All Loads, Skis	3	10 x 12	PS40	\$76	152021
60-75.2 HP	58-69	24'-20' Bts.-One Engine	3	11 1/2 x 10	PS74	\$90	152026
		19'-17' Bts.-All Loads, Skis	3	11 1/2 x 11	PS73	\$90	152025
		17'-16' Bts.-All Loads, Skis	3	11 1/2 x 12	PS71	\$90	152023
		16'-14' Bts. All Loads, Skis	3	11 1/2 x 13	PS72	\$90	152024

Motor & Model	Year	Boat Size & Recommendation	Blids.	Dia. & Pitch	ALUMINUM			STAINLESS STEEL		
					Nearest Suzuki Equiv.	Price	Michigan Part No.	Price	Michigan Part No.	
DT 5	83	Standard Replacement Sailboats	2	8-1/4 x 5-1/2	PS 1	\$47	062001			
			3	8 x 4	PS 2	\$60	062002			
DT6	84Thru	Light Runabouts - Light Loads	3	8-3/4 x 10	PS 7	\$60	062005			
DT8	83-87	16'-14' Bts. - All Loads	3	8-3/4 x 9	PS 6	\$60	062004			
		17'-16' Bts. - All Loads	3	9 x 8	PS 5	\$60	062003			
DT9.9	83-87	14'-20' Bts. - All Loads	3	9-1/4 x 7	58100-93703-019	\$60	062015			
DT15	83-88	14'-18' Bts. - All Loads	3	9-1/4 x 9	58100-93723-019	\$60	062016			
DT15C	89 Thru	14'-16' Bts. - All Loads	3	9-1/4 x 11	58100-93743-019	\$60	062017			
DT20	83-86	18'-16' Bts. - All Loads	3	10-1/4 x 11	58100-96420-019	\$64	062012	"Nibrat"	\$119	068012
DT 20	87-88	16'-14' Bts. - All Loads	3	10-1/4 x 12	58100-96430-019	\$64	062013	"Nibrat"	\$119	068013
DT 25	83-86	16'-14' Bts. - Light Loads	3	10-1/4 x 13	58100-96440-019	\$64	062014	"Nibrat"	\$119	068014
DT 25	87-88	16'-14' Bts. - Light Loads	3							
DT 25C	89 Thru									
DT 30	83-86									
DT 30/30C	87-88									
DT 30C	89 Thru									
DT 40	83Thru	19'-17' Bts. - Light Loads	3	12 x 11	PS 527	\$109	062011	SMC 439 (bronze)	\$164	036009
DT 50 & 50M	83-84	18'-16' Bts. - Light Loads	3	11-3/4 x 12	58100-95392-019	\$109	062010	SMC 438 (bronze)	\$164	036008
DT 55	85Thru	17'-15' Bts. - Light Loads	3	11-1/2 x 13	58100-94312-019	\$109	062009	SMC 437 (bronze)	\$164	036007
DT 60	83-84	16'-14' Bts. - Light Loads	3	11-1/4 x 14	58100-95352-019	\$109	062008	SMC 436 (bronze)	\$164	036006
DT 65	85 Thru	15'-13' Bts. - Light Loads	3	11 x 15	58100-95362-019	\$109	062007	SMC 435 (bronze)	\$164	036005
		14'-12' Bts. - Light Loads	3	10-3/4 x 16	PS 513	\$109	062006	SMC 434 (bronze)	\$164	036004
DT 75 t	83 Thru	19'-17' Bts. - All Loads, Skis	3	13-3/4 x 15	58100-95500-019	\$113	*061001		\$349	063001
DT 85 t	79 Thru	18'-15' Bts. - All Loads, Skis	3	13-1/4 x 17	58100-95511-019	\$113	*061002		\$349	063002
DT 90 t	89 Thru	16'-14' Bts. - All Loads, Skis	3	13 x 19	58100-95521-019	\$113	*061003		\$349	063003
DT 100 t	89 Thru	16'-14' Bts. - Light Loads	3	13 x 21	58100-95530-019	\$113	*061004		\$349	063004
DT 115 t	81 Thru	14'-12' Bts. - Light Loads	3	12-1/2 x 23		\$113	*061005			
DT 140 t	81 Thru									
DT 150 V-6 §	86 Thru	19'-17' Bts. - All Loads, Skis	3	14-1/2 x 15					\$399	\$063005
DT 175 V-6 §	86 Thru	18'-15' Bts. - All Loads, Skis	3	14-1/2 x 17					\$399	\$063006
DT 200 V-6 §	86 Thru	16'-14' Bts. - All Loads, Skis	3	14 x 19					\$399	\$063007
DT 225 V-6 §	90 Thru	16'-14' Bts. - Light Loads	3	13-3/4 x 21					\$399	\$063008
		14'-12' Bts. - Light Loads	3	13-1/2 x 23					\$399	\$063010

78²⁰
78²⁰
91/65
July 1990

edge II™ (High Performance Propellers)

Model	Year	Boat Speed (MPH)	Nearest Equiv. Part No.	Mat'l.	Blades	Dia. & Pitch	Price	Michigan Part No.
DT 150 V-6	86 Thru	42-52	99105-00200-20P	S.S.	3	14 1/4 x 20	\$423	\$ 063022
DT 175 V-6	86 Thru	46-57	99105-00200-22P	S.S.	3	14 1/4 x 22	\$423	\$ 063024
		50-63	99105-00200-24P	S.S.	3	14 1/4 x 24	\$423	\$ 063026
		54-70	99105-00200-26P	S.S.	3	14 1/4 x 26	\$423	\$ 063028
DT 200 V-6	86 Thru	53-58	99105-00200-22P	S.S.	3	14 1/4 x 22	\$423	\$ 063024
DT 225 V-6	90 Thru	57-63	99105-00200-24P	S.S.	3	14 1/4 x 24	\$423	\$ 063026
		62-70	99105-00200-26P	S.S.	3	14 1/4 x 26	\$423	\$ 063028

\$365⁰⁰

High Performance Hole Shot 4-Blade Propellers

Model	Year	Boat Speed (MPH)	Nearest Equiv. Part No.	Mat'l.	Blades	Dia. & Pitch	Price	Michigan Part No.
DT 150 V-6	86 Thru	50-62		S.S.	4	13 3/4 x 22	\$477	\$ 063016
DT 175 V-6	86 Thru	55-67		S.S.	4	13 3/4 x 24	\$477	\$ 063018
DT 200 V-6	86 Thru	60-72		S.S.	4	13 3/4 x 26	\$477	\$ 063020
DT 225 V-6	90 Thru							

† Requires; † 57633-95501 Spacer, † 57635-95503 Stopper, † 57635-95300 Lock Washer Supplied With Engine.

*If currently using uncupped prop, use cupped prop having 2" less pitch. Boats with power trim use same pitch.

• Use stopper 57632-96400.

§ Use spacer A9500-109 supplied with propeller on aft end of prop.

‡ Stopper 57632-87E10., 5733-95501 Spacer, 57635-95300 Washer

VOLVO-PENTA, ARCHIMEDES

Motor & Model	Year	Boat Size & Recommendation	Blids.	Dia. & Pitch	ALUMINUM		STAINLESS STEEL	
					Price	Michigan Part No.	Price	Michigan Part No.
450-550-600-700	All Years	Cruisers, Houseboats	4	14 x 10	DQ320	\$148	012074	
		Cruisers, Houseboats	3	14 x 11	PJ87	\$100	012047	
		19'-17' Bts. - All Loads, Skis	4	14 x 12	DQ328	\$148	012075	
		17'-16' Bts. - All Loads, Skis	3	13-3/4 x 15	PJ80	\$100	012049	
		17'-16' Bts. - All Loads, Skis	3	13-3/4 x 15	*PJ89C	\$105	011002	\$335 013028
		16'-14' Bts. - All Loads, Skis	3	13-1/4 x 17	PJ81	\$100	012050	
		16'-14' Bts. - All Loads, Skis	3	13-1/4 x 17	*PJ90C	\$105	011003	\$335 013030
		14'-12' Bts. - Heavy Loads	3	13 x 19	PJ82	\$100	012051	
		14'-12' Bts. - Heavy Loads	3	13 x 19	*PJ91C	\$105	011004	\$335 013033
		Light Runabouts - Light Loads	3	13 x 21	*PJ83C	\$105	011005	\$335 013034
60-90-140-200-250-252	All Years	Sailboats	3	9-1/4 x 7	SMC39	\$59	012102	
		17'-16' Bts. - All Loads, Skis	4	9 x 9	AMC448	\$86	012072	
		Weedless	3	9 x 10	EWC19	\$57	012076	
		Standard Replacement	3	9 x 10	PJ16	\$48	012011	"Nibrat" \$104 018001
		17'-16' Bts. - All Loads, Skis	3	8-3/4 x 11	PR20	\$57	012079	
		16'-14' Bts. - All Loads, Skis	3	8-3/4 x 12	PR22	\$57	012080	
		16'-14' Bts. - Light Loads	3	8-3/4 x 13	PR24	\$57	012081	
		14'-12' Bts. - Light Loads	3	8-3/4 x 14	PR26	\$57	012082	
		Light Runabouts - Light Loads	2	9-1/4 x 12	AJC418	\$68	012064	AJC417(bronze) \$95 016013

*If currently using uncupped prop, use cupped prop having 2" less pitch. Boats with power trim use same pitch.

Motor & Model	Year	Boat Size & Recommendation	Blids.	Dia. & Pitch	ALUMINUM			BRONZE	
					Price	Michigan Part No.	Price	Michigan Part No.	
BF 7.5	78-87	Sailboats	3	9 1/4 x 7	SMC39	\$59	012102		
BF 100		16'-14' Bts.	3	9 x 8	PJ21	\$48	012014		
		16'-14' Bts. - Weedless	3	9 x 8	PJ9	\$49	012006		
		16'-14' Bts. - Light Loads	3	9 x 9	PJ19	\$48	012109		
		14'-12' Bts.	3	9 x 10	PJ16	\$48	012011	"Nibral"	\$104 018001
		14'-12' Bts. - Weedless	3	9 x 10	EWC19	\$57	012076		
		Very Lt. Runabouts-Lt. Loads	2	9 1/4 x 12	AJC418	\$68	012064	AJC417 (bronze)	\$95 016013
BF 9.9	88 Thru	13'-17' Bts. - All Loads	3	9-1/4 x 8		\$58	112001		
BF 15		12'-15' Bts. - All Loads	3	9-1/4 x 9		\$58	112002		
		12'-15' Bts. - Light Loads	3	9-1/4 x 10-1/2		\$58	112003		

SEARS, ELGIN, ESKA

Motor & Model	Year	Boat Size & Recommendation	Blids.	Dia. & Pitch	ALUMINUM		
					Price	Michigan Part No.	
4 HP	60-69	Standard Replacement	2	7 3/8 x 6	SA10	\$46	152030
3, 3.5, 3.6, 4, 4.5	70-73	Standard Replacement	2	7 1/2 x 4 1/2	G20(LH)	\$42	072017
5 HP (Sears)	88 Thru	Standard Replacement	3	7 1/4 x 5 1/2	PC112	\$53	072123
		16'-14' Bts.-Light Loads	2	7 x 6 1/4	PC90	\$48	072126
		Aux.-Work Boats	2	8 x 5	PC5	\$48	072120
5-51/2-7-71/2 HP	60-73	Standard Replacement	2	7 1/2 x 5 1/2	G30(LH)	\$44	152014
		Standard Replacement	3	6 3/4 x 6 1/2	G45(LH)	\$52	152016
71/2 HP (Weedless)	60-69	14'-12' Bts.-Light Loads	3	6 x 6	SAC371	\$63	152034
		Light Runabouts-Light Loads	2	6 x 8	AJC63	\$53	152001
71/2 HP (Sears)	88 Thru	14'-12' Bts.-Light Loads	3	8 x 9	PC28	\$55	072122
9.9-15 HP (Sears)	87 Thru	Standard Replacement	2	8 x 8 3/4	PC12	\$49	072024
		Standard Replacement	3	8 1/8 x 8 1/4	PC20	\$49	072026
		16'-14' Bts.-Light Loads	3	8 1/4 x 6	PC24	\$55	072121
		Aux.-Work Boats	3	8 1/4 x 4 1/2	PC26	\$55	072125
12-14 HP	60-70	Standard Replacement	3	8 1/4 x 8 1/2	AMC535(LH)	\$53	152003
25-28 HP	60-70	Standard Replacement	3	9 x 10	PS25	\$71	152020
35 HP	65	16'-14' Bts.-All Loads, Skis	3	10 1/2 x 12	SMC715	\$83	152038
40-45 HP	59-70	19'-17' Bts.-All Loads, Skis	3	10 x 10	SMC635	\$81	152035
		17'-16' Bts.-All Loads, Skis	3	10 x 11	SMC637	\$81	152036
		16'-14' Bts.-All Loads, Skis	3	10 x 12 1/2	PS40	\$76	152021
60-75 HP	59-70	24'-20' Bts.-One Engine	3	11 1/2 x 10	PS74	\$90	152026
		19'-17' Bts.-All Loads, Skis	3	11 1/2 x 11	PS73	\$90	152025
		17'-16' Bts.-All Loads, Skis	3	11 1/2 x 12	PS71	\$90	152023
		16'-14' Bts.-All Loads, Skis	3	11 1/2 x 13	PS72	\$90	152024

WARD'S SEA KING

Motor & Model	Year	Boat Size & Recommendation	Blids.	Dia.&Pitch	ALUMINUM		
					Price	Michigan Part No.	
2, 3-1/2, 4.5-5 HP	70-78	Standard Replacement	2	7 x 4-1/2	C15(LH)	\$48	152011
3-1/2 HP	64-69	Standard Replacement	2	7-1/2 x 4-1/2	G20(LH)	\$42	072017
5-6 HP	64-70	Standard Replacement	2	7-1/2 x 7	GC54	\$56	072018
6 HP	71-80	Standard Replacement	2	8 x 5	PC9	\$48	072022
7-7.5 HP	70-78	Standard Replacement	2	7 x 5	C18(LH)	\$48	152012
7-1/2 HP Full Shift	77-78	Standard Replacement	3	8-1/4 x 8	PJ11	\$44	012008
8-9-9.2 HP	64-69	Standard Replacement	2	8 x 8	GC55	\$56	072019
9.6-9.9-10 HP	70 Thru	Standard Replacement	2	8-1/4 x 8-1/4	PC12	\$49	072024
		16'-14' Bts. - All Loads, Skis	2	8-1/4 x 8	PC10	\$49	072023
		Light Runabouts - Light Loads	2	8 x 8-3/4	PC14	\$49	072025
15 HP	74-82	Standard Replacement	3	8-1/8 x 8-1/4	PC20	\$49	072026
20-25 HP	68-78	Standard Replacement	3	8-1/2 x 8-1/2	AMC490	\$71	152002
Splined Shaft		16'-14' Bts. - All Loads, Skis	3	8-1/2 x 8	PR4	\$70	072027
		14'-12' Bts. - Light Loads	3	8-1/2 x 10	PR8	\$73	072028
		14'-12' Bts. - Light Loads	3	8-1/2 x 11	PR10	\$73	072029
45-50 HP	64-65	17'-16' Bts. - All Loads, Skis	3	10-1/2 x 12	SMC715	\$83	152038
		16'-14' Bts. - All Loads, Skis	3	10-1/2 x 13	SMC713	\$83	152037
35-45-50-55 HP	66 Thru	Cruisers, Houseboats, Sailboats	3	10-3/8 x 10	AMC308	\$74	072014
Splined Shaft		19'-17' Bts. - All Loads, Skis	3	10-1/4 x 11	PR130	\$76	072035
		17'-16' Bts. - All Loads, Skis	3	10-1/4 x 12	PR132	\$76	072036
		16'-14' Bts. - Light Loads	3	10-1/4 x 13	PR134	\$76	072037
		16'-14' Bts. - Light Loads	3	10-1/4 x 14	PR136	\$76	072038
		Light Runabouts - Light Loads	3	10-1/4 x 15	PR138	\$76	072039
80 HP	64-69	Cruisers, Houseboats	3	13 x 8	PJ51	\$105	012034
		17'-16' Bts. - All Loads, Skis	3	12-1/8 x 14	PJ50	\$83	012033

EXCEL II™ (High Performance Propellers)

Model	Year	Boat Speed (MPH)	Nearest Equiv. Part No.	Mat'l.	Blades	Dia. & Pitch	Price	Michigan Part No.
V-6 Outboards	84 Thru	42-52	6E5-45970-10-00	S.S.	3	14 1/4 x 20	\$447	103036
		45-55	6E5-45976-10-00	S.S.	3	14 1/4 x 22	\$447	103038
		50-60	6E5-45972-10-00	S.S.	3	14 1/4 x 24	\$447	103040
		54-66	6E5-45978-10-00	S.S.	3	14 1/4 x 26	\$447	103042
V-6 Special	84 Thru	44-54	6E5-45970-10-00	S.S.	3	14 1/4 x 20	\$447	103036
		52-63	6E5-45976-10-00	S.S.	3	14 1/4 x 22	\$447	103038
		67-68	6E5-45972-10-00	S.S.	3	14 1/4 x 24	\$447	103040
		62-74	6E5-45978-10-00	S.S.	3	14 1/4 x 26	\$447	103042

High Performance Hole Shot 4-Blade Propellers

Model	Year	Boat Speed (MPH)	Nearest Equiv. Part No.	Mat'l.	Blades	Dia. & Pitch	Price	Michigan Part No.
V-6 150HP	84 Thru	50-62		S.S.	4	13 3/4 x 22	\$477	103030
175 HP	84 Thru	55-67		S.S.	4	13 3/4 x 24	\$477	103032
200 HP	84 Thru	60-72		S.S.	4	13 3/4 x 26	\$477	103034
V-6 Special	84-85			S.S.	4	13 3/4 x 26	\$477	103034
PRO V, EXCEL	86 Thru							
225	89 Thru							
250	90 Thru							

MISCELLANEOUS

Motor & Model	Year	Boat Size & Recommendation	Blds.	Dia. & Pitch	Price	Michigan Part No.
BEARCAT (HOMELITE)						
55-85 HP	62-73	19'-17' Bts.-All Loads, Skis	3	11 1/2 x 10	PS74 \$90	152026
(Use Cupped Version for 85 HP Model at \$11.00 Net Extra)		17'-16' Bts.-All Loads, Skis	3	11 1/2 x 11	PS73 \$90	152025
		16'-14' Bts.-All Loads, Skis	3	11 1/2 x 12	PS71 \$90	152023
		16'-14' Bts.-Light Loads	3	11 1/2 x 13	PS72 \$90	152024
CHAMPION						
Single & Twin	39-42	P51(LH) 2	7	7 1/2 x 6 1/2	Al. \$45	152018
CLINTON						
3-3 1/2-4-5 HP	60-78	C15(LH) 2	7	x 4 1/2	Al. \$48	152011
7-7.5 HP	60-78	C18(LH) 2	7	x 5	Al. \$48	152012
7.5,9,9.9 HP Full Shift	73-78	PJ11 3	8	8 1/4 x 8	Al. \$44	012008
ELGIN						
5-5 1/2-6 HP	47-55	G40(LH) 2	7	7 1/2 x 7 1/2	Al. \$46	152015
5 1/2 HP	56-59	GC54 2	7	7 1/2 x 7	Al. \$56	072018
7 1/2 HP	49-55	G50(LH) 2	7	7 1/2 x 8 1/2	Al. \$49	152017
7 1/2 HP	56-59	GC55 2	8	x 8	Al. \$56	072019
EVINRUDE-JOHNSON-GALE						
7 1/2 HP	50-58	AM416 3	8	x 8	Al. \$46	012066
MERCURY						
3 1/2-5 HP	49-55	K70(LH) 2	6	3/4 x 6 1/2	Al. \$50	032081
6 HP	55-60	K74(LH) 2	7	1/4 x 7	Al. \$50	032082
7 1/2 HP Mark 7	47-55	K50(LH) 2	7	5/8 x 8	Al. \$50	032080
10 HP KE 7	47-52	K40(LH) 3	7	1/2 x 9	Al. \$59	032079
Mark 20-25 KH7	52-58	AMC503 3	9	x 9	Al. \$106	032073
WESTBEND-WIZARD (CHRYSLER)						
5-5 1/2-6 HP	47-48	G40(LH) 2	7	7 1/2 x 7 1/2	Al. \$46	152015
7 1/2-8 HP	49-55	G50(LH) 2	7	7 1/2 x 8 1/2	Al. \$49	152017

Why Stainless Steel or Nibral?

For the ultimate in longevity, choose a Michigan Wheel stainless steel prop. A Michigan Wheel stainless steel prop is five times stronger than aluminum props, and only Michigan Wheel provides a bright mirror finish on every stainless steel prop, for beauty as well as corrosion-resistance. Choose Nibral propellers and get many of the same benefits as Stainless Steel but at about half the cost.

Motor-Model-Ratio	Year	Boat Size & Speed (MPH)	RH OMC Equiv.	LH* OMC Equiv.	Mat'l.	Blds. Dia. & Pitch	Price	RH Part No.	LH* Part No.
2.0 Litre 140 HP (V-4) 2.25:1	89 Thru	Barges, Houseboats(10-25)	391536		PJ200C	Alum. 3 15-1/2 x 13	\$123	011016	
2.5 Litre 150 HP (V-6) 1.86:1	82-87	36'-32' Twin(24-34)	391535		PJ201C	Alum. 3 15-1/2 x 15	\$123	011006	
2.6 Litre 205 HP (V-6) 1.86:1	82-87	36'-32' Twin(27-36)	174926	174927		S.S. 3 15 x 15	\$359	013052	013051
2.6 Litre 190 HP (V-6) 1.86:1	87 Thru	27'-24' Single(30-40)	391200		PJ202C	Alum. 3 15 x 17	\$123	011007	
2.7 Litre 225 HP (V-6) 1.86:1	87 Thru	33'-30' Twin(30-40)	391290	431930		S.S. 3 15 x 17	\$359	013044	013043
3.0 Litre 225 HP (V-6) 1.86:1	89 Thru	24'-21' Single(36-47)	391201		PJ203C	Alum. 3 14-1/2 x 19	\$123	011008	
3.6 Litre 275 HP (V-8) 1.77:1	87 Thru	30'-27' Twin(36-47)	389924	390821		S.S. 3 14-1/2 x 19	\$359	013046	013045
4.0 Litre 300 HP (V-8)	89 Thru	22'-18' Single(42-54)	391202		PJ204C	Alum. 3 14-1/4 x 21	\$123	011009	
		28'-25' Twin(42-54)	389923	390822		S.S. 3 14-1/4 x 21	\$359	013048	013047
		25'-23' Twin(50-62)	391203		PJ205C	Alum. 3 14-1/4 x 23	\$123	011010	
		25'-23' Twin(50-62)	389019	390823		S.S. 3 14-1/4 x 23	\$359	013050	013049
"Heavy-Duty Special Applications" (Hard to Plane Boats)		32' + Twin(35-45)			SSO817C	S.S. 3 15-1/4 x 17(RH)	\$440	013015	
						S.S. 3 15-1/4 x 17(LH)	\$440		013019
2.0 Litre 140 HP (V-4) 2.25:1	89 Thru	28'-24' Single(35-45)			SSO817C	S.S. 3 15-1/4 x 17(RH)	\$440	013015	
2.5 Litre 150 HP (V-6) 1.86:1	82-87	28'-24' Twin(40-48)			SSO819C	S.S. 3 15 x 19(RH)	\$440	013016	
2.6 Litre 205 HP (V-6) 1.86:1	82-87					S.S. 3 15 x 19(LH)	\$440		013021
2.6 Litre 190 HP (V-6) 1.86:1	87 Thru					S.S. 3 15 x 19(RH)	\$440	013016	
2.7 Litre 225 HP (V-6) 1.86:1	87 Thru	24'-22' Single(40-48)			SSO819C	S.S. 3 15 x 19(RH)	\$440	013016	
3.0 Litre 225 HP (V-6) 1.86:1	89 Thru	24'-22' Twin(45-53)			SSO821C	S.S. 3 14-1/2 x 21(RH)	\$440	013017	
3.6 Litre 275 HP (V-8) 1.77:1	87 Thru					S.S. 3 14-1/2 x 21(LH)	\$440		013023
4.0 Litre 300 HP (V-8)		22'-20' Single(45-53)			SSO821C	S.S. 3 14-1/2 x 21	\$440	013017	
1.6 Litre 115 HP (V-4) 2:1	82 Thru	Barges, Houseboats(1-18)	382761		PJ87	Alum. 3 14 x 11	\$100	012047	
1.8 Litre 140 HP (V-4) 2:1	87 Thru	26'+(14-28)	391668		PJ88C	Alum. 3 14 x 13	\$105	011001	
		26'-22'(24-26)	391198		PJ89C	Alum. 3 13-3/4 x 15	\$105	011002	
		26'-22'(24-36)	389949			S.S. 3 13-3/4 x 15	\$335	013028	
		22'-19'(30-42)	391199		PJ90C	Alum. 3 13-1/4 x 17	\$105	011003	
		22'-19'(30-40)	389948			S.S. 3 13-1/4 x 17	\$335	013030	
1.6 Litre 115 HP (V-4) 2:1	82 Thru	20'-17'(38-50)	390896		PJ91C	Alum. 3 13 x 19	\$105	011004	
1.8 Litre 140 HP (V-4) 2:1	87 Thru	20'-17'(38-50)	389510			S.S. 3 13 x 19	\$335	013033	
		18'-15'(44-56)	389788			Alum. 3 13 x 21	\$105	011005	
		18'-15'(44-56)	389512			S.S. 3 13 x 21	\$335	013034	

High Performance Propellers

Boat Speed (MPH)	Nearest Equiv. Part No.	Mat'l.	No. of Blades	Dia. & Pitch	Price	Michigan Part No.
High Perf. (30-42)	394758	S.S.	3	13 1/4 x 17	\$399	013027
High Perf. (38-50)	394759	S.S.	3	13 1/4 x 19	\$399	013029
High Perf. (44-56)	394760	S.S.	3	13 1/4 x 21	\$399	013031

* For Twin Engine Installation, Increase Pitch 4".

**OUTBOARD MARINE (OMC)
MODEL 14 LARGE GEAR CASE
('67-'77)**

HP Range: 120 to 245. Recom.(For twin installations increase pitch 2")						
Approx. HP	Boat Length				Michigan Part No.	
	Thru 17'	18'-21'	22'-25'	Houseboats, Barges		
100-120 HP	14 x 16	14 x 14	14 x 12	14 x 11		
140-170 HP	14 x 18	14 x 16	14 x 14	14 x 12		
185-245 HP	14 x 20	14 x 18	14 x 16	14 x 14		
Right Hand Part No.	OMC Equiv. No. (RH Only)	Dia. & Pitch	Blds.	Metal	Price	Michigan Part No.
SMC304	380189	14-1/4 x 18	3	Alum.	\$158	012103
SMC308	380188	14-1/4 x 16	3	Alum.	\$158	012104
SMC312	380074	14-1/4 x 14	3	Alum.	\$158	012105
PR105	381442	13 x 14	3	Alum.	\$150	012087
PR115	382676	14 x 11	3	Alum.	\$150	012089
PR118	382017	14 x 12	3	Alum.	\$150	012090
PR120	381185	14 x 14	3	Alum.	\$150	012091
PR122	381186	14 x 16	3	Alum.	\$150	012092
PR124	381187	14 x 18	3	Alum.	\$150	012093
PR126	383287	14 x 20	3	Alum.	\$150	012094

**OUTBOARD MARINE (OMC)
MODEL 13 LARGE GEAR CASE
('64-'66)**

HP Range: 120 to 150. Recom.(For twin installations increase pitch 2")						
Approx. HP	Boat Length				Michigan Part No.	
	Thru 17'	18'-21'	22'-25'	Houseboats, Barges		
120 HP	14 1/4 x 20	14 1/4 x 18	14 1/4 x 16	14 1/4 x 14		
150 HP	14 1/4 x 22	14 1/4 x 20	14 1/4 x 18	14 1/4 x 16		
Part No.	OMC Equiv. No.	Dia. & Pitch	Blds.	Metal	Price	Part No.
SMC304	380189	14 1/4 x 18	3	Alum.	\$158	012103
SMC308	380188	14 1/4 x 16	3	Alum.	\$158	012104
SMC312	380074	14 1/4 x 14	3	Alum.	\$158	012105

**OUTBOARD MARINE (OMC) 80-
90 HP 2 CYCLE ('68) SMALL
GEARCASE; MARINE DRIVE
SYSTEMS/RANGER**

HP Range: 80 to 120. Recom.(For twin installations increase pitch 2")						
Approx. HP	Boat Length				Michigan Part No.	
	Thru 17'	18'-21'	22'-25'	Houseboats, Barges		
80-90 HP	10 x 11	10-1/4 x 10	10-1/4 x 9	10-1/2 x 8		
110-120 HP	10 x 13	10 x 11	10-1/4 x 10	10-1/4 x 9		
OMC Equiv. No.	Dia. & Pitch	Blds.	Metal	Price	Numeric	
SMC862	10-1/4 x 9	3	Alum.	\$76	012106	
SMC864	10-1/2 x 8	3	Alum.	\$76	012107	
PJ75	378040	10-1/4 x 10	3	Alum.	\$65	012043
PJ76	377978	10 x 11	3	Alum.	\$61	012044
PJ77	378039	10 x 12	3	Alum.	\$61	012045
PJ78	593437	9-1/2 x 10	3	Alum.	\$65	012046
*PJ73	381446	10 x 11	3	Alum.	\$60	012041
*PJ74	379260	10 x 9-1/4	3	Alum.	\$60	012042

* Small Hub Prop - uses special small nut - Part No. 302001 - \$14.00

OMC SAILDRIVE

Right Hand Part No.	Dia. & Pitch	Blds.	Metal	Price	Michigan Part No.
PJ41	10-1/2 x 10	3	Alum.	\$57	012027

MERCUISER ALPHA ONE™ / MERCUISER™ STERNDRIVE (BLACK MAX SERIES PROPS) (1983 THRU)

Motor-Model-Ratio	Year	Boat Size & Speed (MPH)	Nearest Merc Equiv.	Mat'l.	Blds.	Dia. & Pitch	Price	Michigan Part No.
2.5 L (120 HP) Alpha One 1.98:1	86-89	Non-Plane Hvy. Cruisers (0-10)	48-78112A40	PM211C Alum.	3	16 x 11	\$136	031021
3.0 L (125-140 HP) Alpha One 1.98:1	86 Thru	Non-Plane Hvy. Cruisers (8-22)	48-78114A40	PM213C Alum.	3	16 x 13	\$136	031022
3.0 LX (145 HP) Alpha One 1.98:1	90 Thru	21'-26" (18-31)	48-16312A5	SSM245C S.S.	3	14 1/2 x 15	\$399	033002-1
3.7 L (165-170 HP) Alpha One 1.84:1	86-89	21'-26" (18-31)	48-78116A40	PM215C Alum.	3	15 1/4 x 15	\$136	031023
3.7 LX (180-190 HP) Alpha One 1.84:1	86-89	19'-23" (27-37)	48-16314A5	SSM247C S.S.	3	14 1/2 x 17	\$399	033003-1
120 (120 HP) Mercruiser 1.98:1	83-85	19'-23" (27-37)	48-78118A40	PM217C Alum.	3	14 1/2 x 17	\$136	031024
140 (140 HP) Mercruiser 1.98:1	83-85	17'-21" (33-42)	48-16316A5	SSM249C S.S.	3	14 x 19	\$399	033004-1
170 (170 HP) Mercruiser 1.84:1	1985	17'-21" (33-42)	48-78120A40	PM219C Alum.	3	14 x 19	\$136	031025
185 (185 HP) Mercruiser 1.84:1	1985	Up to 19' (37-46)	48-16319A5	SSM251C S.S.	3	13 3/4 x 21	\$399	033005-1
190 (190 HP) Mercruiser 1.84:1	1985	Up to 19' (37-46)	48-78122A40	PM221C Alum.	3	13 3/4 x 21	\$136	031026
470 (170 HP) Mercruiser 1.65:1/1.84:1	83-84	Up to 18' (40-50)	48-16320A5	SSM253C S.S.	3	13 1/2 x 23	\$399	033006-1
488 (188 HP) Mercruiser 1.65:1/1.84:1	83-84	Up to 18' (40-50)	48-78124A40	PM223C Alum.	3	13 1/2 x 23	\$136	031027
4.3 L (175-185 HP) Alpha One 1.84:1	86 Thru	Non-Plane Hvy. Cruisers (0-10)	48-78112A40	PM211C Alum.	3	16 x 11	\$136	031021
4.3 LX (205 HP) Alpha One 1.84:1	86 Thru	Houseboats (8-26)	48-78114A40	PM213C Alum.	3	16 x 13	\$136	031022
5.0 L (200 HP) Alpha One 1.65:1	86 Thru	23'-28" (19-38)	48-16312A5	SSM245C S.S.	3	14 1/2 x 15	\$399	033002-1
5.0 LX (230 HP) Alpha One 1.5:1	86 Thru	23'-28" (19-38)	48-78116A40	PM215C Alum.	3	15 1/4 x 15	\$136	031023
205 (205 HP) Mercruiser 1.65:1	1985	21'-26" (29-45)	48-16314A5	SSM247C S.S.	3	14 1/2 x 17	\$399	033003-1
200 (200 HP) Mercruiser 1.65:1	1985	21'-26" (29-45)	48-78118A40	PM217C Alum.	3	14 1/2 x 17	\$136	031024
230 (230 HP) Mercruiser 1.50:1	1985	19'-25" (35-49)	48-16316A5	SSM249C S.S.	3	14 x 19	\$399	033004-1
898 (198 HP) Mercruiser 1.50:1	83-84	19'-25" (35-49)	48-78120A40	PM219C Alum.	3	14 x 19	\$136	031025
228 (228 HP) Mercruiser 1.50:1	83-84	17'-23" (41-56)	48-16319A5	SSM251C S.S.	3	13 3/4 x 21	\$399	033005-1
		17'-23" (41-56)	48-78122A40	PM221C Alum.	3	13 3/4 x 21	\$136	031026
		Up to 20' (47-62)	48-16320A5	SSM253C S.S.	3	13 1/2 x 23	\$399	033006-1
		Up to 20' (47-62)	48-78124A40	PM223C Alum.	3	13 1/2 x 23	\$136	031027
5.7 L (260 HP) Alpha One 1.5:1	86 Thru	Non-Plane Hvy. Cruisers (0-10)	48-78112A40	PM211C Alum.	3	16 x 11	\$136	031021
260 (260 HP) Mercruiser 1.32:1/1.50:1	83-85	Houseboats (8-26)	48-78114A40	PM213C Alum.	3	16 x 13	\$136	031022
350 Magnum (270 HP) Alpha One 1.5:1	87 Thru	24'-29" (19-38)	48-16312A5	SSM245C S.S.	3	14 1/2 x 15	\$399	033002-1
454 Magnum (330 HP) Alpha One 1.32:1	1987	24'-29" (19-38)	48-78116A40	PM215C Alum.	3	15 1/4 x 15	\$136	031023
		22'-27" (32-47)	48-16314A5	SSM247C S.S.	3	14 1/2 x 17	\$399	033003-1
		22'-27" (32-47)	48-78118A40	PM217C Alum.	3	14 1/2 x 17	\$136	031024
		20'-25" (42-50)	48-16316A5	SSM249C S.S.	3	14 x 19	\$399	033004-1
		20'-25" (42-50)	48-78120A40	PM219C Alum.	3	14 x 19	\$136	031025
		19'-23" (47-56)	48-16319A5	SSM251C S.S.	3	13 3/4 x 21	\$399	033005-1
		19'-23" (47-56)	48-78122A40	PM221C Alum.	3	13 3/4 x 21	\$136	031026
		Up to 22' (52-62)	48-16320A5	SSM253C S.S.	3	13 1/2 x 23	\$399	033006-1
		Up to 22' (52-62)	48-78124A40	PM223C Alum.	3	13 1/2 x 23	\$136	031027
V-8 Thru 260 HP Twin Engine (260 HP Max.)	83 Thru	30'+ (40-45)		SSM272C S.S.	3	15 1/4 X 17(RH)	\$458	033020-1
				S.S.	3	15 1/4 X 17(LH)	\$458	033023-1
		25'-30' (44-46)		SSM292C S.S.	3	15 X 19(RH)	\$458	033021-1
				S.S.	3	15 X 19(LH)	\$458	033025-1
		22'-25' (48-55)		SSM312C S.S.	3	14 1/2 X 21(RH)	\$458	033022-1
				S.S.	3	14 1/2 X 21(LH)	\$458	033027-1

*CAUTION: Standard Trim Tab is 31640A1; standard thrust washer 77987. Mercruiser I props (1982 and before) on this stern drive require thrust washer 56292A1. NOTE: (For twin engines increase pitch 4").

MERCUISER BRAVO ONE™ / MAGNUM SERIES STERNDRIVE



High-Performance Propellers

Motor-Model	Year	Boat Size & Speed (MPH)	Nearest Merc Equiv.	Mat'l.	Blds.	Dia. & Pitch	Price	Michigan Part No.
350 Magnum*	87 Thru	22'-25' Bts.-All Loads, Skis	48-13700A41	"WAVE" S.S.	3	15-1/4 x 19	\$439	033030
		21'-23' Bts.-All Loads, Skis	48-13702A41	"WAVE" S.S.	3	14-3/4 x 21	\$439	033032
		Up to 22' Bts.-All Loads, Skis	48-13704A41	"WAVE" S.S.	3	14-5/8 x 23	\$439	033034
		Up to 22' Bts.-Light Loads	48-13706A41	"WAVE" S.S.	3	14-1/2 x 25	\$439	033036
7.4 Litre Bravo One	88 Thru	26'-30' Bts.-All Loads	48-13700A41	"WAVE" S.S.	3	15-1/4 x 19	\$439	033030
454 Magnum (Alpha One Drive)*	1987	24'-28' Bts.-All Loads, Skis	48-13702A41	"WAVE" S.S.	3	14-3/4 x 21	\$439	033032
454 Magnum	88 Thru	23'-26' Bts.-All Loads, Skis	48-13704A41	"WAVE" S.S.	3	14-5/8 x 23	\$439	033034
		20'-24' Bts.-All Loads, Skis	48-13706A41	"WAVE" S.S.	3	14-1/2 x 25	\$439	033036
502 Magnum	90 Thru	27'-33' Bts.-All Loads, Skis	48-13242A5	"WAVE" S.S.	3	15-1/4 x 19	\$459	033052
Solid Hub Propellers, 370 HP and Above		25'-29' Bts.-All Loads, Skis	48-13244A5	"WAVE" S.S.	3	14-3/4 x 21	\$459	033054
		24'-27' Bts.-All Loads, Skis	48-13246A5	"WAVE" S.S.	3	14-5/8 x 23	\$459	033056
		21'-25' Bts.-All Loads, Skis	48-13248A5	"WAVE" S.S.	3	14-1/2 x 25	\$459	033058
Counter-Rotating (LH) Propellers			48-13701A41	"WAVE" S.S.	3	15-1/4 x 19	\$439	033029
Rubber Hub Insert Thru 370 HP			48-13703A41	"WAVE" S.S.	3	14-3/4 x 21	\$439	033031
			48-13705A41	"WAVE" S.S.	3	14-5/8 x 23	\$439	033033
			48-13707A41	"WAVE" S.S.	3	14-1/2 x 25	\$439	033035
Counter-Rotating (LH) Propellers			48-13241A5	"WAVE" S.S.	3	15-1/4 x 19	\$459	033051
Solid Hub, 370 HP and Above			48-13243A5	"WAVE" S.S.	3	14-3/4 x 21	\$459	033053
			48-13245A5	"WAVE" S.S.	3	14-5/8 x 23	\$459	033055
			48-13247A5	"WAVE" S.S.	3	14-1/2 x 25	\$459	033057

* These Propellers require the use of anodic plate (76214) in place of the standard trim tab.
NOTE: All recommendations are based on single engine installations. For dual engine installations, add 4" in pitch.

Motor & Model	Year	Boat Size & Recommendation	Blds.	Dia. & Pitch	Nearest Yamaha Equiv.	ALUMINUM			STAINLESS STEEL			
						Price	Michigan Part No.	Nearest Yamaha Equiv.	Price	Michigan Part No.		
3.0 L (130 HP) EST/PSR	89 Thru	21'-26' Bts. (18-31)	3	15-1/4 x 15	6G5-45941-00-98	PY415C	\$130	101010	6G5-45970-01-98	SSY715C	\$399	103016
4.3 L (205 HP) EST/YEMS/PSR	89 Thru	17'-21' Bts. (33-42) Up to 19' (37-46) Up to 18' (40-50)	3	14 x 19	6G5-45945-01-98	PY419C	\$130	101012	6G5-45978-01-98	SSY717C	\$399	103018
			3	13-3/4 x 21	6G5-45943-00-EL	PY421C	\$130	101013	6G5-45974-01-98	SSY719C	\$399	103020
			3	13-1/2 x 23	6G5-45949-00-98	PY423C	\$130	101014	6G5-45972-01-98	SSY721C	\$399	103022
5.0 L (205 HP) EST/PSR/YEMS	89 Thru	23'-28' Bts. (19-38) 21'-26' Bts. (29-45)	3	15-1/4 x 15	6G5-45941-00-98	PY415C	\$130	101010	6G5-45976-01-98	SSY723C	\$399	103024
			3	14-1/2 x 17	6G5-45947-01-98	PY417C	\$130	101011	6G5-45970-01-98	SSY715C	\$399	103016
5.7 L (260HP) EST/PSR/YEMS	89 Thru	19'-25' Bts. (35-49) 17'-23' Bts. (41-56) Up to 20' (47-62)	3	14 x 19	6G5-45945-01-98	PY419C	\$130	101012	6G5-45978-01-98	SSY717C	\$399	103018
			3	13-3/4 x 21	6G5-45943-00-EL	PY421C	\$130	101013	6G5-45974-01-98	SSY719C	\$399	103020
			3	13-1-2 x 23	6G5-45949-00-98	PY423C	\$130	101014	6G5-45972-01-98	SSY721C	\$399	103022
			3	13-1-2 x 23	6G5-45949-00-98	PY423C	\$130	101014	6G5-45976-01-98	SSY723C	\$399	103024

CHRYSLER MODEL 40

HP Range: 80 HP. Recom. (For twin installations increase pitch 2")

Thru 17'	Boat Length			Houseboats, Barges
	18'-21'	22'-25'	26'-28'	
11-1/2 x 12	11-1/2 x 11	11-1/2 x 9	11-1/2 x 8	
Dia & Pitch	Blds.	Metal	Price	Part No.
11-1/2 X 10	3	Alum.	\$90	152026
11-1/2 X 11	3	Alum.	\$90	152025
11-1/2 X 13	3	Alum.	\$90	152024
11-1/2 X 12	3	Alum.	\$90	152023

CHRYSLER DRIVE 90 MODEL 80,81; MUNCIE TURBOMARINE FLEXDRIVE NO. 302C, 501C,503, 700 & 900; MARINE DRIVE SYSTEMS MODEL 80, 81, 101, 111, 1011, 260TD1

HP Range: 110 to 300. Recom. (For twin installations increase pitch 2")

Approx. HP	Drive Ratio	Boat Length			
		18'-21'	22'-25'	Houseboats, Barges	
110 HP	2:1	16 x 16	15 x 15	15-1/4 x 13	
150-155 HP	1.3:1	16 x 16	15 x 15	15-1/4 x 13	
	1.6:1	15-1/4 x 18	15-1/4 x 17	15-1/4 x 13	
	2:1	17 x 19	17 x 17	17 x 14	
175 HP	1.3:1	15-1/4 x 17	15 x 15	16-1/4 x 13	
	1.6:1	17 x 19	17 x 16	17 x 12	
200 HP	1.3:1	15-1/4 x 18	16 x 16	16-1/4 x 14	
	1.6:1	17 x 20	17 x 19	17 x 15	
225 HP	1.3:1	15-1/4 x 18	16 x 16	17 x 12	
	1.6:1	17 x 19	17 x 16	17 x 15	
250-260 HP	1.32:1	15-1/4 x 18	15-1/4 x 17	17 x 13	
	1.6:1		17 x 18	17 x 16	
290-300 HP	1.32:1	15-1/4 x 19	15-1/4 x 18	17 x 14	
	1.6:1		17 x 19	17 x 17	
LH Part No.	RH Part No.	Dia. & Pitch	Blds.	Metal	Price
SMC-737 072091	SMC-721 072090	15-1/4 x 17	3	Alum.	\$225
SMC-765 072101		16 x 16	3	Alum.	\$253
SMC-736 072089	SMC-720 072088	16 x 15	3	Alum.	\$225
SMC-744 072097	SMC-760 072096	17 x 19	3	Alum.	\$253
SMC-750 072099	SMC-751 072098	17 x 17	3	Alum.	\$253
SMC-768 072103	SMC-769 072104	17 x 16	3	Alum.	\$253
SMC-734 072093		17 x 15	3	Alum.	\$253
	SMC-744 072106	17 x 12	3	Alum.	\$253
SMC-803 032105	SMC-802 032106	16 x 25	3	Alum.	\$225
SMC-805 032107	SMC-804 032108	16-3/8 x 23	3	Alum.	\$225
SMC-807 032109		16-3/4 x 21	3	Alum.	\$225
	SMC-808 072112	16-3/4 x 19	3	Alum.	\$225

CHRYSLER MODEL 300

HP Range: 105 to 270 HP. Recom. (For twin installations increase pitch 2")

Approx. HP	Drive Ratio	Boat Length				
		Thru 17'	18'-21'	21'-22'	23'-25'	26'-28'
105@4000	2:1	14 x 21C	14 x 19C	14 x 17C		
140@4800	2:1	14 x 21C	14 x 19C	14 x 17C		
155@4450	1.75:1	14 x 21C	14 x 19C	14 x 17C		
195@4400	1.5:1		14 x 21C	14 x 19C	14 x 17C	
245@4600	1.5:1		14 x 21C	14 x 19C	14 x 17C	
270@4600	1.5:1			14 x 21C	14 x 21C	14 x 17C
LH Part No.	RH Part No.	Dia & Pitch	Blds.	Metal	Price	
	AMC104C 071002	14 x 17	3	Alum.	\$173	
	AMC106C 071004	14 x 19	3	Alum.	\$173	
	AMC128C 071010	15 x 15	3	Alum.	\$186	
AMC131C 071013	AMC130C 071012	15 x 17	3	Alum.	\$186	
	AMC132C 071014	15 x 19	3	Alum.	\$186	
	AMC152C 071021	16 x 17	3	Alum.	\$194	

BMW MODEL G-130-S, G-190-S, G-220-S (THRU 1982)

HP Range: 130-190-220 HP. Recom. (For twin installations increase pitch 2")

Approx. HP	Drive Ratio	Boat Length				
		Thru 17'	18'-21'	22'-25'		
130 HP	2.2:1	14 x 19	14 x 17	14 x 15		
190 HP	1.95:1	14 x 21	14 x 19	14 x 17		
220 HP	1.95:1	14 x 23	14 x 21	14 x 19		
LH Part No.	Dia & Pitch	Blds.	Metal	RH Part No.	LH Part No.	Price
SMC350	14 x 17	3	Alum.	082053		\$129
SMC351	14 x 19	3	Alum.	082036		\$129

Weekends last longer when you carry a spare propeller. Leisure time on your boat is too precious to risk wasting with a broken prop. You should always carry a spare Michigan prop and a prop wrench on board your boat.

VOLVO-PENTA AQUAMATIC 200, 250, 270, 275, 280, 290, SP

STERNDRIVE

VOLVO-PENTA 80, 100; EATON MODEL A; MUNCIE 300, 500, 501; PERKINS Z; ENFIELD TRANSA-DRIVE (SPLINED SHAFT 13/16" DIA.)

HP Range: 110 to 290. (For twin installations increase pitch 2")						
Approx. HP	Drive Ratio	Boat Length			Houseboats, Barges	
		Thru 17'	18'-21'	22'-25'		
110-145 HP	1.35:1	13 x 13	13 x 12			
	1.62:1	14 x 17	14 x 16	14 x 15	15 x 12	
	2.15:1	14 x 19	14 x 18	14 x 17	15 x 14	
150-185 HP	1.35:1	14 x 17	14 x 16	15 x 12	15 x 10	
	1.61:1	14 x 21	14 x 19	15 x 16	15 x 14	
	1.89:1	14 x 19	14 x 17	15 x 14	15 x 12	
190-225 HP	1.35:1	14 x 21	15 x 19	15 x 17		
	1.61:1	14-3/8 x 21	16 x 18	16 x 16	16 x 13	
230-260 HP	1.61:1	14 x 25	14 x 23	15 x 21		
290 HP	1.61:1	14 x 25	14 x 23	14 x 21		

LH Rot. Part No.	Volvo Equiv.	RH Rot. Part No.	Volvo Equiv.	Dia & Pitch	Blds.	Mtl.	Price
Long Hub Propellers							
**082001	814627-6	**082002	814632-6	14 x 17	3	Al.	\$138
		**084006		14 x 17	3	S.S.	\$368
**082003	814628-4	**082004	814633-4	14 x 19	3	Al.	\$138
		**084008		14 x 19	3	S.S.	\$368
**082009	851198-8	**082010	851139-6	14 x 21	3	Al.	\$138
**082011	851124-8	**082012	851125-5	15 x 17	3	Al.	\$139
**082013	850864-0	**082014	850865-7	15 x 19	3	Al.	\$139
**082015	850866-5	**082016	850867-3	15 x 21	3	Al.	\$139
**082089	851035-6	**082088	851036-4	16 x 13	3	Al.	\$140
**082091	851037-2	**082090	851038-0	16 x 15	3	Al.	\$140
**082093	851039-8	**082092	851040-6	16 x 17	3	Al.	\$140
tSSV171C	**083001 852086-8	tSSV172C	**083002 852155-1	15 1/4 x 17	3	S.S.	\$372
tSSV191C	**083003 852085-0	tSSV192C	**083004 852138-7	15 x 19	3	S.S.	\$372
tSSV211C	**083005 852087-6	tSSV212C	**083006 852137-9	14 1/2 x 21	3	S.S.	\$372

Standard Hub Propellers							
SMC556	**082081 813282-1	SMC566	**082080 813283-9	14 x 12	3	Al.	\$125
SMC570	**082083 813286-2	SMC530	**082082 813287-0	14 x 14	3	Al.	\$125
SMC338	**082025 814626-8	SMC339	**082026 814631-8	14 x 15	3	Al.	\$129
SMC342	**082027 814627-6	SMC343	**082028 814632-6	14 x 17	3	Al.	\$129
SMC346	**082031 814628-4	SMC347	**082032 814633-4	14 x 19	3	Al.	\$129
SMC348	**082033 814629-2	SMC349	**082034 814634-2	14 x 21	3	Al.	\$129
SMC351	**082053 839569-1	SMC351	**082036 839570-9	14 x 23	3	Al.	\$129
PR248	**082061	PR250	**082062	14 3/8 x 23	3	Al.	\$125
PR256	**082063	PR258	**082064	14 3/8 x 25	3	Al.	\$125
PR260	**082065			14 3/8 x 27	3	Al.	\$125
SMC592	**082085 813296-1	SMC582	**082084 814297-9	15 x 11	3	Al.	\$127
SMC606	**082087 813316-7	SMC604	**082086 813317-5	15 x 13	3	Al.	\$127
SMC340	**082059 814611-0	SMC341	**082060 814615-1	15 x 15	3	Al.	\$129
SMC344	**082029 814612-8	SMC345	**082030 814616-9	15 x 17	3	Al.	\$129
SMC293	**082021	SMC292	**082022	15 x 19	3	Al.	\$129
SMC295	**082023	SMC294	**082024	15 x 21	3	Al.	\$129
PR397	**082069	PR396	**082068	16 x 13	3	Al.	\$132
PR401	**082071	PR400	**082070	16 x 15	3	Al.	\$132
PR405	**082073	PR404	**082072	16 x 17	3	Al.	\$132
PR409	**082075	PR408	**082074	16 x 19	3	Al.	\$132
PR413	**082077	PR412	**082076	16 x 21	3	Al.	\$132
PR417	**082079	PR416	**082078	16 x 23	3	Al.	\$132

NOTE: Bushings for above alum. props suggested for max. 240 HP unless marked with a t.

***Standard Hub propeller installations from outdrive serial #PZ2877179, require a propeller cone #850785-7, spacer ring #851261-8, washer #850889-9 and allen bolt #850889-7 (prior serial number outdrives require an additional washer #897367-9). Standard Hub propellers are not for use with V-6 or 40 diesel engines.

** Long Hub propellers for use with model "275," "280," and "290" outdrives only. Long Hub propellers are for use with "275," "280," and "290" outdrives and late production "270" outdrives which have drilled propeller shaft. LONG HUB and STAINLESS STEEL propeller installations require a propeller cone #850785-7, washer #850888-9 and allen bolt #850889-7.

Attaching hardware available thru Michigan Distributors or Volvo Distributors. Note: Michigan Part No. 082001 thru 082004 are Long Hub, Volvo Equiv. is Short Hub.

+Will not fit a 270 Stern Drive.

For SSV Series: 1. Designed for boats with power to weight ratios of 12:1 and below. 2. Boats must have power trim. 3. Anti-cavitation plate height 1" above boat bottom. 4. Blades camberd must run in ventilated condition. 5. Use 2" less pitch if current aluminum prop is cupped, 3" less if uncupped.

HP Range: 80 to 155. Recom. (For twin installations increase pitch 2")							
Approx. HP	Drive Ratio	Boat Length			Houseboats, Barges		
		Thru 17'	18'-21'	22'-25'			
80-110 HP	1.1:1	12-1/2 x 13	12-1/2 x 11				
	1.5:1	14 x 14	14 x 12	14 x 11	14 x 9		
	1.8:1	14 x 16	14 x 14	14 x 12	14 x 9		
140-155 HP	1.1:1	12-1/2 x 15	12-1/2 x 13	12-1/2 x 11			
	1.5:1	14 x 16	14 x 14	14 x 12	14 x 9		
	1.8:1	14 x 18	14 x 16	14 x 14	14 x 12		
	Volvo Equiv.	Dia & Pitch	Blds.	Metal	Price	Michigan Part No.	
SMC885	804446	12-1/2 x 15	3	Alum.	\$110	082035	
SMC900		14 x 16	3	Alum.	\$151	082041	
SMC898	806603	14 x 14	3	Alum.	\$151	082037	
SMC906	806601	14 x 12	3	Alum.	\$151	082043	

VOLVO-PENTA 100-110; EATON MODEL B; (PIN DRIVE)

HP Range: 110 to 150. Recom. (For twin installations increase pitch 2")							
Drive Ratio	Thru 17'	Boat Length			Houseboats, Barges		
		18'-21'	22'-25'				
1.26:1	13 x 15	14 x 12	14 x 10	14 x 9			
1.47:1	14 x 16	14 x 14	14 x 13	14 x 12			
1.5:1	14 x 16	14 x 14	14 x 13	14 x 12			
LH Part No.	Volvo Equiv.	RH Part No.	RH Volvo Equiv.	Dia & Pitch	Mtl.	Price	
SMC929	082051	SMC944	082054	14 x 16	Al.	\$151	
SMC925	082049	SMC940	082052	813241	14 x 14	Al. \$151	
SMC922	082047	813229			14 x 13	Al. \$151	
SMC921	082045	813228			14 x 12	Al. \$151	
SMC980	082057	813226			14 x 10	Al. \$151	

Michigan Wheel gives you unmatched selection and variety.

One stop shopping for most outboard and sterndrive units still in existence thru an international network of distributors.

**MICHIGAN WHEEL
CORPORATION**

1501 Buchanan Ave., S.W.
Grand Rapids, MI 49507-1697
Telex: 6877077 MIMOT UW
Phone: (616) 452-6941
Fax: (616) 247-0227

August 1, 1990

