

Michigan  
Wheel  
Corporation

# OUTBOARD



# STERNDRIVE CATALOG



# 1994



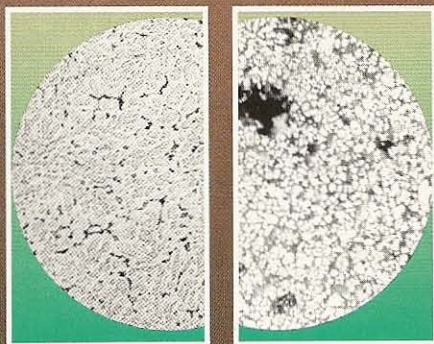
# We make Hundreds of props to fit Thousands of boats proven over Millions of miles

It's simple. Michigan Wheel makes more kinds of props for more kinds of boats than anyone else. We make them better. And we've been making them for almost 90 years. So no matter what you have in mind — cruising, waterskiing, fishing, whatever — Michigan Wheel has a prop to match your specific performance needs. More combinations of metal, diameter, pitch and rotation are available from Michigan Wheel than any other manufacturer.

**IMPORTANT NOTE:** If you are replacing a prop and can't find the part number listed in this catalog, your Michigan Wheel dealer or distributor can help. He will consult the Michigan Wheel Index of Outboard and Stern Drive Propellers. From this index, which provides part numbers for every Michigan Wheel prop produced since we began in 1903, your dealer can determine the specifications you need.

## OUR EXCLUSIVE, HIGH-STRENGTH ALLOYS MEAN LONGER PROP LIFE.

The quality of any product begins with the materials that go into it. While some manufacturers skimp by using lower grade metal, Michigan Wheel uses only the finest grade alloys. We will settle for nothing less. That's why Michigan Wheel aluminum props are stronger than original equipment props.



*The tighter grain and compact structure of the Michigan Wheel prop on the left make it nearly twice as strong and less susceptible to damage than the ordinary prop on the right.*

Other manufacturers' products may look similar on the surface, but the high magnification photos above reveal startling differences in quality.


The photo above shows the metal used in a Michigan Wheel aluminum prop. The tight, uniform grain of the metal makes it nearly twice as strong as the typical aluminum prop shown on the right. Notice how the ordinary prop is powdered. Our high strength alloys cost us a little more. But that cost is insignificant when measured against the trouble-free service and easy repairability of Michigan Wheel props.

## CUSHIONED HUBS PROTECT MOTORS AND SHAFTS

Our cushioned hubs are another source of strength. The rubber hub bonded inside every Michigan Wheel prop helps protect expensive shafts, motors

and gearboxes from damage caused by the propeller's impact with an object, and it absorbs the stress caused by shifting gears. With a Michigan Wheel prop, you get the strongest cushioned hubs in the industry.


At Michigan Wheel we understand the beating your props take. That's why we make Michigan Wheel props this tough. The whole idea is to give you more time for boating fun.



*Michigan Wheel's cushioned hub is made of a special bronze alloy for superior strength.*

Michigan Wheel Exclusive Alloys	Tensile Strength lbs. psi	Yield Strength	Elongation
MICHALLUM* (Aluminum)	40,000	18,000	9
MICHALLOYS™ (15-5 Stainless Steel)	80,000	70,000	3

MICHELLUM* ALUMINUM PROP	ORDINARY ALUMINUM PROP
Tensile strength: 40,000 lbs psi	Tensile strength: 22,000 psi
Less brittle	More brittle
Blades flex under impact	Blades tend to break and tear under impact
Easy to repair	Difficult to repair
Easy to change pitch	Breaks easily in straightening process



## Propeller Selection

The propeller that came with your new engine isn't necessarily the one that is best suited to your needs. This is because many original equipment props, understandably, are made to meet a range of average conditions for many kinds of boats, hull styles, and loads. This can limit their performance. What you need is a propeller specifically selected for your kind of boat, and your style of boating.

After a careful review of the information you provide on our exclusive Prop-It-Right analysis form, our distributors can suggest the optimal propeller in terms of style, diameter, pitch, and material for your boat.

Your Michigan Wheel dealer is backed by an experienced distributor network. Their expertise along with the tremendous body of propeller knowledge and research developed by Michigan Wheel, all help to achieve our single most important goal — to provide you with the Michigan Wheel propeller that will give you the greatest enjoyment on the water.

## Propeller Information

**Propeller Size:** The size of a propeller is described using two sets of numbers. These correspond to the diameter and pitch. The pitch always follows the diameter when describing a propeller.

**Diameter:** Diameter is two times the distance from the center of the hub to the tip of the blade. It also can be looked at as the distance across the circle that the propeller would make when rotating. It is the first number listed when describing a propeller.

**Pitch:** Pitch is defined as the theoretical forward movement of a propeller during one revolution — assuming there is no "slippage" between the propeller blade and the water. For most boats, there is slippage and therefore the distance advanced is less than the design pitch. The amount of slippage varies from boat to boat. Pitch is the second number listed in the propeller description.

**Cupping:** Many of today's propellers incorporate a cup at the trailing edge of the propeller blade. This curved lip on the propeller allows it to get a better bite on the water. This results in reduced ventilation, slipping, and allows for a better hole shot in many cases. A cupped propeller also works very well where the motor can be trimmed so that the propeller is near the surface of the water. The cup will typically result in higher top end speed on one of these applications.

**Ventilation:** Ventilation is a situation where surface air or exhaust gases are drawn into the propeller blades. When this situation occurs, boat speed is lost and engine RPM climbs rapidly. This can result from excessively tight cornering, a motor that is mounted very high on the transom, or by over-trimming the engine.

**Cavitation:** Cavitation (which is often confused with ventilation), is a phenomena

of water vaporizing or "boiling" due to the extreme reduction of pressure on the back of the propeller blade. Many propellers partially cavitate during normal operation, but excessive cavitation can result in physical damage to the propeller's blade surface due to the collapse of microscopic bubbles on the blade.

There may be numerous causes of cavitation such as incorrect matching of propeller style to application, incorrect pitch, physical damage to the blade edges, etc.

Be advised disturbances in the water flow forward of the propeller can result in blade damage which appears to be blade cavitation, but is actually due to non-favorable water flow into the propeller.

**Rake:** Rake is the degree that the blades slant forward or backwards in relation to the hub. Rake can affect the flow of water through the propeller, and has implications with respect to boat performance.

Aft rake helps to trim the bow of the boat upwards, which often results in less wetted surface area and therefore higher top end speed. Aft rake propellers also typically "bite" better on ventilating type applications.

Forward, or negative rake, helps hold the bow of the boat down. This is more common in workboat type applications.

**Selecting the right propeller for your boat and engine combination:** The proper propeller size for your boat and engine combination is based on the wide open throttle operating range for your particular engine. This can be located in your operators manual. This will be expressed in terms of a certain horsepower at a certain RPM.

The goal in propeller selection is to determine what propeller style and size will maximize performance for your boat, while

allowing your engine to operate in the recommended RPM range. The correct propeller will prevent the engine from over-revving, yet allow it to reach the minimum RPM where maximum horsepower is produced.

Using your existing propeller, determine what is the maximum RPM you are able to obtain. If during this test you begin to exceed the maximum rated RPM of the engine, reduce the throttle setting to a position where maximum RPM is not exceeded.

If your test results in your being able to over-rev the engine, you need to increase the pitch of the propeller. Increasing the pitch increment by 2" will result in approximately a 300-400 RPM drop. If your testing shows, however, that you are only able to obtain an RPM somewhat lower than the maximum rating given by your engine manufacturer, you would need to decrease pitch. Decreasing pitch would increase your RPM.

Switching from an uncupped to a cupped propeller will also reduce your RPM. The cupped propeller of the same pitch and diameter will typically reduce your RPM by approximately 200.

Once your wide open throttle RPM falls within the recommended range of the engine manufacturer, you have a propeller that is suited correctly for your boat with respect to RPM. You may, however, not be satisfied with respect to skiing performance or trolling speed. It is best in circumstances like this to have two propellers. One to accommodate one set of circumstances, and the other to perform best under the different load. It could, in fact, be that more than one propeller will be suitable for your boat and motor combination depending on your usage. It is imperative, however, that the wide open throttle RPM fall within the range specified by your engine manufacturer.

## Spare Propellers

At all times you should have a spare propeller with you in the boat. Boating without a spare propeller is similar to driving a car without a spare tire. Once that propeller is damaged, you may be out of luck without having a spare propeller along.

Your local dealer can help you select the Michigan Wheel propeller that is correct for your application. Providing him with the information on our Prop-It-Right analysis form will give him the data necessary to help you select the proper propeller for your boat.

Outboard

Motor	Page	Motor	Page
Aero	17	Miscellaneous	17
Archimedes	14	Nissan	13
Chrysler	6	Scott	17
Elgin	15	SeaRay	10
Eska	15	Sears	15
Evinrude	7	Suzuki	14
Force	6	Tohatsu	13
Honda	15	U.S. Marine	6
Johnson	7	Volvo-Penta	14
Mariner	12	Ward's, Sea-King	15
McCulloch	17	Yamaha	16
Mercury	10		

Stern Drive

Motor	Page	Motor	Page
BMW	23	Muncie Turbomarine	23
Chrysler	23	OMC Cobra	18, 23
Eaton	23	OMC Sea Drive	19
Enfield	23	OMC Saildrive	19
Marine Drive Systems	19, 23	Outboard Marine	19
Mercuriser Stern Drive	20, 23	Perkins Z	23
Mercury Mercruiser	21	Volvo-Penta	22, 23
Muncie	23	Yamaha	23

Cross Reference Listings 24-27

How to Read This Catalog

Example Application: 18' Runabout used mainly for skiing and cruising with the family.  
1988, 120HP Johnson Outboard. Customer wants a cupped, aluminum propeller.

- 1) Determine what kind of motor you have and locate that section in the catalog.
- 2) Locate the section on the page that contains the horsepower and year of your motor.
- 3) Determine what size boat you have and how you use it. (fishing, waterskiing, cruising, etc...)
- 4) Find the boat size and use in the motor section that contains your motor and best describes your vessel and usage. You may also be able to match the part number of your original propeller as well. All the propellers in the section will fit your motor. Pick the one in line with your boat size.
- 5) Once this is located, read across to obtain the propeller that will be most suited for your application.
- 6) If stainless steel is desired, read across to the last column for the part number.
- 7) Use the Michigan Part Number to order your new propeller through the distributors listed in this catalog.

( EVINRUDE, JOHNSON CONTINUED ) OUTBOARD

Motor & Mode	Year	Boat Size & Recommendation	Blds.	Dia & Pitch	ALUMINUM		STAINLESS STEEL	
					Nearest OMC Equiv.	Michigan Part No.	Nearest OMC Equiv.	Michigan Part No.
85 HP V-4	69-80	Cruisers, Houseboats	4	14 x 10	DQ320	012074		
88 HP V-4	81 Thru	Cruisers, Houseboats	4	14 x 12	DQ328	012075		
90 HP V-4	81 Thru	Cruisers, Houseboats	3	14 x 11	PJ87	012047		
100 HP V-4	79-80	Cruisers, Houseboats	3	14 x 13	PJ79	012048		
110 HP V-4	88 Thru	Cruisers, Houseboats	3	14 x 13	*PJ88C	011001		
115 HP V-4	86 Thru	Cruisers, Houseboats	3	13-3/4 x 15	PJ80	012049		
115 HP V-4	73-85	24'-20' Bts.	3	13-3/4 x 15	*PJ89C	011002	389948	013028
115 HP V-4	90 Thru	24'-20' Bts.	3	13-1/4 x 17	PJ81	012050		
120 HP V-4	86 Thru	22'-19' Bts.-All Loads	3	13-1/4 x 17	*PJ90C	011003	389948	013030
125 HP V-4	71-72	22'-19' Bts.-All Loads	3	13 x 19	PJ82	012051		
135 HP V-4	73-76	19'-17' Bts.-All Loads, Skis	3	13 x 19	*PJ91C	011004	389510	013033
140 HP V-4	77-84	19'-17' Bts.-All Loads, Skis	3	12-3/4 x 21	*PJ83C	011005	389512	013034
140 HP V-4	86 Thru	18'-15' Bts.-All Loads, Skis	3					
Thru Hub Exhaust								

\* If currently using uncupped prop, use cupped prop having 2" less pitch. Boats with power trim use same pitch.

Numeric Part Number Definition

12 3 456			
First 2 Digits	3rd Digit	Last 3 Digits	
01 OMC	09 Wards Sea King	1 Cup AL	Reserved
02 Mariner	10 Yamaha	2 Uncup AL	for
03 Mercury	11 Honda	3 Cup SS	Part #
04 McCulloch-Scott Aero	12 Chrysler Stern Drive	4 Uncup SS	
05 Sears-Elgin-Eska	13 Marine Drive System	5 Cup Bronze	
06 Suzuki	14 Tohatsu-Nissan	6 Uncup Bronze	
07 US Marine	15 Misc.	7 Cup Nibral	
08 Volvo-Penta-Archimedes	30 Skegs, Nuts	8 Uncup Nibral	


# U.S. MARINE, FORCE, CHRYSLER OUTBOARD

Motor & Model	Year	Boat Size & Recommendation	Bids.	Dia. & Pitch	ALUMINUM				STAINLESS STEEL		
					Nearest Force Equiv.	Price	Michigan Part No.	Nearest Force Equiv.	Price	Michigan Part No.	
3.5-3.6 HP	69-76	Standard Replacement	2	7 1/2 x 4 1/2	48-FP19	G20(LH)	\$42	072017			
3.5 HP	80 Thru	Standard Replacement	2	7 1/2 x 6 1/4	FP-318	PC6	\$48	072021			
4, 4.4, 6, 6.6, 7, 7.5, 8 Splayed Shaft	68 Thru	Standard Replacement	2	8 x 5	FP-75	PC9	\$48	072022			
5 HP	87 Thru	16'-14' Bts.-Light Loads	2	7 1/4 x 5 1/2	48-FP488	PC112	\$53	072123			
5 HP	75-77	Standard Replacement	2	7 1/2 x 6 1/2	48-FP487	PC90	\$48	072126			
5 1/2-6 HP	56-59	Standard Replacement	2	7 1/2 x 7		G30(LH)	\$72	152014			
6 HP	64-67	Standard Replacement	2	7 1/2 x 7		GC54	\$96	072018			
6-10 HP Sailor	76-78	Sailboats	3	10 3/8 x 10	FP-278	AMC308	\$74	072014			
Sailor 180-250	79 Thru	Sailboats	3	10 1/2 x 7	48-FP296	SMC46	\$74	072074			
6,7,5,9,2 HP	56-67	14'-12' Bts. - Light Loads	2	8 x 8		GC55	\$96	072019			
9.9 HP	68 Thru	14'-12' Bts. - Light Loads	2	8 1/4 x 8 1/4	48-FP70	PC12	\$49	072024			
10 HP	74-78	Standard Replacement	3	8 1/8 x 8 1/4	FP-408	PC20	\$49	072026			
12 HP	78-79	Standard Replacement	2	8 1/4 x 8	48-FP286-3	PC10	\$49	072023			
12.9 HP	All Yrs.	Standard Replacement	2	8 1/4 x 8	48-FP286-3	PC10	\$49	072023			
15 HP	80 Thru	14'-12' Bts. - Light Loads	3	8 x 9	FP-472	PC28	\$55	072122			
Splined Shaft		16'-14' Bts. - Light Loads	3	8 1/4 x 6	FP-395	PC24	\$55	072121			
		Aux. - Work Boats	3	8 1/4 x 5	FP-396	PC26	\$55	072125			
20-25 HP	68-78	Standard Replacement	3	8 1/2 x 8 1/2	FP-324	AMC490	\$110	152002			
Splined Shaft		14'-12' Bts.-Light Loads	3	8 1/2 x 10	FP-346	PR8	\$108	072028			
20-25 HP	79-81	Cruisers, Houseboats, Sailboats	3	10 1/2 x 7	FP-296	SMC46	\$74	072074			
30 HP	66 Thru	Cruisers, Houseboats, Sailboats	3	10 3/8 x 10	FP-278	AMC308	\$74	072014			
35 HP	66-91	19'-17' Bts. - All Loads, Skis	3	10 3/8 x 11 1/2	48-819336A40		\$76	072131			
40HP	92 Thru	17'-16' Bts. - All Loads, Skis	3	10 3/8 x 12 1/2	48-819335A40		\$76	072132			
45 HP	66 Thru	16'-14' Bts. - All Loads, Skis	3	10 3/8 x 13 1/2	48-819334A40		\$76	072133			
Splined Shaft		16'-14' Bts. - Light Loads	3	10 3/8 x 14 1/2			\$76	072134			
50 HP	82 Thru	Light Runabouts--Light Loads	3	10 1/2 x 15	FP-275		\$76	072124			
55-60 HP**	66 Thru	16'-14' Bts. - All Loads, Skis	3	11 1/4 x 13	FP-474	PR434	\$90	072068			
55,60,65 HP*	77-78	16'-14' Bts. - All Loads, Skis	3	10 x 13	FPS-493	PR553	\$105	072070			
Splined Shaft	81 Thru	16'-14' Bts. - Light Loads	3	10 x 14					FP-496	SSC 614 C	\$373 073006
70 HP	91 Thru	19'-17' Bts. - All Loads, Skis	3	11 1/4 x 10	48-73132A40	PM600C	\$109	031015			
		18'-16' Bts. - All Loads, Skis	3	10 7/8 x 11	48-85632A40		\$109	031053			
		18'-16' Bts. - All Loads, Skis	3	10 5/8 x 12	48-73134A40	PM612C	\$109	031016	48-79792A5	SSM212C	\$304 033001
		17'-15' Bts. - All Loads, Skis	3	10 3/8 x 13	48-73136A40	PM613C	\$109	031017			
		17'-14' Bts. - All Loads	3	10 1/4 x 14	48-73138A40	PM614C	\$109	031018	48-76230A5		\$304 033028
		16'-14' Bts. - Light Loads	3	10 1/8 x 15	48-73140A40	PM615C	\$109	031019			
		15'-13' Bts. - Light Loads	3	10 x 17	48-73144A40	PM617C	\$109	031020			
80 HP**	61-65	17'-16' Bts. - All Loads, Skis	3	12 1/8 x 14	FP-84	PJ50	\$106	012033			
70-135 HP**	70-79	17'-16' Bts. - All Loads, Skis	3	13 1/8 x 15	FP-389	PR78	\$129	072032			
		16'-14' Bts. - All Loads, Skis	3	13 1/8 x 17	FP-372	PR80	\$129	072033	FP-520	SSC 117 C	\$388 073001
		Light Runabouts-Light Loads	3	13 1/8 x 19	FP-383	PR82	\$129	072034			
70-140 HP*	77 Thru	19'-17' Bts. - All Loads, Skis	3	14 x 13	FPS-501	PR276	\$130	072054			
		17'-16' Bts. - All Loads, Skis	3	13 3/4 x 15	FPS-519	PR278	\$126	072055			
		16'-14' Bts. - All Loads, Skis	3	13 1/4 x 17	FPS-623	SPC180	\$126	072107	FP-539	SSC 315 II C	\$354 073002
		16'-14' Bts. - Light Loads	3	13 x 19	FPS-625	SPC182	\$126	072108	FP-540	SSC 319 II C	\$354 073004
		Hi-Performance Racing	3	13 x 21	FPS-526	SPC184	\$126	072109	FP-527	SSC 321 II C	\$354 073005
85, 125 HP	88 - 89	22'-17' Bts. - All Loads, Skis	3	13 1/2 x 15	FP-669-1***		\$125	071035***			
90, 120 HP	90 Thru	22'-17' Bts. - All Loads, Skis	3	13 1/2 x 15	FP-692-1		\$125	072127			
150 HP	89 Thru	22'-17' Bts. - All Loads, Skis	3	13 3/4 x 15					FP-699		\$368 073007
90 HP L-Drive	89 Thru	20'-16' Bts. - All Loads, Skis	3	13 1/2 x 17			\$125	071036***			
120 HP L-Drive	89 Thru	20'-16' Bts. - All Loads, Skis	3	13 1/2 x 17	FP-685-1		\$125	072128			
150 HP L-Drive	91 Thru	20'-16' Bts. - All Loads, Skis	3	13 1/4 x 17					FP-668		\$368 073008
		18'-16' Bts. - All Loads, Skis	3	13 x 19	FP-686-1		\$125	071037***	FP-695		\$368 073009
		18'-16' Bts. - All Loads, Skis	3	13 x 19			\$125	072129			
*** Cupped Propeller		To 16' Bts. - All Loads, Skis	3	12 5/8 x 21	FP-694***		\$125	071038***			
		To 16' Bts. - All Loads, Skis	3	12 5/8 x 21	FP-693		\$125	072130			
See Note Below		To 16' Bts. - All Loads, Skis	3	13 x 21					FP-696		\$368 073010


\*\*\* If currently using uncupped propeller, use cupped propeller with 2" less pitch. Boats with power trim use same pitch.

\* One piece lower unit \*\* Two piece lower unit


NOTE: Michigan Wheel Propellers listed for the 75-115hp Mercury and Mariner Motors may be used on Force 90-150hp 1992 or newer Motors if used with forward thrust washer 23-819057.



Force 30-60 HP  
Aluminum




Force 70 HP  
Aluminum




Force 85-150 HP  
Aluminum


Motor & Model	Year	Boat Size & Recommendation	Blads.	Dia & Pitch	ALUMINUM			
					Nearest OMC Equiv.	Price	Michigan Part No.	
3-4 HP Weedless	52-73	Standard Replacement	3	6-1/8 x 4-1/2	203919	PJ3(LH)	\$41	012001
3-4 HP Right Angle Drive	64-72	Standard Replacement	3	8 x 4-1/2	310208	PJ5(LH)	\$41	012002
2.5,4 HP	73 Thru	Light Runabouts - Light Loads	3	8 x 5-1/2	315858	PJ6(LH)	\$41	012003
4,4 1/2, Deluxe	80-83	Heavy Bts. Sailboats	3	8 1/2 x 7	391096	PJ47	\$48	012031
6, 7 1/2, 8 HP	86 Thru	Standard Replacement	3	8-1/2 x 9	390237	PJ49	\$48	012032
5 1/2 - 6 HP	54-65	16'-14' Bts. - Light Loads	3	7-3/4 x 6-1/2		AM431	\$46	012067
		14'-12' Bts. - Light Loads	2	8 x 7-1/4	376968	PJ300	\$47	012060
5 HP	65-68	14'-12' Bts. - Light Loads	3	8 x 7-1/2	380104	PJ7(LH)	\$76	012004
6 HP	66-79	14'-12' Bts. - Light Loads	2	8 x 7-1/4	386955	PJ8	\$38	012005
		16'-14' Bts. - Light Loads	3	7-3/4 x 6-1/2		AMC422	\$46	012068
9.5 HP	64-73	24'-20' Bts. - Sailboats	3	8-1/4 x 6-1/2		SMC12	\$57	012100
10 HP	58-63	16'-14' Bts. - All Loads, Skis	3	8-1/4 x 8	387334	PJ11	\$44	012008
*10,12,14 HP	82 Thru	16'-14' Runabouts	3	8-1/4 x 9	391534	SMC18	\$48	012101
*Commercial & Workhorse		14'-12' Bts. - Light Loads	3	8-1/4 x 8-1/2	377635	PJ10	\$44	012007
9.9-15 HP Thru Hub Exhaust	74 Thru	Heavy Bts., Sailboats	3	10 x 5	386669		\$62	012113
		16'-14' Bts. - All Loads, Skis	3	10 x 7	398126		\$62	012112
		Standard Replacement	3	9-1/2 x 10	174950		\$62	012111
		Weedless	2	9 x 10	386670	PJ27	\$66	012019
10 HP	51-57	14'-12' Bts. - All Loads	3	9 x 8	277595	PJ9	\$49	012006
15 HP	53-56	Cruisers, Houseboats, Sailboats	3	9-1/4 x 7	388294	SMC39	\$59	012102
18 HP	57-73	18'-16' Bts. - Heavy Loads	3	9 x 8		PJ21	\$50	012014
20 HP	69-73	17'-16' Bts. - All Loads, Skis	4	9 x 9		AMC448	\$86	012072
25 HP Pin Drive	69-77	Weedless	3	9 x 10	592959	EWC19	\$57	012076
		16'-14' Bts. - Heavy Loads	3	9 x 9	379717	PJ19	\$50	012109
		14'-12' Bts. - Heavy Loads	3	9 x 10	383629	PJ16	\$50	012011
		14'-12' Bts. - Light Loads	3	9-1/4 x 11	388088	PJ18	\$50	012013
		14'-12' Bts. - Light Loads	3	9-1/4 x 12		PJ15	\$50	012010
25 HP	51-55	Barges, Extra Heavy Boats	3	10-1/2 x 8		SMC47	\$57	012063
28 HP	62-64	Cruisers, Houseboats, Sailboats	3	10-1/2 x 10	376738	PJ41	\$57	012027
30 HP	56	19'-17' Bts. - All Loads, Skis	3	10-3/8 x 11-1/2	385955	PJ31	\$57	012023
33 HP	65-70	16'-14' Bts. - All Loads, Skis	3	10-3/8 x 12-1/2	378580	PJ30	\$57	012022
35 HP	57-59	16'-14' Bts. - All Loads, Skis	3	10-1/2 x 12	380637	PJ32	\$57	012024
40 HP	60-76	16'-14' Bts. - All Loads, Skis	3	10-3/8 x 13-1/2	378579	PJ35	\$57	012025
40 HP Commercial & Workhorse Pin Drive	78-85	16'-14' Bts. - Light Loads	3	10-1/2 x 13	384460	PJ42	\$57	012028
		16'-14' Bts. - Light Loads	3	10-3/8 x 14	378571	PJ40	\$57	012026
25 HP	78-84	Cruisers, Houseboats, Sailboats	3	9-1/4 x 7	389067	PJ13	\$50	012009
25 HP Commercial & Workhorse	78 Thru	18'-16' Bts. - Heavy Loads	3	9 x 9	389068	PJ29	\$50	012021
		17'-15' Bts. - All Loads, Skis	3	9 x 10	389069	PJ22	\$50	012015
		17'-14' Bts. - All Loads, Skis	3	9-1/4 x 11	388883	PJ24	\$50	012016
Spline Drive		17'-14' Bts. - Light Loads	3	9-1/4 x 12	389944	PJ45	\$50	012030
28 HP	84 Thru	16'-14' Bts. - Light Loads	3	8-3/4 x 13	395232	PR424	\$57	012097
20 HP	84 Thru	Cruisers, Houseboats	3	11-1/4 x 7	387320	PJ94	\$75	012053
25 HP	84 Thru	20'-17' Bts. - All Loads, Skis	3	11 x 9	386317	PJ95	\$75	012054
30 HP	84 Thru	18'-16' Bts. - All Loads, Skis	3	10-1/2 x 11	175190	PJ96	\$75	012055
35 HP Thru Hub Exhaust	76 Thru	17'-15' Bts. - All Loads, Skis	3	10 x 13	175191	PJ97	\$75	012056
		15'-13' Bts. - All Loads, Skis	3	10 x 15	390380	PJ98	\$75	012057
50 HP V-4 Pin Drive	58-59	16'-14' Bts. - All Loads, Skis	3	12-1/8 x 14	278155	PJ50	\$106	012033
40 HP 2 Cyl.	84 Thru	Cruisers, Houseboats	3	13 x 11	386907	PJ58	\$90	012036
48 HP	87 Thru	18'-15' Bts. -All Loads, Skis	3	12-1/2 x 13	386909	PJ59	\$90	012037
50 HP 2 Cyl.	75 Thru	17'-14' Bts. -All Loads, Skis	3	12-1/4 x 15	386786	PJ60	\$90	012038
55 HP 2 Cyl.	76-79	15'-13' Bts. -Light Loads	3	11-3/4 x 17	386841	PJ61	\$90	012039
60 HP 2 Cyl.	80-85	14'-12' Bts. -Light Loads	3	11-1/2 x 19	386908	PJ62	\$90	012040
75 HP 3 Cyl. Sprint	75-85		3	11-1/4 x 19				
Formula E Small Gear Case Thru Hub Exhaust	86 Thru		3					
45 HP 2 Cyl.* Commercial	86 Thru	Cruisers, Houseboats	4	14 x 10		DQ320	\$148	012074
50 HP 2 Cyl.	71-74	Cruisers, Houseboats	3	14 x 11	382761	PJ87	\$105	012047
50 HP 2 Cyl.*	77-79	Cruisers, Houseboats	3	14 x 13	382762	PJ79	\$105	012048
55 HP 2 Cyl.* Commercial	80 Thru	Cruisers, Houseboats	3	14 x 13	391668	*PJ88C	\$105	011001
		22'-19' Bts. -All Loads	4	14 x 12		DQ328	\$148	012075
55 HP 3 Cyl.	68-69	19'-17' Bts. -All Loads, Skis	3	13-3/4 x 15	382763	PJ80	\$105	012049
60 HP 3 Cyl.	70-71	19'-17' Bts. -All Loads, Skis	3	13-3/4 x 15	391198	*PJ89C	\$105	011002
60 HP 3 Cyl.	86 Thru	18'-15' Bts. -All Loads, Skis	3	13-1/4 x 17	382764	PJ81	\$105	012050
65 HP 3 Cyl.	72-73	18'-15' Bts. -All Loads, Skis	3	13-1/4 x 17	391199	*PJ90C	\$105	011003
65 HP 3 Cyl.* Commercial	84 Thru	16'-14' Bts. -All Loads, Skis	3	13 x 19	382765	PJ82	\$105	012051
70 HP 3 Cyl.	74 Thru	16'-14' Bts. -All Loads, Skis	3	13 x 19	390896	*PJ91C	\$105	011004
75 HP 3 Cyl. Lg. Gear Case All Thru Hub Exhaust	75-84	16'-14' Bts. -Light Loads	3	12-3/4 x 21	389788	*PJ83C	\$105	011005



Evinrude/Johnson 9.9-15 HP Aluminum



Evinrude/Johnson 15-25 HP Pin Drive Aluminum



Evinrude/Johnson 20-35 HP Aluminum

**STAINLESS STEEL**

Nearest OMC Equiv.	Price	Michigan Part No.
390849 SST®	\$274	013024
390850 SST® SSO315C	\$274	013010
390851 SST®	\$274	013026
390852 SST®	\$274	013032
389949 SST II®	\$340	013028
389948 SST II® (13-3/8 x 17)	\$340	013030
389510 SST II®	\$340	013033
389512 SST II®	\$340	013034

\*\*\* Engines being offered in European market only.

\* Indicates Cupped Propeller.

Motor & Model	Year	Boat Size & Recommendation	Blids.	Dia & Pitch	ALUMINUM			STAINLESS STEEL		
					Nearest OMC Equiv.	Price	Michigan Part No.	Nearest OMC Equiv.	Price	Michigan Part No.
60,65,75,80, 85,90 HP V-4	60-68	19'-17" Bts.-All Loads, Skis	3	10 x 9-1/4	379260	tPJ74	\$77	012042		
† Small Hub Prop --uses special small nut-- Part No. NP74 \$14.00** Pin Drive		19'-17" Bts.-All Loads, Skis	3	9-1/2 x 10	379448	PJ78	\$77	012046		
		19'-17" Bts.-All Loads, Skis	3	10-1/4 x 10	378040	PJ75	\$77	012043		
		17'-16" Bts.-All Loads, Skis	3	10 x 11	381446	tPJ73	\$77	012041		
		17'-16" Bts.-All Loads, Skis	3	10 x 11	377978	PJ76	\$77	012044		
100 HP V-4	66-68	24'-20" Bts.-One Engine	3	14 x 11	382676	PR115	\$152	012089		
Pin Drive		24'-20" Bts.-One Engine	3	14 x 12	382017	PR118	\$152	012090		
85 HP V-4	69-80	Cruisers, Houseboats	4	14 x 10		DQ320	\$148	012074		
85 HP V-4	91 Thru	Cruisers, Houseboats	4	14 x 12		DQ328	\$148	012075		
88 HP V-4	81 Thru	Cruisers, Houseboats	3	14 x 11	382761	PJ87	\$105	012047		
90 HP V-4	81 Thru	Cruisers, Houseboats	3	14 x 13	382762	PJ79	\$105	012048		
100 HP V-4	79-80	Cruisers, Houseboats	3	14 x 13	391668	*PJ88C	\$105	011001		
100 HP V-4	88 Thru	Cruisers, Houseboats	3	14 x 13	382763	PJ80	\$105	012049		
110 HP V-4	86-89	24'-20" Bts.	3	13-3/4 x 15	391198	*PJ89C	\$105	011002	389949 SST II®	\$340 013028
115 HP V-4	73-85	24'-20" Bts.	3	13-3/4 x 15	382764	PJ81	\$105	012050		
115 HP V-4	90 Thru	24'-20" Bts.	3	13-1/4 x 17	391199	*PJ90C	\$105	011003	389948 (13-3/8 x 17) SST II®	\$340 013030
120 HP V-4	86 Thru	22'-19" Bts.-All Loads	3	13-1/4 x 17	391199	*PJ90C	\$105	011003		
125 HP V-4	71-72	22'-19" Bts.-All Loads	3	13 x 19	382765	PJ82	\$105	012051		
135 HP V-4	73-76	19'-17" Bts.-All Loads, Skis	3	13 x 19	390896	*PJ91C	\$105	011004	389510 SST II®	\$340 013033
140 HP V-4	77-84	19'-17" Bts.-All Loads, Skis	3	13 x 19	389788	*PJ83C	\$105	011005	389512 SST II®	\$340 013034
140 HP V-4	86 Thru	19'-17" Bts.-All Loads, Skis	3	13 1/4 x 17					394758 Raker™	\$369 013027
Thru Hub Exhaust		18'-15" Bts.-All Loads, Skis	3	13 1/4 x 19					394759 Raker™	\$369 013029
		High-Performance SS	3	13 1/4 x 21					394760 Raker™	\$369 013031
		High-Performance SS	3	13 1/4 x 19						
		High-Performance SS	3	13 1/4 x 21						
100 HP V-4*	84 Thru	Cruisers, Houseboats	3	15-1/2 x 10		*PJ199C	\$180	011015		
120-140 HP V-4	1985	Cruisers, Houseboats	3	15-1/2 x 13	387158	PJ200	\$125	012059		
140 (25") V-4	89 Thru	Cruisers, Houseboats	3	15-1/2 x 13	391536	PJ200C	\$125	011016		
V-6 Gearcase		Cruisers, Houseboats	3	15-1/2 x 15	391535	PJ201C	\$125	011006		
*Commercial		Cruisers, Houseboats	3	15 x 15					174926 SST II®	\$369 013052
150 HP V-6	78 Thru	26'-20" Bts.-All Loads, Skis	3	15 x 17	391200	PJ202C	\$125	011007		
GT, XP 150 V-6	86 Thru	26'-20" Bts.-All Loads, Skis	3	15 x 17					391290 SST II®	\$369 013044
155 HP V-6*	84 Thru	26'-20" Bts.-All Loads, Skis	3	14-1/2 x 19	391201	PJ203C	\$125	011008		
175 HP V-6	77 Thru	22'-18" Bts.-All Loads, Skis	3	14-1/2 x 19					389924 SST II®	\$369 013046
GT, XP 175 V-6	89 Thru	22'-18" Bts.-All Loads, Skis	3	14-1/4 x 21	391202	PJ204C	\$125	011009		
*Commercial		19'-17" Bts.-All Loads, Skis	3	14-1/4 x 21					389923 SST II®	\$369 013048
185 HP V-6	84-85	19'-17" Bts.-All Loads, Skis	3	14-1/4 x 23	391203	PJ205C	\$125	011010		
200 HP V-6	76 Thru	19'-17" Bts.-All Loads, Skis	3	14-1/4 x 23					389019 SST II®	\$369 013050
GT, XP 200 V-6	86 Thru	18'-15" Bts.-All Loads, Skis	3	14-1/4 x 20					394753 Raker™	\$399 013054
225 HP V-6	86 Thru	18'-15" Bts.-All Loads, Skis	3	14 1/4 x 20					394754 Raker™	\$399 013056
235 HP V-6	78-85	42-52 MPH	3	14 1/4 x 22					394755 Raker™	\$399 013058
2.6L V-6	84-85	53-58 MPH	3	14 1/4 x 24					394756 Raker™	\$399 013060
250 HP V-8	91 Thru	57-63 MPH	3	14 1/4 x 24						
275 HP V-8	86-90	62-72 MPH	4	13 3/4 x 22					431717 Shooter®	\$399 **013036
GT, XP300 V-8	86-90	50-62 MPH	4	13 3/4 x 24					431718 Shooter®	\$399 **013038
3.6L V-8		55-67 MPH	4	13 3/4 x 26					431719 Shooter®	\$399 **013040
Thru-Hub Exhaust		60-72 MPH								
Left Hand			3	15 x 15					174927 SST II® LH	\$369 013051
Rotation Propellers			3	15 x 17					431930 SST II® LH	\$369 013043
All V-6 & V-8	87 Thru		3	14-1/2 x 19					390822 SST II® LH	\$369 013045
V-4 (V-6 Gearcase)	88 Thru		3	14-1/4 x 21					390821 SST II® LH	\$369 013047
Counter-Rotation			3	14-1/4 x 23					390823 SST II® LH	\$369 013049
Outboards			3	14 1/4 x 20					398502 Raker™ LH	\$399 013055
			3	14 1/4 x 22					398503 Raker™ LH	\$399 013057
			3	14 1/4 x 24					398504 Raker™ LH	\$399 013059
			3	14 1/4 x 26					398505 Raker™ LH	\$399 013061



**OMC OUTBOARD ("Heavy-Duty Special" Hard to Plane Boats)**

Motor & Model	Year	Boat Size (Speed MPH)	Mat'l.	Blids	Dia. & Pitch	Price	LH Part No.	RH Part No.
120-140 HP V-4	86 Thru	26'-24' Twin (36-45)	S.S.	3	15 X 19	\$440	013021	013016
Thru Hub Exhaust		24'-22' Single (33-40)	S.S.	3	15 1/4 X 17	\$440		013015
V-6 Gearcase		24'-22' Twin (36-45)	S.S.	3	15 X 19	\$440	013021	013016
		22'-20' Single (36-45)	S.S.	3	15 X 19	\$440		013016
		22'-20' Twin (39-50)	S.S.	3	14 1/2 X 21	\$440	013023	013017
		21'-18' Single (39-50)	S.S.	3	14 1/2 X 21	\$440		013017
150-235 HP V-6	78 Thru	32'+ Twin (35-45)	S.S.	3	15 1/4 X 17	\$440	013019	013015
Thru Hub Exhaust		28'-24' Single (35-45)	S.S.	3	15 1/4 X 17	\$440		013015
		28'-24' Twin (40-48)	S.S.	3	15 X 19	\$440	013021	013016
250 HP - 3.6 GT V-8	85 Thru	24'-22' Single (40-48)	S.S.	3	15 X 19	\$440		013016
Thru Hub Exhaust		24'-22' Twin (45-53)	S.S.	3	14 1/2 X 21	\$440	013023	013017
		22'-20' Single (45-53)	S.S.	3	14 1/2 X 21	\$440		013017

\* If currently using uncupped prop, use cupped prop having 2" less pitch. Boats with power trim use same pitch.

\*\* 2 1/2" of skeg must be removed for proper fit. Use thrust washer 333592.


\*\*\* Forward Thrust washer A-9500-111 comes with propeller and replaces the standard OMC Thrust Washer. If used on 1991 or 1992 model engines OMC thrust washer 126318 must be used.

SST II® is a Registered Trademark of the OMC Corporation. Shooter™ and Raker™ are trademarks of the OMC Corporation.


\*\*\* Available from Michigan Wheel Corporation Distributors, order part 302001



### 40-50 HP Propellers




Evinrude / Johnson  
40-50 HP  
Aluminum




Evinrude / Johnson  
40-50 HP  
Stainless Steel  
Equivalent to OMC SSTII®


### V-4 Propellers



Evinrude / Johnson  
V-4 Aluminum




Evinrude / Johnson  
V-4 Stainless Steel  
Equivalent to OMC SSTII®




Evinrude / Johnson  
V-4 High Performance  
Stainless Steel  
Equivalent to OMC Raker™


### V-6 Propellers



Evinrude / Johnson  
V-6 Aluminum



Evinrude / Johnson V-6 RH & LH Stainless Steel  
Equivalent to OMC SSTII®




Evinrude / Johnson  
V-6 4 Blade  
Stainless Steel  
Equivalent to OMC Shooter




Evinrude / Johnson V-6 RH & LH High Performance Edge II Stainless Steel  
Equivalent to OMC Raker™




Motor & Model	Year	Boat Size & Recommendation	Blids.	Dia. & Pitch	ALUMINUM			
					Nearest Merc. Equiv.	Price	Michigan Part No.	
40	73-75	Standard Replacement	2	8-1/4 x 6	48-63494A10	PM 8	\$49	032014
45	73-81							
60	61-67	Standard Replacement	2	8 x 8	48-45890A1	PM 6	\$65	032013
Mark 28, 28A 200-250	58-62	16'-14' Bts. - All Loads, Skis	3	9-1/4 x 9	48-28037A1	PM 27(LH)	\$79	032025
Merc 7.5, 9.8, 110	68-85	Standard Replacement	2	9 x 9	48-47922A10	PM 21	\$42	032021
8 Spline	68-79	Light Runabouts - Light Loads	2	9 x 10	48-47926A10	PM 19	\$42	032019
Merc 110	62-67	16'-14' Bts. - All Loads, Skis	3	9 x 7	48-47670A10	PM 20	\$67	032020
6 Spline		14'-12' Bts. - Light Loads	2	9 x 9	48-32364A1	PM 11	\$49	032016
Merc 20	63-81	16'-14' Bts. - All Loads, Skis	2	9 x 10	48-31504A1	PM 10	\$49	032015
		Standard Replacement	2	9-7/8 x 11	48-86962A4		\$68	032136
6 HP	86-87	Houseboat, Workboat	3	9-3/4 x 5-1/2	48-33480A1		\$66	032135
8 HP	86 Thru	14'-20' Bts. -All Loads	3	9-1/4 x 7	48-42518A11		\$67	032130
9.9 HP	86 Thru	Standard Replacement	3	9 x 9	48-42520A12		\$67	032131
15 HP	89 Thru	14'-16' Bts. -All Loads	3	9 x 10-1/2	48-42522A12		\$67	032132
			3	9 x 10-1/2	48-17874A12		\$67	032133
18 HP	80-85	19'-15' Bts.	3	10-3/8 x 11	48-19638A40	PM 24C	\$89	031049
20 HP	86 Thru	17'-13' Bts.	3	10-3/8 x 13	48-19640A40	PM 23C	\$89	031048
25 HP	80 Thru	Up to 14' Bts.	3	10-1/4 x 14-1/2	48-19642A40	PM 22C	\$89	031047
Thru Hub Exhaust								
Mark 35A, Mark 50, 55, Mark 58, 58A 300, 350, 400,500 All 11 Spline	56-61	17'-16' Bts. - All Loads, Skis	3	10 x 10	48-22575A2	AMC 580S	\$119	032077
		16'-14' Bts. - Light Loads	2	10-1/4 x 12	48-22914A2	PM 55	\$116	032034
300, 350	62-69	Cruisers, Houseboats, Sailboats	3	10-1/4 x 9	48-32194A1	PR 31	\$113	032083
400,450,500		19'-17' Bts. - All Loads, Skis	3	10-1/4 x 10	48-33774A1	PR 33	\$113	032084
Thru Prop Exhaust		17'-16' Bts. - All Loads, Skis	3	10-1/4 x 11	48-38098A1	PR 35	\$113	032085
		16'-14' Bts. - All Loads, Skis	3	10-1/4 x 12	48-38094A1	PR 37	\$113	032086
		16'-14' Bts. - Light Loads	3	10-1/4 x 13	48-38090A1	PR 39	\$113	032087
		14'-12' Bts. - Light Loads	3	10-1/4 x 15	48-38086A1	PR 43	\$113	032088
400-402-500	70-73	19'-17' Bts. - All Loads, Skis	3	10-1/4 x 11	48-56244A1	PR335	\$113	032097
Prop Exhaust		17'-16' Bts. - All Loads, Skis	3	10-1/4 x 12	48-56240A1	PR337	\$113	032098
13 Spline		16'-14' Bts. - All Loads, Skis	3	10-1/4 x 13	48-56236A1	PR339	\$113	032099
		16'-14' Bts. - Light Loads	3	10-1/4 x 15	48-56232A1	PR343	\$113	032100
402-500	74-76	22'-19' Bts. - All Loads	3	12-1/4 x 10	48-61812A1	PM530	\$109	032045
650	72-76	19'-17' Bts. - All Loads, Skis	3	12 x 11	48-61814A1	PM527	\$109	032044
		17'-16' Bts. - All Loads, Skis	3	11-3/4 x 12	48-61816A1	PM524	\$109	032043
		18'-15' Bts. - All Loads, Skis	3	11-1/2 x 13	48-61818A1	PM521	\$109	032042
		16'-14' Bts. - Light Loads	3	11-1/4 x 14	48-61820A1	PM518	\$109	032041
		15'-13' Bts. - Light Loads	3	11 x 15	48-61822A1	PM515	\$109	032040
		14'-12' Bts. - Light Loads	3	10-3/4 x 16	48-61824A1	PM513	\$109	032039
402-500-700 HP	77-84	19'-17' Bts. - All Loads, Skis	3	11-1/4 x 10	48-73132A40	PM600C	\$109	031015
35 HP	84-89	18'-16' Bts. - All Loads, Skis	3	10-7/8 x 11	48-85632A40		\$109	031053
(2 Cyl. In Line)		18'-16' Bts. - All Loads, Skis	3	10-5/8 x 12	48-73134A40	PM612C	\$109	031016
40 HP (2 Cyl. In Line)	77-83	17'-15' Bts. - All Loads, Skis	3	10-3/8 x 13	48-73136A40	PM613C	\$109	031017
(4 Cyl. In Line)	90 Thru	17'-14' Bts. - All Loads, Skis	3	10-1/4 x 14	48-73138A40	PM614C	\$109	031018
45 HP	86-89	16'-14' Bts. - Light Loads	3	10-1/8 x 15	48-73140A40	PM615C	\$109	031019
(4 Cyl. In Line)	77-85	15'-13' Bts. - Light Loads	3	10 x 17	48-73144A40	PM617C	\$109	031020
50 HP								
(4 Cyl. In Line)	86 Thru							
50 HP								
(3 Cyl. In Line)	84 Thru							
60 HP								
(3 Cyl. In Line)	Thru 83							
70 HP								
(3 Cyl. In Line)								
650 4 Cyl. (2:1)	61-70	24'-20' Bts.	3	13 x 11	48-35936A3	**PR151	\$119	**032089
800-850 6 Cyl.	Thru 72	22'-19' Bts.	3	13 x 13	48-58826A3	**PR153	\$119	**032090
900-1150	Thru 77	19'-17' Bts. - All Loads, Skis	3	13 x 15	48-32390A3	**PR155	\$119	**032091
650 2Cyl.	Thru 71	19'-17' Bts. - All Loads, Skis	3	13 x 15		**PR155C	\$119	**031001
800-850 4 Cyl.	72-77	19'-17' Bts. - All Loads, Skis	3	13-3/4 x 15				
1000-1100	Thru 77	17'-16' Bts. - All Loads, Skis	3	13 x 17	48-65022A1	**PR157	\$119	**032092
1150-1250	Thru 77	17'-16' Bts. - All Loads, Skis	3	13 x 17		**PR157C	\$119	**031002
1350	Thru 77	17'-16' Bts. - All Loads, Skis	3	13-1/4 x 17				
1400-1500 In Line 6	Thru 77	18'-15' Bts. - All Loads, Skis	3	13 x 19	48-65024A1	**PR159	\$119	**032093
		18'-15' Bts. - All Loads, Skis	3	13 x 19		**PR159C	\$119	**031003
** Use Thrust Washer 65091		16'-14' Bts. - All Loads, Skis	3	13 x 21	48-67280A1	**PR161	\$119	**032094
* Use Thrust Washer 13191A1		16'-14' Bts. - All Loads, Skis	3	13 x 21		**PR161C	\$119	**031004
70 HP 3 Cyl.	87-89	24'-19' Bts. - All Loads	3	13 3/4 x 15	48-77342A40	*PM315C	\$118	*031041
75 HP 3 Cyl.	90 Thru	20'-17' Bts. - All Loads, Skis	3	13 1/4 x 17	48-77344A40	*PM317C	\$118	*031042
75 HP In Line 4	84-86	19'-16' Bts. - All Loads, Skis	3	13 x 19	48-77346A40	*PM319C	\$118	*031043
80 HP In Line 4	78-83	18'-15' Bts. - All Loads, Skis	3	12 3/4 x 21	48-77348A40	*PM321C	\$118	*031044
80 HP 3 Cyl.	87-89	18'-15' Bts. - All Loads, Skis	3	13 x 21				
90 HP In Line 6	78-86	Light Runabouts, Light Loads	3	12 1/2 x 23	48-77350A40	*PM323C	\$118	*031045
90 HP 3 Cyl.	87 Thru							
100 HP In Line 4	88 Thru							
115 HP In Line 6	78-89							
115 HP In Line 4	88 Thru							



Mercury 8-15 HP Aluminum



Mercury 70-115 HP Aluminum




Mercury 70-115 HP Stainless Steel

STAINLESS STEEL

Nearest Merc. Equiv.	Price	Michigan Part No.
48-79792A5	SSM212C \$304	033001
48-76230A5	\$304	033028
48-16986A5	*SSM615IIC \$361	*033016
48-16988A5	*SSM617IIC \$361	*033017
48-16990A40	*SSM619IIC \$361	*033018
48-16992A40	*SSM621IIC \$361	*033019
48-16986A5	*SSM615IIC \$361	*033016
48-16988A5	*SSM617IIC \$361	*033017
48-16990A40	*SSM619IIC \$361	*033018
48-16992A40	*SSM621IIC \$361	*033019

t Requires High Performance Trim Tab C46399A1 for Proper Fit.


Motor & Model	Year	Boat Size & Recommendation	Bllds.	Dia. & Pitch	ALUMINUM			STAINLESS STEEL			
					Nearest Merc. Equiv.	Price	Michigan Part No.	Nearest Merc. Equiv.	Price	Michigan Part No.	
150 XR-4, XR-6	All Yrs.	53-62 MPH	4	13 1/4 x 22				48-815744A40 High Five™	\$459	033068	
		55-63 MPH	4	13 1/4 x 23					\$459	033069	
		59-67 MPH	4	13 1/4 x 24				48-815746A40 High Five™	\$459	033070	
		64-73 MPH	4	13 1/4 x 25					\$459	033071	
135 HP 150 HP V-6 150 XRi V-6 175 HP V-6 175 XRi V-6 200 HP V-6 220 HP V-6 225 HP V-6 Merc Laser 200 HP XRi 300 HP V-6 3.4 Litre *Use Thrust Washer 13171	87 Thru	30'+(40-45MPH) Sgl. or Twin	3	15-1/4 x 17				SSM 272C	\$458	033020-1	
	78 Thru	30'-28'(45-50 MPH) Sgl. or Twin	3	15 x 19				SSM 292C	\$458	033021-1	
	93 Thru	28'-24'(50-55 MPH) Sgl. or Twin	3	14-1/2 x 21				SSM 312C	\$458	033022-1	
	78-81	Cruisers, Houseboats	3	16 x 11	48-78112A40	PM 211C	\$137	031021			
	85 Thru	Cruisers, Houseboats	3	16 x 13	48-78114A40	PM 213C	\$137	031022			
	91 Thru	22'-25 Bts. - All Loads	3	16 x 14	48-16438A40		\$137	031050			
	78 Thru	21'-24' Bts. - All Loads	3	15-1/4 x 15	48-78116A40	PM 215C	\$137	031023			
	87-88	21'-24' Bts. - All Loads	3	14-1/2 x 15					48-16312A4	SSM 245C	\$399 033002-1
	81-82	20'-23 Bts. - All Loads, Skis	3	16 x 16	48-16440A40		\$137	031051			
	87 Thru	19'-23' Bts. - All Loads, Skis	3	14-1/2 x 17	48-78118A40	PM 217C	\$137	031024	48-16314A4	SSM 247C	\$399 033003-1
	83	18'-22' Bts. - All Loads, Skis	3	15 1/2 x 18	48-11324A40		\$137	031052			
	84-86	18'-21' Bts. - All Loads, Skis	3	14 x 19	48-78120A40	PM 219C	\$137	031025	48-16316A4	SSM 249C	\$399 033004-1
		18'-20' Bts. - All Loads, Skis	3	13-3/4 x 21	48-78122A40	PM 221C	\$137	031026	48-16318A4	SSM 251C	\$399 033005-1
		17'-20' Bts. - All Loads, Skis	3	13-1/2 x 23	48-78124A40	PM 223C	\$137	031027	48-16320A4	SSM 253C	\$399 033006-1
	High Performance Propellers		42-52 MPH	3	14 1/4 x 20				48-16546A41 Laser II™	\$399	033060
			53-58 MPH	3	14 1/4 x 22				48-16548A41 Laser II™	\$399	033062
			57-63 MPH	3	14 1/4 x 24				48-16550A41 Laser II™	\$399	033064
			62-72 MPH	3	14 1/4 x 26				48-16552A41 Laser II™	\$399	033066
			3	14 1/4 x 20	Left Hand			48-16545A41 Laser II™	\$399	033061	
			3	14 1/4 x 22	Left Hand			48-16547A41 Laser II™	\$399	033063	
			3	14 1/4 x 24	Left Hand			48-16549A41 Laser II™	\$399	033065	
			3	14 1/4 x 26	Left Hand			48-19709A40 Laser II™	\$399	033067	
		50-62 MPH	4	13 3/4 x 22					\$399	033038*	
		55-67 MPH	4	13 3/4 x 24	4 Blade Hole Shot Propellers				\$399	033040*	
		60-72 MPH	4	13 3/4 x 26					\$399	033042*	
* Forward Thrust Washer A-9500-110 comes with propeller and replaces Mercury Forward Thrust Washer.											
250,275 HP <b>THE WAVE™</b> Performance Propellers	90 Thru	21'-24' Bts.-All Loads, Skis	3	15 1/4 x 19				48-13700A41 Mirage™	\$459	033030	
		18'-22' Bts.-All Loads, Skis	3	14 3/4 x 21				48-13702A41 Mirage™	\$459	033032	
		18'-21' Bts.-All Loads, Skis	3	14 5/8 x 23				48-13704A41 Mirage™	\$459	033034	
		18'-20' Bts.-All Loads, Skis	3	14 1/2 x 25				48-13706A41 Mirage™	\$459	033036	



Mercury 135-300-HP Aluminum



**G/L** 6 Gun Composite Propeller see page 23




Mercury 135-300-HP Stainless Steel Equivalent to QSS




Mercury V-6 High Performance Stainless Steel Equivalent to Laser II™




Mercury V-6 High Performance Stainless Steel Equivalent to Laser II™



Mercury 250-275 HP Stainless Steel Equivalent to Mirage™




Mercury XR4-XR6 4 Blade



Mercury V-6 4 Blade Stainless Steel




Motor & Model	Year	Boat Size & Recommendation	ALUMINUM				STAINLESS STEEL				
			Blds.	Dia. & Pitch	Nearest OEM Equiv.	Price	Michigan Part No.	Nearest OEM Equiv.	Price	Michigan Part No.	
Magnum II & III	All Yrs.	53-62 MPH	4	13 1/4 x 22				48-815744A40 High Five™	\$459	033068	
		55-63 MPH	4	13 1/4 x 23					\$459	033069	
		59-67 MPH	4	13 1/4 x 24				48-815746A40 High Five™	\$459	033070	
		64-73 MPH	4	13 1/4 x 25					\$459	033071	
135 HP V-6 150 HP V-6 175 HP V-6 200 HP V-6 220 HP Magnum EFI Use Thrust Washer 13171  High Performance Propellers	86 Thru 79 Thru 78 Thru 79 Thru 87-88	30'+(40-45MPH) Sgl. or Twin	3	15-1/4 x 17				SSM 272C	\$458	033020-1	
		30'-28'(45-50 MPH) Sgl. or Twin	3	15 x 19				SSM 292C	\$458	033021-1	
		28'-24'(50-55 MPH) Sgl. or Twin	3	14-1/2 x 21				SSM 312C	\$458	033022-1	
		Cruisers, Houseboats	3	16 x 11	48-78112A40	PM 211C	\$137	031021			
		Cruisers, Houseboats	3	16 x 13	48-78114A40	PM 213C	\$137	031022			
		22'-25 Bts. - All Loads	3	16 x 14	48-16438A40		\$137	031050			
		21'-24' Bts. - All Loads	3	15-1/4 x 15	48-78116A40	PM 215C	\$137	031023			
		21'-24' Bts. - All Loads	3	14-1/2 x 15					48-16312A5 SSM 245C	\$399	033002-1
		20'-23 Bts. - All Loads, Skis	3	16 x 16	48-16440A40		\$137	031051			
		19'-23' Bts. - All Loads, Skis	3	14-1/2 x 17	48-78118A40	PM 217C	\$137	031024	48-16314A5 SSM 247C	\$399	033003-1
		18'-22' Bts. - All Loads, Skis	3	15 1/2 x 18	48-11324A40		\$137	031052			
		18'-21' Bts. - All Loads, Skis	3	14 x 19	48-78120A40	PM 219C	\$137	031025	48-16316A5 SSM 249C	\$399	033004-1
		18'-20' Bts. - All Loads, Skis	3	13-3/4 x 21	48-78122A40	PM 221C	\$137	031026	48-16318A5 SSM 251C	\$399	033005-1
		17'-20' Bts. - All Loads, Skis	3	13-1/2 x 23	48-78124A40	PM 223C	\$137	031027	48-16320A5 SSM 253C	\$399	033006-1
		42-52 MPH	3	14 1/4 x 20					48-16546A41 Laser II™	\$399	033060
		53-58 MPH	3	14 1/4 x 22					48-16548A41 Laser II™	\$399	033062
		57-63 MPH	3	14 1/4 x 24					48-16550A41 Laser II™	\$399	033064
		62-72 MPH	3	14 1/4 x 26					48-16552A41 Laser II™	\$399	033066
			3	14 1/4 x 20	Left Hand				48-16545A41 Laser II™	\$399	033061
			3	14 1/4 x 22	Left Hand				48-16547A41 Laser II™	\$399	033063
	3	14 1/4 x 24	Left Hand				48-16549A41 Laser II™	\$399	033065		
	3	14 1/4 x 26	Left Hand				48-19709A40 Laser II™	\$399	033067		
		50-62 MPH	4	13 3/4 x 22	4 Blade Hole				\$399	033038*	
		55-67 MPH	4	13 3/4 x 24	Shot Propellers				\$399	033040*	
		60-72 MPH	4	13 3/4 x 26					\$399	033042*	
*Forward Thrust Washer A-9500-110 comes with propeller and replaces Mercury Forward Thrust Washer.											
250,275 HP  Performance Propellers	90 Thru	21'-24' Bts.-All Loads, Skis	3	15 1/4 x 19				48-13700A41 Mirage™	\$459	033030	
		18'-22' Bts.-All Loads, Skis	3	14 3/4 x 21				48-13702A41 Mirage™	\$459	033032	
		18'-21' Bts.-All Loads, Skis	3	14 5/8 x 23				48-13704A41 Mirage™	\$459	033034	
		18'-20' Bts.-All Loads, Skis	3	14 1/2 x 25				48-13706A41 Mirage™	\$459	033036	



TOHATSU, NISSAN

Motor & Model	Year	Boat Size & Recommendation	ALUMINUM				STAINLESS STEEL			
			Blds.	Dia. & Pitch	Nearest OEM Equiv.	Price	Michigan Part No.	Price	Michigan Part No.	
9.9B - 18C HP	84-86	14' - 18' Bts. - All Loads	3	9.2 x 6.9	362-64105-0	\$89	142015			
9.9B2 - 18C2	86 Thru	12' - 16' Bts. - All Loads	3	9.2 x 8.4	362-64102-0	\$89	142017			
12C, 15B, 15B2		10' - 14' Bts. - All Loads	3	9.2 x 9.8	362-64108-0	\$89	142019			
25C/30A HP	84-86	16' - 20' Bts. - All Loads	3	10.2 x 8.3	346-64106-5	\$99	142020			
25C2/30A2 HP	86-88	14' - 18' Bts. - All Loads	3	9.8 x 10.2	346-64102-5	\$99	142022			
25C2/30A3 HP	88 Thru	12' - 16' Bts. - All Loads	3	9.9 x 13.1	346-64104-5	\$99	142024			
40C/35B HP	84 Thru	21'-17' Bts.-All Loads	3	10.6 x 11.3	361-64113-0	\$104	142001			
40D/50D HP	90 Thru	17'-16' Bts.-All Loads	3	10.6 x 11.7	361-64114-0	\$104	142002			
		16'-14' Bts.-All Loads	3	10.3 x 12.7	348-64102-0	\$104	142003			
		14'-12' Bts.-All Loads	3	10.2 x 13.9	348-64103-0	\$104	142004			
55B/70A HP	84-86	Cruisers, Houseboats	3	11.6 x 11	353-64103-0	\$109	142005			
50C/60A/70A2	87 Thru	18'-15' Bts.-All Loads, Skis	3	11.5 x 13	353-64105-0	\$109	142006			
50A, 55A		18'-15' Bts.-All Loads, Skis	3	12 1/2 x 13				\$274		013024
		17'-14' Bts.-All Loads, Skis	3	11 x 15	353-64107-0	\$109	142007			
		17'-14' Bts.-All Loads, Skis	3	12 1/4 x 15				SSO 315C	\$274	013010
		15'-13' Bts.-All Loads, Skis	3	10.7 x 16.4	353-64108-0	\$109	142008			
		15'-13' Bts.-All Loads, Skis	3	11 3/4 x 17				\$274		013026
		14'-12' Bts.-All Loads, Skis	3	10.9 x 17.6	353-64109-0	\$109	142009			
		14'-12' Bts.-All Loads, Skis	3	11 1/4 x 19				\$274		013032
90 HP	87 Thru	24'-20' Bts.-All Loads, Skis	3	13.5 x 14.6	3B7-64532-0	\$134	142010			
120**, 140**	90 Thru	24'-20' Bts.-All Loads, Skis	3	13 3/4 x 15				SSY615 IIC	\$376	103025
		19'-17' Bts.-All Loads, Skis	3	13.5 x 15.7	3B7-64536-0	\$134	142011			
** (Tohatsu only)		19'-17' Bts.-All Loads, Skis	3	13 1/4 x 17				SSY617 IIC	\$376	103026
		18'-16' Bts.-All Loads, Skis	3	12.9 x 17.6	3B7-64541-0	\$134	142012			
		18'-16' Bts.-All Loads, Skis	3	13 x 19				SSY619 IIC	\$376	103027
		18'-15' Bts.-All Loads, Skis	3	12.6 x 19.9	3B7-64545-0	\$134	142013			
		18'-15' Bts.-All Loads, Skis	3	12 3/4 x 21				SSY621 IIC	\$376	103028

Motor & Model	Year	Boat Size & Recommendation	Blids.	Dia. & Pitch	ALUMINUM			STAINLESS STEEL		
					Nearest Suzuki Equiv.	Price	Michigan Part No.	Nearest Suzuki Equiv.	Price	Michigan Part No.
DT9.9	83-87	14'-20' Bts. - All Loads	3	9- 1/4 x 7	58100-93703-019	\$85	062015			
DT15	83-88	14'-18' Bts. - All Loads	3	9- 1/4 x 9	58100-93723-019	\$85	062016			
DT15C	89 Thru	14'-16' Bts. - All Loads	3	9- 1/4 x 11	58100-93743-019	\$85	062017			
DT20, 25 •	83-86	18'-16' Bts. - All Loads	3	10-1/4 x 11	58100-96420-019	\$85	062012			
DT 20, 25	87-88	16'-14' Bts. - All Loads	3	10-1/4 x 12	58100-96430-019	\$85	062013			
DT 25C	89 Thru	16'-14' Bts. - Light Loads	3	10-1/4 x 13	58100-96440-019	\$85	062014			
DT 30 •	83-86	16'-14' Bts. - Light Loads	3	10-1/4 x 13						
DT 30/30C	87-88									
DT 30C	89 Thru									
DT 40	83Thru	21'-18' Bts. - All Loads	3	10 1/4 x 10		PM 530 \$109	032045			
DT 50 & 50M	83-84	19'-17' Bts. - Light Loads	3	12 x 11		PM 527 \$109	032044			
DT 55	85Thru	18'-16' Bts. - Light Loads	3	11-3/4 x 12	58100-95393-019	PM 524 \$109	032043			
DT 60	83-84	17'-15' Bts. - Light Loads	3	11-1/2 x 13	58100-94313-019	PM 521 \$109	032042			
DT 65	85 Thru	16'-14' Bts. - Light Loads	3	11-1/4 x 14	58100-95353-019	PM 518 \$109	032041			
DT 35C	87-90	15'-13' Bts. - Light Loads	3	11 x 15	58100-95363-019	PM 515 \$109	032040			
		14'-12' Bts. - Light Loads	3	10-3/4 x 16		PM 513 \$109	032039			
DT 75 t	83 Thru	19'-17' Bts. - All Loads, Skis	3	13-3/4 x 15	58100-95500-019	\$115	*061001	58100-94554	\$349	063001
DT 85 t	79 Thru	18'-15' Bts. - All Loads, Skis	3	13-1/4 x 17	58100-95511-019	\$115	*061002	58100-94581	\$349	063002
DT 90 ‡	89 Thru	16'-14' Bts. - All Loads, Skis	3	13 x 19	58100-95521-019	\$115	*061003	58100-94561	\$349	063003
DT 100 ‡	89 Thru	16'-14' Bts. - Light Loads	3	13 x 21	58100-95530-019	\$115	*061004	58100-94571	\$349	063004
DT 115 †	81 Thru									
DT 140 †	81 Thru									
DT 150 V-6	86 Thru	19'-17' Bts. - All Loads, Skis	3	14-1/2 x 15				99105-00200-16P	\$399	063005
DT 175 V-6	86 Thru	18'-15' Bts. - All Loads, Skis	3	14-1/2 x 17				99105-00200-18P	\$399	063006
DT 200 V-6	86 Thru	16'-14' Bts. - All Loads, Skis	3	14 x 19					\$399	063007
DT 225 V-6	90 Thru	16'-14' Bts. - Light Loads	3	13-3/4 x 21					\$399	063008
		14'-12' Bts. - Light Loads	3	13-1/2 x 23					\$399	063010
<b>High Performance Propellers</b>	42-52		3	14 1/4 x 20				99105-00200-20P	\$399	063022
	46-57		3	14 1/4 x 22			99105-00200-22P	\$399	063024	
	50-63		3	14 1/4 x 24			99105-00200-24P	\$399	063026	
	54-70		3	14 1/4 x 26			99105-00200-26P	\$399	063028	
	50-62	<b>Hole Shot 4-Blade Propellers</b>	4	13 3/4 x 22					\$399	063016
	55-67		4	13 3/4 x 24					\$399	063018
	60-72		4	13 3/4 x 26					\$399	063020


† Requires; ‡ 57633-95501 Spacer, † 57635-95503 Stopper, † 57635-95300 Lock Washer Supplied With Engine.

\*If currently using uncupped prop, use cupped prop having 2" less pitch. Boats with power trim use same pitch.


• Use stopper 57632-96400.

§ Use spacer A9500-109 supplied with propeller on aft end of shaft.


‡ Stopper 57632-87E10, 5733-95501 Spacer, 57635-95300 Washer



Suzuki 9.9-15 HP  
Aluminum



Suzuki 150-225 HP  
Stainless Steel



Suzuki V-6  
4 Blade Stainless Steel

VOLVO-PENTA, ARCHIMEDES

Motor & Model	Year	Boat Size & Recommendation	Blids.	Dia. & Pitch	ALUMINUM			STAINLESS STEEL	
					Price	Michigan Part No.	Price	Michigan Part No.	
450-550-600-700	All Years	Cruisers, Houseboats	4	14 x 10	DQ320	\$148	012074		
		Cruisers, Houseboats	3	14 x 11	PJ87	\$105	012047		
		19'-17' Bts. - All Loads, Skis	4	14 x 12	DQ328	\$148	012075		
		17'-16' Bts. - All Loads, Skis	3	13-3/4 x 15	PJ80	\$105	012049		
		17'-16' Bts. - All Loads, Skis	3	13-3/4 x 15	*PJ89C	\$105	011002	\$340	013028
		16'-14' Bts. - All Loads, Skis	3	13-1/4 x 17	PJ81	\$105	012050		
		16'-14' Bts. - All Loads, Skis	3	13-1/4 x 17	*PJ90C	\$105	011003	\$340	013030
		14'-12' Bts. - Heavy Loads	3	13 x 19	PJ82	\$105	012051		
		14'-12' Bts. - Heavy Loads	3	13 x 19	*PJ91C	\$105	011004	\$340	013033
		Light Runabouts - Light Loads	3	13 x 21	*PJ83C	\$105	011005	\$340	013034
60-90-140-200-250-252	All Years	Sailboats	3	9-1/4 x 7	SMC39	\$59	012102		
		17'-16' Bts. - All Loads, Skis	4	9 x 9	AMC448	\$86	012072		
		Weedless	3	9 x 10	EWC19	\$57	012076		
		Standard Replacement	3	9 x 10	PJ16	\$50	012011		

Motor & Model	Year	Boat Size & Recommendation	Blds.	Dia. & Pitch	ALUMINUM			STAINLESS STEEL			
					Price	Michigan Part No.	Price	Michigan Part No.			
BF 7.5	78-87	Sailboats	3	9 1/4 x 7	SMC39	\$59	012102				
BF 100		16'-14' Bts.	3	9 x 8	PJ21	\$50	012014				
BF 8	87 Thru	16'-14' Bts. - Weedless	3	9 x 8	PJ9	\$49	012006				
		16'-14' Bts. - Light Loads	3	9 x 9	PJ19	\$50	012109				
		14'-12' Bts.	3	9 x 10	PJ16	\$50	012011				
		14'-12' Bts. - Weedless	3	9 x 10	EWC19	\$57	012076				
BF 9.9	88 Thru	13'-17' Bts. - All Loads	3	9-1/4 x 8		\$58	102003				
BF 15		12'-15' Bts. - All Loads	3	9-1/4 x 9		\$58	102004				
		12'-15' Bts. - Light Loads	3	9-1/4 x 10-1/2		\$58	102005				
BF 35	91 Thru	21'-19' Bts. - All Loads, Skis	3	12 1/4 x 10	58130-ZV5-860	PM530	\$109	032045			
BF 45	91 Thru	19'-17' Bts. - All Loads, Skis	3	12 x 11		PM527	\$109	032044			
		17'-16' Bts. - All Loads, Skis	3	11 3/4 x 12	58130-ZV5-850	PM524	\$109	032043			
		17'-15' Bts. - All Loads, Skis	3	11 1/2 x 13	58130-ZV5-000	PM521	\$109	032042			
		16'-14' Bts. - All Loads, Skis	3	11 1/4 x 14		PM518	\$109	032041			
		15'-13' Bts. - All Loads, Skis	3	11 x 15	58130-ZV5-870	PM515	\$109	032040			
		14'-12' Bts. - All Loads, Skis	3	10 3/4 x 16		PM513	\$109	032039			
		17'-14' Bts. - All Loads, Skis	3	10 5/8 x 12					Stainless Steel	\$304	113001
		16'-14' Bts. - All Loads, Skis	3	10 1/4 x 14					Stainless Steel	\$304	113002

SEARS, ELGIN, ESKA

Motor & Model	Year	Boat Size & Recommendation	Blds.	Dia. & Pitch	ALUMINUM		Michigan Part No.
					Price		
4 HP	60-69	Standard Replacement	2	7 3/8 x 6	SA10	\$72	152030
3, 3.5, 3.6, 4, 4.5	70-73	Standard Replacement	2	7 1/2 x 4 1/2	G20(LH)	\$42	072017
5 HP (Sears)	88 Thru	Standard Replacement	3	7 1/4 x 5 1/2	PC112	\$53	072123
		16'-14' Bts.-Light Loads	2	7 x 6 1/4	PC90	\$48	072126
5-51/2-7-71/2 HP	60-73	Standard Replacement	2	7 1/2 x 5 1/2	G30(LH)	\$72	152014
7 1/2 HP (Sears)	88 Thru	14'-12' Bts.-Light Loads	3	8 x 9	PC28	\$55	072122
9.9-15 HP (Sears)	87 Thru	Standard Replacement	2	8 x 8 3/4	PC12	\$49	072024
		Standard Replacement	3	8 1/8 x 8 1/4	PC20	\$49	072026
		16'-14' Bts.-Light Loads	3	8 1/4 x 6	PC24	\$55	072121
		Aux.-Work Boats	3	8 1/4 x 4 1/2	PC26	\$55	072125
12-14 HP	60-70	Standard Replacement	3	8 1/4 x 8 1/2	AMC535(LH)	\$89	152003

WARD'S SEA KING

Motor & Model	Year	Boat Size & Recommendation	Blds.	Dia.&Pitch	ALUMINUM		Michigan Part No.
					Price		
3-1/2 HP	64-69	Standard Replacement	2	7-1/2 x 4-1/2	G20(LH)	\$42	072017
5-6 HP	64-70	Standard Replacement	2	7-1/2 x 7	GC54	\$96	072018
6 HP	71-80	Standard Replacement	2	8 x 5	PC9	\$48	072022
7-1/2 HP Full Shift	77-78	Standard Replacement	3	8-1/4 x 8	PJ11	\$44	012008
8-9-9.2 HP	64-69	Standard Replacement	2	8 x 8	GC55	\$96	072019
9.6-9.9-10 HP	70 Thru	Standard Replacement	2	8-1/4 x 8-1/4	PC12	\$49	072024
		16'-14' Bts. - All Loads, Skis	2	8-1/4 x 8	PC10	\$49	072023
15 HP	74-82	Standard Replacement	3	8-1/8 x 8-1/4	PC20	\$49	072026
20-25 HP	68-78	Standard Replacement	3	8-1/2 x 8-1/2	AMC490	\$110	152002
		Splined Shaft	3	8-1/2 x 10	PR8	\$108	072028
35-45-50-55 HP	66 Thru	Cruisers, Houseboats, Sailboats	3	10-3/8 x 10	AMC308	\$74	072014
		19'-17' Bts. - All Loads, Skis	3	10-3/8 x 11 1/2		\$76	072131
		17'-16' Bts. - All Loads, Skis	3	10-3/8 x 12 1/2		\$76	072132
		16'-14' Bts. - Light Loads	3	10-3/8 x 13 1/2		\$76	072133
		16'-14' Bts. - Light Loads	3	10-3/8 x 14 1/2		\$76	072134
		Light Runabouts - Light Loads	3	10-1/2 x 15		\$76	072124
80 HP	64-69	17'-16' Bts. - All Loads, Skis	3	12-1/8 x 14	PJ50	\$106	012033

Motor & Model	Year	Boat Size & Recommendation	Blds.	Dia. & Pitch	ALUMINUM			STAINLESS STEEL					
					Nearest Yamaha Equiv.	Price	Michigan Part No.	Nearest Yamaha Equiv.	Price	Michigan Part No.			
6 HP	86 Thru	General Usage	3	8-1/2 x 6-1/2	6G1-45947-00-EL	\$58	102001						
8 HP	84 Thru	General Usage	3	8-1/2 x 7-1/2	6G1-45943-00-EL	\$58	102002						
8 HP	76-83	24'-20' Bts. - Sailboats	3	8-1/4 x 6-1/2		SMC12	\$57	012100					
		16'-14' Bts. - All Loads, Skis	3	8-1/4 x 8		PJ11	\$44	012008					
		16'-14' Bts. - Light Loads	3	8-1/4 x 9		SMC18	\$48	012101					
9.9 HP	84 Thru	13'-17' Bts. - Heavy Loads	3	9-1/4 x 8	683-45947-00-EL	\$58	102003						
15 HP	84 Thru	12'-15' Bts. - All Loads	3	9-1/4 x 9	683-45945-00-EL	\$58	102004						
		12'-15' Bts. - All Loads	3	9-1/4 x 10 1/2	683-45943-00-EL	\$58	102005						
15A & W15 HP 20 HP 25 HP	76-83	Houseboats, Sailboats	3	9-1/4 x 7	650-45943-01-36	SMC39	\$59	012102					
	76-78	14'-12' Bts. - Heavy Loads	3	9 x 10	651-45947-00-36	PJ16	\$50	012011					
	77-79	14'-12' Bts. - Light Loads	3	9-1/4 x 11	653-45941-01-36	PJ18	\$50	012013					
		14'-12' Bts. - All Loads, Skis	3	9-1/4 x 12		PJ15	\$50	012010					
25-CV25 HP	80 Thru	18'-16' Bts. - All Loads, Skis	3	9-7/8 x 9	664-45941-01-EL	PM39	\$89	022001					
28 HP	76-78	17'-14' Bts. - All Loads, Skis	3	9-7/8 x 10-1/2	664-45945-00-EL	PM40	\$89	022002					
30-CV30 HP	79 Thru	16'-13' Bts. - Light Loads	3	9-3/8 x 12		PM42	\$89	022003					
Flow-Thru Exhaust													
W40 HP	77-83	20'-18' Bts. - All Loads	3	11-3/4 x 8-3/4		PM62	\$109	022006					
For Non "Thru-Prop" Exhaust													
40-50 HP	84 Thru	22'-19' Bts. - Light Loads	3	12-1/4 x 10		PM530	\$109	032045					
55-60 HP	76-81	19'-17' Bts. - All Loads, Skis	3	12 x 11	663-45947-02-EL	PM527	\$109	032044					
CV 40 - CV 50	91 Thru	18'-15' Bts. - All Loads, Skis	3	11-3/4 x 12	6H5-45952-00-EL	PM524	\$109	032043					
PRO 50	91 Thru	17'-16' Bts. - All Loads, Skis	3	11-1/2 x 13	6H5-45945-00-EL	PM521	\$109	032042					
PRO 60	91 Thru	16'-14' Bts. - Light Loads	3	11-1/4 x 14	663-45958-01-EL	PM518	\$109	032041					
C55	92 Thru	15'-13' Bts. - Light Loads	3	11 x 15	6H5-45943-00-EL	PM515	\$109	032040					
		14'-12' Bts. - Light Loads	3	10-3/4 x 16	663-45949-01-EL	PM513	\$109	032039					
80 HP	1977	24'-20' Bts.	3	13 x 13		PR153	\$119	032090					
		22'-19' Bts. - All Loads	3	13 x 15		PR155	\$119	032091					
		22'-19' Bts. - All Loads, Skis	3	13 x 15		PR155C	\$119	031001					
		22'-19' Bts. - All Loads, Skis	3	13-3/4 x 15					SSM615IIC	\$361	033016		
		19'-17' Bts. - All Loads, Skis	3	13 x 17		PR157	\$119	032092					
		19'-17' Bts. - All Loads, Skis	3	13 x 17		PR157C	\$119	031002					
		19'-17' Bts. - All Loads, Skis	3	13-1/4 x 17					SSM617IIC	\$361	033017		
		18'-15' Bts. - All Loads, Skis	3	13 x 19		PR159	\$119	032093					
		18'-15' Bts. - All Loads, Skis	3	13 x 19		PR159C	\$119	031003					
		17'-16' Bts. - All Loads, Skis	3	13 x 21		PR161	\$119	032094					
17'-16' Bts. - All Loads, Skis	3	13 x 21		PR161C	\$119	031004							
80-90-115	78-83	24'-20' Bts. - All Loads, Skis	3	13-3/4 x 15		PM315C	\$118	031041		SSM615IIC	\$361	033016	
140 HP	78-79	19'-17' Bts. - All Loads, Skis	3	13-1/4 x 17		PM317C	\$118	031042					
		18'-16' Bts. - All Loads, Skis	3	13 x 19		PM319C	\$118	031043					
		18'-15' Bts. - All Loads, Skis	3	12-3/4 x 21		PM321C	\$118	031044					
		16'-14' Bts. - All Loads, Skis	3	12-1/2 x 23		PM323C	\$118	031045					
										SSM617IIC	\$361	033017	
70-90-115-130 HP	84 Thru	24'-20' Bts. - All Loads, Skis	3	13-3/4 x 15	6E5-45947-00-EL	PY315C	\$113	101001		SSY615IIC	\$376	103025	
CV 85	91 Thru	19'-17' Bts. - All Loads, Skis	3	13-1/4 x 17	6E5-45945-00-EL	PY317C	\$113	101003		688-45930-01-98	SSY617IIC	\$376	103026
C85	92 Thru	18'-16' Bts. - All Loads, Skis	3	13 x 19	6E5-45941-00-EL	PY319C	\$113	101005		688-45970-03-98	SSY619IIC	\$376	103027
		18'-15' Bts. - All Loads, Skis	3	12-3/4 x 21	6E5-45943-00-EL	PY321C	\$113	101007		688-45972-02-98	SSY621IIC	\$376	103028
150-200 HP	79-83	Cruisers, Houseboats	3	16 x 11		PM211C	\$137	031021					
175 HP	78-79	Cruisers, Houseboats	3	16 x 13		PM213C	\$137	031022					
V-6		20'-24' Bts. - All Loads, Skis	3	15-1/4 x 15		PM215C	\$137	031023					
		20'-22' Bts. - All Loads, Skis	3	14-1/2 x 15						SSM 245C	\$399	033002-1	
		19'-21' Bts. - All Loads, Skis	3	14-1/2 x 17		PM217C	\$137	031024			SSM 247C	\$399	033003-1
		18'-20' Bts. - All Loads, Skis	3	14 x 19		PM219C	\$137	031025			SSM 249C	\$399	033004-1
		18'-19' Bts. - All Loads, Skis	3	13-3/4 x 21		PM221C	\$137	031026			SSM 251C	\$399	033005-1
		17'-19' Bts. - All Loads, Skis	3	13-1/2 x 23		PM223C	\$137	031027			SSM 253C	\$399	033006-1
V-6 150 HP	84 Thru	20'-22' Bts. - All Loads, Skis	3	15-1/4 x 15	6G5-45941-00-98	PY415C	\$130	101010					
175 HP	84 Thru	19'-21' Bts. - All Loads, Skis	3	14-1/2 x 17	6G5-45947-01-98	PY417C	\$130	101011		6G5-45978-01-98	SSY717C	\$411	103018
200 HP	84 Thru	18'-20' Bts. - All Loads, Skis	3	14 x 19	6G5-45945-01-98	PY419C	\$130	101012		6G5-45974-01-98	SSY719C	\$411	103020
V-6 Special	84-85	18'-20' Bts. - All Loads, Skis	3	14 x 19									
PRO V, EXCEL	86 Thru	18'-19' Bts. - All Loads, Skis	3	13-3/4 x 21	6G5-45943-00-EL	PY421C	\$130	101013		6G5-45972-01-98	SSY721C	\$411	103022
225	89 Thru	17'-19' Bts. - All Loads, Skis	3	13-1/2 x 23	6G5-45949-00-98	PY423C	\$130	101014					
250	90 Thru												

**("Heavy-Duty Special" Hard to Plane Boats)**

Model	Year	Boat Size (MPH)	Mat'l.	Blds.	Dia. & Pitch	Price	Michigan Part No.
V-6 150 HP	84 Thru	32'+ Twin (35-45)	S.S.	3	15 1/4 x 17 (LH)	\$447	103001
175 HP	84 Thru		S.S.	3	15 1/4 x 17 (RH)	\$447	103002
200 HP	84 Thru		S.S.	3	15 x 19 (LH)	\$447	103003
V-6 Special	84-85	28'-24' Twin (40-48)	S.S.	3	15 x 19 (RH)	\$447	103004
PRO V, EXCEL	86 Thru		S.S.	3	14 1/2 x 21 (LH)	\$447	103005
225	89 Thru	24'-22' Twin (45-53)	S.S.	3	14 1/2 x 21 (RH)	\$447	103006
250	90 Thru		S.S.	3			

(Counter-Rotating)

Continued on next page




**edge II™ (High Performance Propellers)**


Model	Year	Boat Speed (MPH)	Nearest Equiv. Part No.	Mat'l.	Blades	Dia. & Pitch	Price	Michigan Part No.
V-6 Outboards	84 Thru	42-52	6E5-45970-10-00	S.S.	3	14 1/4 x 20	\$399	103036
		45-55	6E5-45976-10-00	S.S.	3	14 1/4 x 22	\$399	103038
		50-60	6E5-45972-10-00	S.S.	3	14 1/4 x 24	\$399	103040
		54-66	6E5-45978-10-00	S.S.	3	14 1/4 x 26	\$399	103042
V-6 Special	84 Thru	44-54	6E5-45970-10-00	S.S.	3	14 1/4 x 20	\$399	103036
		52-63	6E5-45976-10-00	S.S.	3	14 1/4 x 22	\$399	103038
		67-68	6E5-45972-10-00	S.S.	3	14 1/4 x 24	\$399	103040
		62-74	6E5-45978-10-00	S.S.	3	14 1/4 x 26	\$399	103042

**High Performance Hole Shot 4-Blade Propellers**

Model	Year	Boat Speed (MPH)	Nearest Equiv. Part No.	Mat'l.	Blades	Dia. & Pitch	Price	Michigan Part No.
V-6 150HP	84 Thru	50-62		S.S.	4	13 3/4 x 22	\$399	103030
175 HP	84 Thru	55-67		S.S.	4	13 3/4 x 24	\$399	103032
200 HP	84 Thru	60-72		S.S.	4	13 3/4 x 26	\$399	103034
V-6 Special	84-85			S.S.	4			
PRO V, EXCEL	86 Thru							
225	89 Thru							
250	90 Thru							



Yamaha 9.9-15 HP  
Aluminum




Yamaha 40-50 HP  
Aluminum




Yamaha Edge II  
High Performance Stainless Steel



Yamaha V-6  
Stainless Steel



Yamaha 70-140 HP  
Stainless Steel



Yamaha 4 Blade  
Stainless Steel

**MISCELLANEOUS**

Motor & Model	Year	Boat Size & Recommendation	Blds.	Dia. & Pitch	Price	Michigan Part No.
<b>McCulloch, Scott, Aero</b>						
3 1/2 - 4 HP	46-73	Standard Replacement	2	7 3/8 x 6	SA10 \$72	152030
12 - 14.1 HP	60-73	Standard Replacement	3	8 1/4 x 8 1/2	AMC535(LH) \$89	152003
<b>CLINTON</b>						
7.5,9,9.9 HP Full Shift	73-78	PJ11	3	8 1/4 x 8	Al. \$44	012008
<b>ELGIN</b>						
5-5 1/2-6 HP	47-55	G40(LH)2	2	7 1/2 x 7 1/2	Al. \$76	152015
5 1/2 HP	56-59	GC54	2	7 1/2 x 7	Al. \$96	072018
7 1/2 HP	49-55	G50(LH)2	2	7 1/2 x 8 1/2	Al. \$81	152017
7 1/2 HP	56-59	GC55	2	8 x 8	Al. \$96	072019
<b>WESTBEND-WIZARD (CHRYSLER)</b>						
5-5 1/2-6 HP	47-48	G40(LH)	2	7 1/2 x 7 1/2	Al. \$76	152015
7 1/2-8 HP	49-55	G50(LH)	2	7 1/2 x 8 1/2	Al. \$81	152017

Motor-Model-Ratio	Year	Boat Size & Speed (MPH)	OMC Equiv.	Mat'l.	Blds.	Dia. & Pitch	Price	Michigan Part No.
2.3 Litre (120 HP) 400 1.71:1		Workboat (6-16)	382761	PJ87	Alum.	3 14 x 11	\$105	012047
2.5 Litre (120 HP) 400 (In Line 4) 1.71:1	78-84	Houseboats, Lt. Cruisers (14-26)	391668	PJ88C	Alum.	3 14 x 13	\$105	011001
3.0 Litre (140 HP) 400 1.71:1			391198	PJ89C	Alum.	3 13-3/4 x 15	\$105	011002
3.0 Litre (140 HP) 400 (In Line 4) 1.71:1	78-84	22'-19' (24-37)	389949	SST II®	S.S.	3 13-3/4 x 15	\$340	013028
2.3 Litre (128 HP) Cobra (In Line 4) 2.01	88 Thru	22'-19' (24-37)	391199	PJ90C	Alum.	3 13-1/4 x 17	\$105	011003
2.5 Litre (120 HP) Cobra (In Line 4) 1.71:1	85-87	20'-17' (30-405)	389948	SST II®	S.S.	3 13-3/8 x 17	\$340	013030
3.0 Litre (140 HP) Cobra (In Line 4) 1.71:1	85-87	20'-17' (30-45)	390896	PJ91C	Alum.	3 13 x 19	\$105	011004
3.0 Litre (130 HP) Cobra (In Line 4) 1.86:1	88-89	19'-16' (36-50)	389510	SST II®	S.S.	3 13 x 19	\$340	013033
		19'-16' (38-50)	389788	PJ83C	Alum.	3 13 x 21	\$105	011005
		18'-15' (41-53)	389512	SST II®	S.S.	3 13 x 21	\$340	013034
		18'-15' (42-55)	394758	Raker™	S.S.	3 13 1/4 x 17	\$369	013027
		High Perf. (44-52)	394759	Raker™	S.S.	3 13 1/4 x 19	\$369	013029
		High Perf. (48-58)	394760	Raker™	S.S.	3 13 1/4 x 21	\$369	013031
		High Perf. (54-65)						

OMC COBRA™ /MODEL 800

Motor-Model-Ratio	Year	Boat Size & Speed (MPH)	RH	LH*	Mat'l.	Blds.	Dia. & Pitch	Price	RH	LH*
			OMC Equiv.	OMC Equiv.					Part No.	Part No.
3.0 Litre (130-150 HP) Cobra 1.86:1	90 Thru	Non-Plane Hvy. Cruisers			PJ199C	Alum.	3 15-1/2 x 10	\$180	011015	
3.8 Litre (185-170HP) 800 V-6 1.77:1	80-84	Non-Plane Hvy. Cruisers	387158		PJ200	Alum.	3 15-1/2 x 13	\$125	012059	
5.0 Litre (185HP) 1.59:1	89 Thru	Non-Plane Hvy. Cruisers	391536		PJ200C	Alum.	3 15-1/2 x 13	\$125	011016	
5.0 Litre (200HP) 800 V-8 1.50:1	80-84		391535		PJ201C	Alum.	3 15-1/2 x 15	\$125	011006	
5.0 Litre H.O. (200HP) 1.59:1	89 Thru	26'-22' (22-32)	174926	174927	SST II®	S.S.	3 15 x 15	\$369	013052	013051
5.0 Litre (230HP) 800 V-8 1.50:1	80-84	24'-19' (28-35)	391200		PJ 202C	Alum.	3 15 x 17	\$125	011007	
5.8 Litre (235HP) Cobra V-8 1.41:1	89 Thru	24'-18' (30-39)	391290	431930	SST II®	S.S.	3 15 x 17	\$369	013044	013043
4.3 Litre (175HP) Cobra V-6 1.68:1	85 Thru	24'-18' (30-39)	391290		PJ203C	Alum.	3 14-1/2 x 19	\$125	011008	
4.3 Litre (205HP) Cobra V-6 1.68:1	85 Thru	20'-17' (36-44)	391201		PJ203C	Alum.	3 14-1/2 x 19	\$369	013046	013045
5.0 Litre (200HP) Cobra V-8 1.50:1	88	20'-17' (36-44)	389924	390821	SST II®	S.S.	3 14-1/2 x 19	\$369	013046	013045
5.0 Litre (230HP) Cobra V-8 1.50:1	85-88	19'-16' (40-49)	391202		PJ204C	Alum.	3 14-1/4 x 21	\$125	011009	
(All Thru-Hub Exhaust)Thrust Washer 333592		19'-16' (40-49)	389923	390822	SST II®	S.S.	3 14-1/4 x 21	\$369	013048	013047
		20'-15' (45-56)	391203		PJ205C	Alum.	3 14-1/4 x 23	\$125	011010	
		20'-15' (45-56)	389019	390823	SST II®	S.S.	3 14-1/4 x 23	\$369	013050	013049
High-Performance.....		45-57 MPH	394753	398502	Raker™	S.S.	3 14 1/4 x 20	\$399	013054	013055
Propellers		48-62 MPH	394754	398503	Raker™	S.S.	3 14 1/4 x 22	\$399	013056	013057
		52-66 MPH	394755	398504	Raker™	S.S.	3 14 1/4 x 24	\$399	013058	013059
		65+ MPH	394756	398505	Raker™	S.S.	3 14 1/4 x 26	\$399	013060	013061
3.8 Litre (170HP) 800 V-6 1.77:1	80-84	Heavy Cruisers (22-30)	391536		PJ200C	Alum.	3 15-1/2 x 13	\$125	011016	
3.8 Litre (185HP) 800 V-6 1.77:1	80-84	28'-24' (26-36)	391535		PJ201C	Alum.	3 15-1/2 x 15	\$125	011006	
5.0 Litre (185HP) 1.59:1	89 Thru		174926	174927	SST II®	S.S.	3 15 x 15	\$369	013052	013051
5.0 Litre (200HP) 800 V-8 1.50:1	80-84	27'-20' (32-38)	391200		PJ202C	Alum.	3 15 x 17	\$125	011007	
5.0 Litre (230HP) 800 V-8 1.50:1	89 Thru	27'-20' (34-44)	391290	431930	SST II®	S.S.	3 15 x 17	\$369	013044	013043
5.8 Litre (235HP) 1.41:1	80-84	27'-20' (34-44)	391290		PJ203C	Alum.	3 14-1/2 x 19	\$125	011008	
4.3 Litre (175HP) Cobra V-6 1.68:1	89 Thru	22'-17' (39-50)	391201		PJ203C	Alum.	3 14-1/2 x 19	\$369	013046	013045
4.3 Litre (205HP) Cobra V-6 1.68:1	85 Thru	22'-17' (39-50)	389924	390821	SST II®	S.S.	3 14-1/2 x 19	\$369	013046	013045
5.0 Litre (200HP) Cobra V-8 1.50:1	85 Thru	20'-16' (44-57)	391202		PJ204C	Alum.	3 14-1/4 x 21	\$125	011009	
5.0 Litre (230HP) Cobra V-8 1.50:1	88	20'-16' (44-57)	389923	390822	SST II®	S.S.	3 14-1/4 x 21	\$369	013048	013047
Thru Hub Exhaust	85 Thru	High Perf. (48-62)	391203		PJ205C	Alum.	3 14-1/4 x 23	\$125	011010	
		High Perf. (48-62)	389019	390823	SST II®	S.S.	3 14-1/4 x 23	\$369	013050	013049
High-Performance.....		45-57 MPH	394753	398502	Raker™	S.S.	3 14 1/4 x 20	\$399	013054	013055
Propellers		48-62 MPH	394754	398503	Raker™	S.S.	3 14 1/4 x 22	\$399	013056	013057
		52-66 MPH	394755	398504	Raker™	S.S.	3 14 1/4 x 24	\$399	013058	013059
		65+ MPH	394756	398505	Raker™	S.S.	3 14 1/4 x 26	\$399	013060	013061
5.7 Litre (260 HP) 800 V-8 1.41:1	78-84	Heavy Cruisers (25-32)	391536		PJ200C	Alum.	3 15-1/2 x 13	\$125	011016	
5.7-5.8 Litre (240-285 HP) Cobra V-8	85 Thru	28'-22' (30-37)	391535		PJ201C	Alum.	3 15-1/2 x 15	\$125	011006	
5.7 Litre (270 HP) King Cobra 1.41:1	88 Thru	26'-19' (33-39)	174926	174927	SST II®	S.S.	3 15 x 15	\$369	013052	013051
7.5 Litre (335-340 HP) King Cobra	87-90	26'-19' (35-46)	391200		PJ202C	Alum.	3 15 x 17	\$125	011007	
7.4 Litre (370 HP) King Cobra	90 Thru	26'-19' (35-46)	391290	431930	SST II®	S.S.	3 15 x 17	\$369	013044	013043
7.4 Litre (330 HP) King Cobra	92 Thru	24'-18' (40-52)	391201		PJ203C	Alum.	3 14-1/2 x 19	\$125	011008	
8.2 Litre (420 HP) King Cobra	92 Thru	24'-18' (40-52)	389924	390821	SST II®	S.S.	3 14-1/2 x 19	\$369	013046	013045
		22'-17' (46-60)	391202		PJ204C	Alum.	3 14-1/4 x 21	\$125	011009	
		22'-17' (46-60)	389923	390822	SST II®	S.S.	3 14-1/4 x 21	\$369	013048	013047
		High Perf. (51-66)	391203		PJ205C	Alum.	3 14-1/4 x 23	\$125	011010	
		High Perf. (51-66)	389019	390823	SST II®	S.S.	3 14-1/4 x 23	\$369	013050	013049
High-Performance.....		45-57 MPH	394753	398502	Raker™	S.S.	3 14 1/4 x 20	\$399	013054	013055
Propellers		48-62 MPH	394754	398503	Raker™	S.S.	3 14 1/4 x 22	\$399	013056	013057
		52-66 MPH	394755	398504	Raker™	S.S.	3 14 1/4 x 24	\$399	013058	013059
		65+ MPH	394756	398505	Raker™	S.S.	3 14 1/4 x 26	\$399	013060	013061
"Heavy-Duty Special"		32' + Twin (38-47)			SSO817C	S.S.	3 15-1/4 x 17	\$440	013015	013019
Hard to Plane Boats		28'-24' Single (38-47)			SSO817C	S.S.	3 15-1/4 x 17	\$440	013015	
Thru Hub Exhaust		28'-24' Twin (44-53)			SSO819C	S.S.	3 15 x 19	\$440	013016	013021
		24'-22' Single (44-53)			SSO819C	S.S.	3 15 x 19	\$440	013016	
		28'-24' Twin (50-58)			SSO821C	S.S.	3 14-1/2 x 21	\$440	013017	013023
		22'-20' Single (50-58)			SSO821C	S.S.	3 14-1/2 x 21	\$440	013017	


\* For Twin Engine Installations, Increase pitch 4".

Motor-Model-Ratio	Year	Boat Size & Speed (MPH)	RH OMC Equiv.	LH* OMC Equiv.	Mat'l.	Blds. Dia. & Pitch	Price	RH Part No.	LH* Part No.
2.0 Litre 140 HP (V-4) 2.25:1	89 Thru	Barges, Houseboats(10-25)	391536		PJ200C Alum.	3 15-1/2 x 13	\$125	011016	
2.5 Litre 150 HP (V-6) 1.86:1	82-87	36'-32' Twin(24-34)	391535		PJ201C Alum.	3 15-1/2 x 15	\$125	011006	
2.6 Litre 205 HP (V-6) 1.86:1	82-87	36'-32' Twin(27-36)	174926	174927 SST II®	S.S.	3 15 x 15	\$369	013052	013051
2.6 Litre 190 HP (V-6) 1.86:1	87 Thru	27'-24' Single(30-40)	391200		PJ202C Alum.	3 15 x 17	\$125	011007	
2.7 Litre 225 HP (V-6) 1.86:1	87 Thru	33'-30' Twin(30-40)	391290	431930 SST II®	S.S.	3 15 x 17	\$369	013044	013043
3.0 Litre 225 HP (V-6) 1.86:1	89 Thru	24'-21' Single(36-47)	391201		PJ203C Alum.	3 14-1/2 x 19	\$125	011008	
3.6 Litre 275 HP (V-8) 1.77:1	87 Thru	30'-27' Twin(36-47)	389924	390821 SST II®	S.S.	3 14-1/2 x 19	\$369	013046	013045
4.0 Litre 300 HP (V-8)	89 Thru	22'-18' Single(42-54)	391202		PJ204C Alum.	3 14-1/4 x 21	\$125	011009	
		28'-25' Twin(42-54)	389923	390822 SST II®	S.S.	3 14-1/4 x 21	\$369	013048	013047
		25'-23' Twin(50-62)	391203		PJ205C Alum.	3 14-1/4 x 23	\$125	011010	
		25'-23' Twin(50-62)	389019	390823 SST II®	S.S.	3 14-1/4 x 23	\$369	013050	013049
<b>"Heavy-Duty Special Applications"</b>		32' + Twin(35-45)			SSO817C S.S.	3 15-1/4 x 17(RH)	\$440	013015	
<b>(Hard to Plane Boats)</b>					S.S.	3 15-1/4 x 17(LH)	\$440		013019
2.0 Litre 140 HP (V-4) 2.25:1	89 Thru	28'-24' Single(35-45)			SSO817C S.S.	3 15-1/4 x 17(RH)	\$440	013015	
2.5 Litre 150 HP (V-6) 1.86:1	82-87	28'-24' Twin(40-48)			SSO819C S.S.	3 15 x 19(RH)	\$440	013016	
2.6 Litre 205 HP (V-6) 1.86:1	82-87				S.S.	3 15 x 19(LH)	\$440		013021
2.6 Litre 190 HP (V-6) 1.86:1	87 Thru	24'-22' Single(40-48)			SSO819C S.S.	3 15 x 19(RH)	\$440	013016	
2.7 Litre 225 HP (V-6) 1.86:1	87 Thru	24'-22' Twin(45-53)			SSO821C S.S.	3 14-1/2 x 21(RH)	\$440	013017	
3.0 Litre 225 HP (V-6) 1.86:1	89 Thru				S.S.	3 14-1/2 x 21(LH)	\$440		013023
3.6 Litre 275 HP (V-8) 1.77:1	87 Thru				SSO821C S.S.	3 14-1/2 x 21	\$440	013017	
4.0 Litre 300 HP (V-8)		22'-20' Single(45-53)							
1.6 Litre 115 HP (V-4) 2:1	82 Thru	Barges, Houseboats(1-18)	382761		PJ87 Alum.	3 14 x 11	\$105	012047	
1.8 Litre 140 HP (V-4) 2:1	87 Thru	26'+(14-28)	391668		PJ88C Alum.	3 14 x 13	\$105	011001	
		26'-22'(24-26)	391198		PJ89C Alum.	3 13-3/4 x 15	\$105	011002	
		26'-22'(24-36)	389949	SST II®	S.S.	3 13-3/4 x 15	\$340	013028	
		22'-19'(30-42)	391199		PJ90C Alum.	3 13-1/4 x 17	\$105	011003	
		22'-19'(30-40)	389948	SST II®	S.S.	3 13-3/8 x 17	\$340	013030	
		20'-17'(38-50)	390896		PJ91C Alum.	3 13 x 19	\$105	011004	
		20'-17'(38-50)	389510	SST II®	S.S.	3 13 x 19	\$340	013033	
		18'-15'(44-56)	389788		PJ83C Alum.	3 13 x 21	\$105	011005	
		18'-15'(44-56)	389512	SST II®	S.S.	3 13 x 21	\$340	013034	
		High Perf. (30-42)	394758	Raker™	S.S.	3 13 1/4 x 17	\$369	013027	
		High Perf. (38-50)	394759	Raker™	S.S.	3 13 1/4 x 19	\$369	013029	
		High Perf. (44-56)	394760	Raker™	S.S.	3 13 1/4 x 21	\$369	013031	


\* For Twin Engine Installation, Increase Pitch 4".




OMC Cobra/Sea Drive Aluminum




6 Gun Composite Propeller see page 23



OMC Cobra/Sea Drive Stainless Steel RH & LH Equivalent to SST II®



OMC Cobra/Sea Drive High Performance Stainless Steel Equivalent to OMC Raker™



OMC Cobra/Sea Drive Model 400 Aluminum

## OMC SAILDRIVE

Right Hand Part No.	Dia. & Pitch	Blds.	Metal	Price	Michigan Part No.
PJ41	10-1/2 x 10	3	Alum.	\$57	012027

## OUTBOARD MARINE (OMC) MODEL 14 LARGE GEAR CASE ('67-'77)

HP Range: 120 to 245. Recom.(For twin installations increase pitch 2")						
Right Hand Part No.	OMC Equiv. No. (RH Only)	Dia. & Pitch	Blds.	Metal	Price	Michigan Part No.
PR115	382676	14 x 11	3	Alum.	\$152	012089
PR118	382017	14 x 12	3	Alum.	\$152	012090
PR120	381185	14 x 14	3	Alum.	\$152	012091
PR122	381186	14 x 16	3	Alum.	\$152	012092
PR124	381187	14 x 18	3	Alum.	\$152	012093
PR126	383287	14 x 20	3	Alum.	\$152	012094

## OUTBOARD MARINE (OMC) 80-90 HP 2 CYCLE ('68) SMALL GEARCASE; MARINE DRIVE SYSTEMS/RANGER

HP Range: 80 to 120. Recom.(For twin installations increase pitch 2")							
Approx. HP	Boat Length						
	Thru 17'	18'-21'	22'-25'	Houseboats, Barges			
80-90 HP	10 x 11	10-1/4 x 10	10-1/4 x 10	10-1/4 x 10			
110-120 HP	10 x 12	10 x 11	10 x 11	10-1/4 x 10			
	OMC Equiv. No.	Dia. & Pitch	Blds.	Metal	Price	Numeric	
	PJ75	378040	10-1/4 x 10	3	Alum.	\$77	012043
	PJ76	377978	10 x 11	3	Alum.	\$77	012044
	PJ77	378039	10 x 12	3	Alum.	\$77	012045
	PJ78	593437	9-1/2 x 10	3	Alum.	\$77	012046
	*PJ73	381446	10 x 11	3	Alum.	\$77	012041
	*PJ74	379260	10 x 9-1/4	3	Alum.	\$77	012042

\* Small Hub Prop - uses special small nut - Part No. 302001 - \$14.00

# MERCUISER ALPHA ONE™ / MERCUISER™ STERNDRIVE (BLACK MAX SERIES PROPS) (1983 THRU)

Motor-Model-Ratio	Year	Boat Size & Speed (MPH)	Nearest Merc Equiv.	Mat'l.	Blds.	Dia. & Pitch	Price	Michigan Part No.
2.5 L (120 HP) Alpha One 1.98:1	86-89	Non-Plane Hvy. Cruisers	48-78112A40	PM211C Alum.	3	16 x 11	\$137	031021
3.0 L (125-140 HP) Alpha One 1.98:1	86 Thru	Non-Plane Hvy. Cruisers	48-78114A40	PM213C Alum.	3	16 x 13	\$137	031022
3.0 LX (145 HP) Alpha One 1.98:1	90 Thru	21'-26' (17-28)	48-16438A40	Alum.	3	16 x 14	\$137	031050
3.7 L (165-170 HP) Alpha One 1.84:1	86-89	21'-26' (18-31)	48-16312A4	SSM245C S.S.	3	14 1/2 x 15	\$399	033002-1
3.7 LX (180-190 HP) Alpha One 1.84:1	86-89	21'-26' (18-31)	48-78116A40	PM215C Alum.	3	15 1/4 x 15	\$137	031023
120 (120 HP) Mercruiser 1.98:1	83-85	19'-23' (26-34)	48-16440A40	Alum.	3	16 x 16	\$137	031051
140 (140 HP) Mercruiser 1.98:1	83-85	19'-23' (26-34)	48-16440A40	Alum.	3	16 x 16	\$137	031051
170 (170 HP) Mercruiser 1.84:1	1985	19'-23' (27-37)	48-16314A4	SSM247C S.S.	3	14 1/2 x 17	\$399	033003-1
185 (185 HP) Mercruiser 1.84:1	1985	19'-23' (27-37)	48-78118A40	PM217C Alum.	3	14 1/2 x 17	\$137	031024
190 (190 HP) Mercruiser 1.84:1	1985	17'-21' (32-39)	48-11324A40	Alum.	3	15 1/2 x 18	\$137	031052
470 (170 HP) Mercruiser 1.65:1/1.84:1	83-84	17'-21' (33-42)	48-16316A4	SSM249C S.S.	3	14 x 19	\$399	033004-1
488 (188 HP) Mercruiser 1.65:1/1.84:1	83-84	17'-21' (33-42)	48-78120A40	PM219C Alum.	3	14 x 19	\$137	031025
		Up to 19' (37-46)	48-16318A4	SSM251C S.S.	3	13 3/4 x 21	\$399	033005-1
		Up to 19' (37-46)	48-78122A40	PM221C Alum.	3	13 3/4 x 21	\$137	031026
		Up to 18' (40-50)	48-16320A4	SSM253C S.S.	3	13 1/2 x 23	\$399	033006-1
		Up to 18' (40-50)	48-78124A40	PM223C Alum.	3	13 1/2 x 23	\$137	031027
4.3 L (175-185 HP) Alpha One 1.84:1	86 Thru	Non-Plane Hvy. Cruisers	48-78112A40	PM211C Alum.	3	16 x 11	\$137	031021
4.3 LX (205 HP) Alpha One 1.84:1	86 Thru	Houseboats (8-26)	48-78114A40	PM213C Alum.	3	16 x 13	\$137	031022
5.0 L (200 HP) Alpha One 1.65:1	86 Thru	23'-27' (18-31)	48-16438A40	Alum.	3	16 x 14	\$137	031050
5.0 LX (230 HP) Alpha One 1.5:1	86 Thru	23'-28' (19-38)	48-16312A4	SSM245C S.S.	3	14 1/2 x 15	\$399	033002-1
205 (205 HP) Mercruiser 1.65:1	1985	23'-28' (19-38)	48-78116A40	PM215C Alum.	3	15 1/4 x 15	\$137	031023
200 (200 HP) Mercruiser 1.65:1	1985	22'-26' (26-35)	48-16440A40	Alum.	3	16 x 16	\$137	031051
230 (230 HP) Mercruiser 1.50:1	1985	21'-26' (29-45)	48-16314A4	SSM247C S.S.	3	14 1/2 x 17	\$399	033003-1
898 (198 HP) Mercruiser 1.50:1	83-84	21'-26' (29-45)	48-78118A40	PM217C Alum.	3	14 1/2 x 17	\$137	031024
228 (228 HP) Mercruiser 1.50:1	83-84	21'-26' (29-45)	48-78118A40	Alum.	3	15 1/2 x 18	\$137	031052
5.7 L (260 HP) Alpha One 1.5:1	86 Thru	21'-25' (34-42)	48-11324A40	Alum.	3	15 1/2 x 18	\$137	031052
260 (260 HP) Mercruiser 1.32:1/1.50:1	83-85	19'-25' (35-49)	48-16316A4	SSM249C S.S.	3	14 x 19	\$399	033004-1
350 Magnum (270 HP) Alpha One 1.5:1	87 Thru	19'-25' (35-49)	48-78120A40	PM219C Alum.	3	14 x 19	\$137	031025
454 Magnum (330 HP) Alpha One 1.32:1	1987	17'-23' (41-56)	48-16318A4	SSM251C S.S.	3	13 3/4 x 21	\$399	033005-1
		17'-23' (41-56)	48-78122A40	PM221C Alum.	3	13 3/4 x 21	\$137	031026
		Up to 20' (47-62)	48-16320A4	SSM253C S.S.	3	13 1/2 x 23	\$399	033006-1
		Up to 20' (47-62)	48-78124A40	PM223C Alum.	3	13 1/2 x 23	\$137	031027
		47-55 MPH	48-16546A41 Laser II™	Edge II S.S.	3	14 1/4 x 20	\$399	033060
		49-63 MPH	48-16548A41 Laser II™	Edge II S.S.	3	14 1/4 x 22	\$399	033062
		56-65 MPH	48-16550A41 Laser II™	Edge II S.S.	3	14 1/4 x 24	\$399	033064
		58-75 MPH	48-16552A41 Laser II™	Edge II S.S.	3	14 1/4 x 26	\$399	033066
			48-16545A41 Laser II™ (LH)	Edge II S.S.	3	14 1/4 x 20 (LH)	\$399	033061
			48-16547A41 Laser II™ (LH)	Edge II S.S.	3	14 1/4 x 22 (LH)	\$399	033063
			48-16549A41 Laser II™ (LH)	Edge II S.S.	3	14 1/4 x 24 (LH)	\$399	033065
			48-19709A40 Laser II™ (LH)	Edge II S.S.	3	14 1/4 x 26 (LH)	\$399	033067
V-8 Thru 365 HP	83 Thru	30'+ (40-45)		SSM272C S.S.	3	15 1/4 x 17(RH)	\$458	033020-1
Twin Engine		25'-30' (44-48)		S.S.	3	15 1/4 x 17(LH)	\$458	033023-1
(365 HP Max.)				SSM292C S.S.	3	15 x 19(RH)	\$458	033021-1
				S.S.	3	15 x 19(LH)	\$458	033025-1
		22'-25' (48-55)		SSM312C S.S.	3	14 1/2 x 21(RH)	\$458	033022-1
				S.S.	3	14 1/2 x 21(LH)	\$458	033027-1

\*CAUTION: Standard Trim Tab is 31640A1; standard thrust washer 13171. Mercruiser I props (1982 and before) on this stern drive require thrust washer 56292A1. NOTE: (For twin engines increase pitch 4".)

# MERCUISER BRAVO ONE™ / MAGNUM SERIES STERNDRIVE

**High-Performance Propellers**

Motor-Model	Year	Boat Size & Speed (MPH)	Nearest Merc Equiv.	Mat'l.	Blds.	Dia. & Pitch	Price	Michigan Part No.
350 Magnum*	87 Thru	22'-25' Bts.-All Loads, Skis	48-13700A41 Mirage™	S.S.	3	15-1/4 x 19	\$459	033030
Rubber Hub Insert Thru 370 HP		21'-23' Bts.-All Loads, Skis	48-13702A41 Mirage™	S.S.	3	14-3/4 x 21	\$459	033032
		Up to 22' Bts.-All Loads, Skis	48-13704A41 Mirage™	S.S.	3	14-5/8 x 23	\$459	033034
		Up to 22' Bts.-Light Loads	48-13706A41 Mirage™	S.S.	3	14-1/2 x 25	\$459	033036
7.4 Litre Bravo One	88 Thru	26'-30' Bts.-All Loads	48-13700A41 Mirage™	S.S.	3	15-1/4 x 19	\$459	033030
454 Magnum (Alpha One Drive)*	1987	24'-28' Bts.-All Loads, Skis	48-13702A41 Mirage™	S.S.	3	14-3/4 x 21	\$459	033032
454 Magnum & 454 EFI	88 Thru	23'-26' Bts.-All Loads, Skis	48-13704A41 Mirage™	S.S.	3	14-5/8 x 23	\$459	033034
Rubber Hub Insert Thru 370 HP		20'-24' Bts.-All Loads, Skis	48-13706A41 Mirage™	S.S.	3	14-1/2 x 25	\$459	033036
502 Magnum	90 Thru	27'-33' Bts.-All Loads, Skis	48-13242A5 Mirage™	S.S.	3	15-1/4 x 19	\$476	033052
502 EFI	93 Thru	25'-29' Bts.-All Loads, Skis	48-13244A5 Mirage™	S.S.	3	14-3/4 x 21	\$476	033054
Solid Hub Propellers, 370 HP and Above		24'-27' Bts.-All Loads, Skis	48-13246A5 Mirage™	S.S.	3	14-5/8 x 23	\$476	033056
		21'-25' Bts.-All Loads, Skis	48-13248A5 Mirage™	S.S.	3	14-1/2 x 25	\$476	033058
Counter-Rotating (LH) Propellers			48-13701A41 Mirage™	S.S.	3	15-1/4 x 19	\$459	033029
Rubber Hub Insert Thru 370 HP			48-13703A41 Mirage™	S.S.	3	14-3/4 x 21	\$459	033031
			48-13705A41 Mirage™	S.S.	3	14-5/8 x 23	\$459	033033
			48-13707A41 Mirage™	S.S.	3	14-1/2 x 25	\$459	033035
Counter-Rotating (LH) Propellers			48-13241A5 Mirage™	S.S.	3	15-1/4 x 19	\$476	033051
Solid Hub, 370 HP and Above			48-13243A5 Mirage™	S.S.	3	14-3/4 x 21	\$476	033053
			48-13245A5 Mirage™	S.S.	3	14-5/8 x 23	\$476	033055
			48-13247A5 Mirage™	S.S.	3	14-1/2 x 25	\$476	033057

\* These Propellers require the use of anodic plate (76214) in place of the standard trim tab. NOTE: All recommendations are based on single engine boats. For dual engines, add 4" in pitch.

Mercruiser™, Alpha One™, Bravo One™, Mirage™, Laser II™ are trademarks of the Brunswick Corporation.




# VOLVO-PENTA AQUAMATIC 200, 250, 270, 275, 280, 290, SP


# STERNDRIVE

HP Range: 110 to 290. (For twin installations increase pitch 2")


Approx. HP	Drive Ratio	Thru 17'	Boat Length		Houseboats, Barges	
			18'-21'	22'-25'		
110-145 HP	1.35:1	14 x 15	14 x 12			
	1.62:1	14 x 17	14 x 15	14 x 15	15 x 11	
	2.15:1	14 x 19	14 x 17	14 x 17	15 x 13	
150-185 HP	1.35:1	14 x 17	14 x 17	15 x 13	15 x 11	
	1.61:1	14 x 21	14 x 21	15 x 17	15 x 15	
	1.89:1	14 x 19	14 x 19	15 x 15	15 x 13	
190-225 HP	1.35:1	14 x 21	15 x 19	15 x 17		
	1.61:1	14-3/8 x 23	16 x 17	16 x 17	16 x 13	
230-260 HP	1.61:1	14 x 23	14 x 23	15 x 21		
290 HP	1.61:1	14 x 23	14 x 23	14 x 21		
LH Rot. Part No.	Volvo Equiv.	RH Rot. Part No.	Volvo Equiv.	Dia & Pitch	Blds. Mt'l.	Price
Long Hub Propellers						
**t082001	854285-4	**t082002	854286-2	14 x 17	3 Al.	\$138
		**t084006		14 x 17	3 S.S.	\$368
**t082003	854288-8	**t082004	854289-6	14 x 19	3 Al.	\$138
		**t084008		14 x 19	3 S.S.	\$368
**t082009	851138-8	**t082010	851139-6	14 x 21	3 Al.	\$138
**t082011	851124-8	**t082012	851125-5	15 x 17	3 Al.	\$139
**t082013	850864-0	**t082014	850865-7	15 x 19	3 Al.	\$139
**t082015	850866-5	**t082016	850867-3	15 x 21	3 Al.	\$139
** 082089	851035-6	** 082088	851036-4	16 x 13	3 Al.	\$140
** 082091	851037-2	** 082090	851038-0	16 x 15	3 Al.	\$140
** 082093	851039-8	** 082092	851040-6	16 x 17	3 Al.	\$140
tSSV171C	** 083001 852086-8	tSSV172C	** 083002 852155-1	15 1/4 x 17	3 S.S.	\$372
tSSV191C	** 083003 852085-0	tSSV192C	** 083004 852138-7	15 x 19	3 S.S.	\$372
tSSV211C	** 083005 852087-6	tSSV212C	** 083006 852137-9	14 1/2 x 21	3 S.S.	\$372
Standard Hub Propellers						
SMC556	*082081 813282-1	SMC566	*082080 813283-9	14 x 12	3 Al.	\$134
SMC570	*082083 813286-2	SMC530	*082082 813287-0	14 x 14	3 Al.	\$134
SMC338	*082025 814626-8	SMC339	*082026 814631-8	14 x 15	3 Al.	\$135
SMC342	*082027 814627-6	SMC343	*082028 814632-6	14 x 17	3 Al.	\$135
SMC346	*082031 854147-6	SMC347	*082032 854146-8	14 x 19	3 Al.	\$135
SMC348	*082033 814629-2	SMC349	*082034 814634-2	14 x 21	3 Al.	\$135
SMC350	*082053 839569-1	SMC351	*082036 839570-9	14 x 23	3 Al.	\$135
PR248	*082061	PR250	*082062	14 3/8 x 23	3 Al.	\$135
PR256	*082063			14 3/8 x 25	3 Al.	\$135
SMC592	*082085 813296-1	SMC582	*082084 814297-9	15 x 11	3 Al.	\$135
SMC606	*082087 813316-7	SMC604	*082086 813317-5	15 x 13	3 Al.	\$135
SMC340	*082059 814611-0	SMC341	*082060 814615-1	15 x 15	3 Al.	\$135
SMC344	*082029 854149-2	SMC345	*082030 854148-4	15 x 17	3 Al.	\$135
SMC293	*082021	SMC292	*082022	15 x 19	3 Al.	\$135
SMC295	*082023	SMC294	*082024	15 x 21	3 Al.	\$135
PR397	*082069	PR396	*082068	16 x 13	3 Al.	\$135
PR409	*082075	PR408	*082074	16 x 19	3 Al.	\$135
PR413	*082077			16 x 21	3 Al.	\$135
PR417	*082079	PR416	*082078	16 x 23	3 Al.	\$135




Volvo Standard Hub Aluminum 082031



Volvo Wide Hub Aluminum 082091



Volvo Long Hub Aluminum 082014



Volvo Aluminum 082001

NOTE: Bushings for above alum. props suggested for max. 240 HP unless marked with a t.

\*Standard Hub propeller installations from outdrive serial #PZ2877179, require a propeller cone #850785-7, spacer ring #851261-8, washer #850888-9 and allen bolt #850889-7 (prior serial number outdrives require an additional washer #897367-9). Standard Hub propellers are not for use with V-6 or diesel engines.

\*\* Long Hub propellers for use with model "275," "280," and "290" outdrives only. Long Hub propellers are for use with "275", "280", and "290" outdrives and late production "270" outdrives which have drilled propeller shaft. LONG HUB and STAINLESS STEEL propeller installations require a propeller cone #850785-7, washer #850888-9 and allen bolt #850889-7.

Attaching hardware available thru Michigan Distributors or Volvo Distributors. Note: Michigan Part No. 082001 and 082002 are Long Hub, Volvo Equiv. is Short Hub.

For SSV Series: 1. Designed for boats with power to weight ratios of 12:1 and below. 2. Boats must have power trim. 3. Anti-cavitation plate height 1" above boat bottom. 4. Blades cambered must run in ventilated condition. 5. Use 2" less pitch if current aluminum prop is cupped, 3" less if uncupped.

Motor & Model	Year	Boat Size & Recommendation	Blids.	Dia. & Pitch	Nearest Yamaha Equiv.	ALUMINUM			STAINLESS STEEL		
						Price	Michigan Part No.	Nearest Yamaha Equiv.	Price	Michigan Part No.	
3.0 L (130 HP) EST/PSR	89 Thru	21'-26' Bts. (18-31)	3	15-1/4 x 15	6G5-45941-00-98	PY415C	\$130	101010			
		19'-23' Bts. (27-37)	3	14-1/2 x 17	6G5-45947-01-98	PY417C	\$130	101011	6G5-45978-01-98	SSY717C	\$411 103018
4.3 L (205 HP) EST/YEMS/PSR	89 Thru	17'-21' Bts. (33-42)	3	14 x 19	6G5-45945-01-98	PY419C	\$130	101012	6G5-45974-01-98	SSY719C	\$411 103020
		Up to 19' (37-46)	3	13-3/4 x 21	6G5-45943-00-EL	PY421C	\$130	101013	6G5-45972-01-98	SSY721C	\$411 103022
		Up to 18' (40-50)	3	13-1/2 x 23	6G5-45949-00-98	PY423C	\$130	101014			
5.0 L (205 HP) EST/PSR/YEMS	89 Thru	23'-28' Bts. (19-38)	3	15-1/4 x 15	6G5-45941-00-98	PY415C	\$130	101010			
		21'-26' Bts. (29-45)	3	14-1/2 x 17	6G5-45947-01-98	PY417C	\$130	101011	6G5-45978-01-98	SSY717C	\$411 103018
5.7 L (260HP) EST/PSR/YEMS	89 Thru	19'-25' Bts. (35-49)	3	14 x 19	6G5-45945-01-98	PY419C	\$130	101012	6G5-45974-01-98	SSY719C	\$411 103020
		17'-23' Bts. (41-56)	3	13-3/4 x 21	6G5-45943-00-EL	PY421C	\$130	101013	6G5-45972-01-98	SSY721C	\$411 103022
		Up to 20' (47-62)	3	13-1-2 x 23	6G5-45949-00-98	PY423C	\$130	101014			

**CHRYSLER DRIVE 90 MODEL 80,81; MUNCIE TURBOMARINE FLEXDRIVE NO. 302C, 501C,503, 700 & 900; MARINE DRIVE SYSTEMS MODEL 80, 81, 101, 111, 1011, 260TD1**

HP Range: 110 to 300. Recom. (For twin installations increase pitch 2")

LH Part No.	RH Part No.	Dia. & Pitch	Blids.	Metal	Price
SMC-765 072101		16 x 16	3	Alum.	\$253
	SMC-760 072096	17 x 19	3	Alum.	\$253
	SMC-751 072098	17 x 17	3	Alum.	\$253
	SMC-769 072104	17 x 16	3	Alum.	\$253
	SMC-774 072106	17 x 12	3	Alum.	\$253
	SMC-802 032106	16 x 25	3	Alum.	\$253
SMC-807 032109		16-3/4 x 21	3	Alum.	\$253

**VOLVO-PENTA 100-110; EATON MODEL B; (PIN DRIVE)**

HP Range: 110 to 150. Recom. (For twin installations increase pitch 2")

LH Part No.	Volvo Equiv.	Dia & Pitch	Mtl	Price
SMC925 082049	809862	14 x 14	Al.	\$154
SMC921 082045	813228	14 x 12	Al.	\$154
SMC980 082057	813226	14 x 10	Al.	\$154

**CHRYSLER MODEL 300**

HP Range: 105 to 270 HP. Recom.(For twin installations increase pitch 2")

	RH Part No.	Dia & Pitch	Blids.	Metal	Price
	AMC128C 071010	15 x 15	3	Alum.	\$258
	AMC152C 071021	16 x 17	3	Alum.	\$246

**BMW MODEL G-130-S, G-190-S, G-220-S (THRU 1982)**


HP Range: 130-190-220 HP. Recom.(For twin installations increase pitch 2")

RH Part No.	LH Part No.	Dia & Pitch	Blids.	Metal	RH Part No.	LH Part No.	Price
SMC351	SMC350	14 x 23	3	Alum.	082036	082053	\$135

**VOLVO-PENTA 80, 100; EATON MODEL A; MUNCIE 300, 500, 501; PERKINS Z; ENFIELD TRANSA-DRIVE (SPLINED SHAFT 13/16"DIA.)**

HP Range: 80 to 155. Recom. (For twin installations increase pitch 2")

Volvo Equiv.	Dia & Pitch	Blids.	Metal	Price	Michigan Part No.
SMC898 806603	14 x 14	3	Alum.	\$154	082037
SMC906 806601	14 x 12	3	Alum.	\$154	082043



**GAL** 6 Gun Composite Propeller

Designed for the boater looking for performance improvements the **SIX GUN'S** exclusive 6 blade design provides for both more **low end power** and **quicker acceleration**. Other features and benefits are:

- Reduced Vibration due to the 6 blade design.
- Accommodates quiet thru hub exhaust.
- All the blades are individually replaceable if damaged saving on repair costs due to damage. No special tools are required for blade changes.
- Tough anodized aluminum hub for long life.

**Evinrude, Johnson, OMC Sterndrive**

Pitch & Diameter	Part #	Price
14.5 x 17	923170	\$139.95
Blade Only	922171-1	\$29.00
Six Blades	922171-6	\$119.00
14 x 19	923190	\$139.95
Blade Only	922191-1	\$29.00
Six Blades	922191-6	\$119.00
13.75 x 21	923210	\$139.95
Blade Only	922211-1	\$29.00
Six Blades	922211-6	\$119.00

**Mercury, Mariner, Mercruiser**

Pitch & Diameter	Part #	Price
14.5 x 17	922170	\$139.95
Blade Only	922171-1	\$29.00
Six Blades	922171-6	\$119.00
14 x 19	922190	\$139.95
Blade Only	922191-1	\$29.00
Six Blades	922191-6	\$119.00
13.75 x 21	922210	\$139.95
Blade Only	922211-1	\$29.00
Six Blades	922211-6	\$119.00

Michigan Wheel - Mercury, Mariner, Mercruiser Cross Reference Part Number Listing

OEM #	MWC #	OEM #	MWC #	OEM #	MWC #	OEM #	MWC #
48- 11070A40	.....033060	48- 18612A40	.....032113	48- 32390A 3	.....031041	48- 47670A 3	.....032020
48- 11074A40	.....033062	48- 18613A40	.....032114	48- 32390A 4	.....031041	48- 47670A10	.....032020
48- 11320A40	.....031050	48- 18614A40	.....032115	48- 32392A 3	.....032090	48- 47922A 1	.....032021
48- 11322A40	.....031051	48- 18616A40	.....032117	48- 32392A 4	.....032091	48- 47922A10	.....032021
48- 11324A40	.....031052	48- 18617A40	.....032118	48- 32746A 3	.....031044	48- 47926A 1	.....032019
48- 13241A 5	.....033051	48- 19638A40	.....031049	48- 32746A 4	.....031044	48- 47926A10	.....032019
48- 13242A 5	.....033052	48- 19640A40	.....031048	48- 32748A 3	.....031043	48- 49632A 3	.....031043
48- 13243A 5	.....033053	48- 19642A40	.....031047	48- 32748A 4	.....031043	48- 49632A 4	.....031044
48- 13244A 5	.....033054	48- 19709A40	.....033067	48- 32750A 3	.....031043	48- 49634A 1	.....031052
48- 13245A 5	.....033055	48- 22575A 2	.....032077	48- 32750A 4	.....031043	48- 49634A 4	.....031026
48- 13246A 5	.....033056	48- 22636A 2	.....032034	48- 33480A 1	.....032135	48- 49974A 1	.....032106
48- 13247A 5	.....033057	48- 22914A 2	.....032034	48- 33482A 1	.....032136	48- 52008A 3	.....031044
48- 13248A 5	.....033058	48- 28037A 1	.....032025	48- 33772A 1	.....032084	48- 52008A 4	.....031045
48- 13700A40	.....033030	48- 29658A 4	.....031043	48- 33772A 4	.....032084	48- 52012A 3	.....031045
48- 13700A41	.....033030	48- 30382A 1	.....032013	48- 33774A 1	.....032084	48- 53892A 3	.....031044
48- 13701A40	.....033029	48- 30388A 1	.....031043	48- 33774A 4	.....032084	48- 53892A 4	.....031044
48- 13701A41	.....033029	48- 30390A 1	.....031042	48- 33879A 1	.....032109	48- 53896A 3	.....031043
48- 13702A40	.....033032	48- 30396A 1	.....032089	48- 35936A 3	.....032090	48- 53896A 4	.....031043
48- 13702A41	.....033032	48- 30396A 3	.....032089	48- 35936A 4	.....032091	48- 53900A 3	.....031042
48- 13703A40	.....033031	48- 30396A 4	.....032089	48- 36008A 1	.....031027	48- 53900A 4	.....031042
48- 13703A41	.....033031	48- 31072A 4	.....031043	48- 36008A 4	.....031040	48- 54723A 1	.....032114
48- 13704A40	.....033034	48- 31080A 1	.....031043	48- 36010A 1	.....031026	48- 54724A 1	.....032113
48- 13704A41	.....033034	48- 31082A 1	.....031042	48- 36010A 4	.....031027	48- 54725A 1	.....032116
48- 13705A40	.....033033	48- 31105A 1	.....032013	48- 36012A 1	.....031052	48- 54726A 1	.....032115
48- 13705A41	.....033033	48- 31214A 1	.....032013	48- 36012A 4	.....031026	48- 54727A 1	.....032118
48- 13706A40	.....033036	48- 31454A 3	.....031044	48- 36012A 5	.....031052	48- 54727A 4	.....032118
48- 13706A41	.....033036	48- 31454A 4	.....031044	48- 36014A 1	.....031051	48- 56230A 1	.....032101
48- 13707A41	.....033035	48- 31456A 3	.....031043	48- 36014A 4	.....031052	48- 56232A 1	.....032100
48- 16312A 4	.....033002	48- 31456A 4	.....031043	48- 36016A 1	.....031050	48- 56234A 1	.....032099
48- 16312A 5	.....033002	48- 31458A 3	.....031042	48- 36016A 4	.....031051	48- 56234A 4	.....032099
48- 16314A 4	.....033003	48- 31458A 4	.....031042	48- 36018A 1	.....031022	48- 56236A 1	.....032099
48- 16314A 5	.....033003	48- 31504A 1	.....032015	48- 36018A 4	.....031050	48- 56236A 4	.....032099
48- 16316A 4	.....033004	48- 31672A 1	.....072088	48- 36020A 1	.....031022	48- 56238A 1	.....032098
48- 16316A 5	.....033004	48- 32176A 1	.....032088	48- 36020A 4	.....031022	48- 56238A 4	.....032098
48- 16318A 4	.....033005	48- 32178A 1	.....032088	48- 36022A 4	.....031022	48- 56240A 1	.....032098
48- 16318A 5	.....033005	48- 32178A 4	.....032088	48- 36028A 1	.....031040	48- 56240A 4	.....032098
48- 16320A 4	.....033006	48- 32180A 1	.....032087	48- 37320A 1	.....032013	48- 56242A 1	.....032097
48- 16320A 5	.....033006	48- 32180A 4	.....032087	48- 37902A 4	.....031043	48- 56242A 4	.....032097
48- 16438A40	.....031050	48- 32182A 1	.....032087	48- 38086A 1	.....032088	48- 56244A 1	.....032097
48- 16440A40	.....031051	48- 32182A 4	.....032087	48- 38090A 1	.....032087	48- 56244A 4	.....032097
48- 16545A41	.....033061	48- 32184A 1	.....032086	48- 38090A 4	.....032088	48- 56246A 1	.....032097
48- 16546A40	.....033060	48- 32184A 4	.....032086	48- 38094A 1	.....032086	48- 56246A 4	.....032097
48- 16546A41	.....033060	48- 32186A 1	.....032086	48- 38094A 4	.....032087	48- 56250A 1	.....032101
48- 16547A40	.....033063	48- 32188A 1	.....032085	48- 38098A 1	.....032085	48- 56252A 1	.....032100
48- 16547A41	.....033063	48- 32188A 4	.....032085	48- 38098A 4	.....032086	48- 56254A 1	.....032099
48- 16548A40	.....033062	48- 32190A 1	.....032085	48- 42518A11	.....032130	48- 56254A 4	.....032099
48- 16548A41	.....033062	48- 32192A 1	.....032084	48- 42520A10	.....032131	48- 56256A 1	.....032098
48- 16549A40	.....033065	48- 32192A 4	.....032084	48- 42520A11	.....032131	48- 56256A 4	.....032098
48- 16549A41	.....033065	48- 32194A 1	.....032083	48- 42520A12	.....032131	48- 56258A 1	.....032097
48- 16550A41	.....033064	48- 32194A 4	.....032083	48- 42522A10	.....032132	48- 56258A 4	.....032097
48- 16552A40	.....033066	48- 32264A 3	.....031042	48- 42522A11	.....032132	48- 56260A 1	.....032097
48- 16552A41	.....033066	48- 32264A 4	.....031042	48- 42522A12	.....032132	48- 56260A 4	.....032097
48- 16986A 5	.....033016	48- 32364A 1	.....032016	48- 43584A40	.....031049	48- 57262A 1	.....032117
48- 16988A 5	.....033017	48- 32386A 3	.....031044	48- 43586A40	.....031048	48- 57263A 1	.....032118
48- 16990A40	.....033018	48- 32386A 4	.....031045	48- 43590A40	.....031047	48- 58422A 1	.....031051
48- 16992A40	.....033019	48- 32388A 3	.....031043	48- 45890A 1	.....032013	48- 58422A 4	.....031052
48- 17874A12	.....032133	48- 32388A 4	.....031043	48- 47670A 1	.....032020	48- 58424A 1	.....031052



Michigan Wheel - Mercury, Mariner, Mercruiser Cross Reference Part Number Listing

OEM #	MWC #	OEM #	MWC #	OEM #	MWC #	OEM #	MWC #
48- 58424A 4	.....031026	48- 66432A 1	.....031051	48- 75160A 4	.....031027	48- 79792A 5	.....033001
48- 58426A 1	.....031026	48- 66432A 4	.....031052	48- 75724A 4	.....033006	48- 79794A 4	.....033003
48- 58426A 4	.....031027	48- 66450A 4	.....031051	48- 75724A 5	.....033006	48- 79794A 5	.....033003
48- 58826A 3	.....032090	48- 66452A 4	.....031050	48- 75760A 4	.....031023	48- 79830A 4	.....033003
48- 58826A 4	.....032091	48- 67280A 1	.....031044	48- 75784A 4	.....031040	48- 80955M	.....012013
48- 61812A 1	.....031015	48- 67280A 4	.....031044	48- 76230A 4	.....033028	48- 81645M	.....022002
48- 61812A 4	.....031015	48- 67874A 4	.....031027	48- 76230A 5	.....033028	48- 81647M	.....022001
48- 61814A 1	.....031015	48- 68555A 4	.....033051	48- 77338A 4	.....032090	48- 81649M	.....022002
48- 61814A 4	.....031015	48- 68556A 4	.....033052	48- 77338A40	.....032090	48- 82763	.....012100
48- 61816A 1	.....031017	48- 68557A 4	.....033053	48- 77340A 4	.....032091	48- 82764	.....012008
48- 61816A 4	.....031017	48- 68558A 4	.....033054	48- 77340A40	.....032091	48- 82766	.....012101
48- 61818A 1	.....031017	48- 68560A 4	.....033056	48- 77342A 4	.....031041	48- 82767	.....012102
48- 61818A 4	.....031017	48- 69260A 1	.....032115	48- 77342A40	.....031041	48- 82768	.....012011
48- 61820A 1	.....031018	48- 69262A 1	.....032117	48- 77344A 4	.....031042	48- 82769	.....012013
48- 61820A 4	.....031018	48- 72764A 4	.....033017	48- 77344A40	.....031042	48- 82770	.....012010
48- 61822A 1	.....031019	48- 72764A 5	.....033017	48- 77346A 4	.....031043	48- 83573M	.....022006
48- 61822A 4	.....031019	48- 73132A 4	.....031015	48- 77346A40	.....031043	48- 85632A 4	.....031053
48- 61824A 1	.....031019	48- 73132A40	.....031015	48- 77348A 4	.....031044	48- 85632A40	.....031053
48- 61824A 4	.....031020	48- 73134A 4	.....031016	48- 77348A40	.....031044	48- 86848A 4	.....031048
48- 62274A 1	.....031015	48- 73134A40	.....031016	48- 77350A 4	.....031045	48- 86962A 4	.....032136
48- 62274A 4	.....031015	48- 73136A 4	.....031017	48- 77350A40	.....031045	48- 88438A 4	.....033003
48- 63303A 1	.....032114	48- 73136A40	.....031017	48- 77896A 1	.....032113	48- 88440A 4	.....033004
48- 63304A 1	.....032113	48- 73138A 4	.....031018	48- 77896A10	.....032113	48- 88442A 4	.....033005
48- 63305A 1	.....032116	48- 73138A40	.....031018	48- 77897A 1	.....032114	48- 88444A 4	.....033006
48- 63306A 1	.....032115	48- 73140A 4	.....031019	48- 77897A10	.....032114	48- 89852A 4	.....031049
48- 63452A 1	.....032101	48- 73140A40	.....031019	48- 77898A 1	.....032115	48- 89854A 4	.....031047
48- 63454A 1	.....032100	48- 73144A 4	.....031020	48- 77898A10	.....032115	48- 93272A 4	.....033002
48- 63456A 1	.....032099	48- 73144A40	.....031020	48- 77899A 1	.....032116	48- 93272A 5	.....033002
48- 63456A 4	.....032099	48- 73500A 4	.....031021	48- 77899A10	.....032116	48- 96622M	.....012010
48- 63458A 1	.....032098	48- 73502A 4	.....031022	48- 77900A 1	.....032117	48- 96623M	.....012013
48- 63458A 4	.....032098	48- 73504A 4	.....031023	48- 77900A10	.....032117	48- 96625M	.....012011
48- 63460A 4	.....032098	48- 73506A 4	.....031024	48- 77901A 1	.....032118	48- 96628M	.....012102
48- 63494A 1	.....032014	48- 73508A 4	.....031025	48- 77901A10	.....032118	48- 96636M	.....022006
48- 63494A10	.....032014	48- 73510A 4	.....031026	48- 78112A 4	.....031021	48-815744A40.....	033068
48- 63538A 1	.....031019	48- 73512A 4	.....031027	48- 78112A40	.....031021	48-815746A40.....	033070
48- 63540A 1	.....031019	48- 73514A 4	.....031040	48- 78114A 4	.....031022		
48- 63542A 1	.....031018	48- 73980A 4	.....033004	48- 78114A40	.....031022		
48- 63542A 4	.....031019	48- 73980A 5	.....033004	48- 78116A 4	.....031023		
48- 63544A 1	.....031017	48- 73982A 4	.....033005	48- 78116A40	.....031023		
48- 63544A 4	.....031017	48- 73982A 5	.....033005	48- 78118A 4	.....031024		
48- 63546A 4	.....031017	48- 74266A 4	.....033004	48- 78118A40	.....031024		
48- 64724A 1	.....031020	48- 74268A 4	.....033005	48- 78120A 4	.....031025		
48- 64724A 4	.....031020	48- 74597A 4	.....033051	48- 78120A40	.....031025		
48- 65022A 1	.....031042	48- 74598A 4	.....033052	48- 78122A 4	.....031026		
48- 65022A 4	.....031042	48- 74599A 4	.....033053	48- 78122A40	.....031026		
48- 65024A 1	.....031043	48- 74600A 4	.....033054	48- 78124A 4	.....031027		
48- 65024A 4	.....031043	48- 74601A 4	.....033055	48- 78124A40	.....031027		
48- 65480A 1	.....031027	48- 74602A 4	.....033056	48- 78126A 4	.....031040		
48- 65480A 4	.....031040	48- 74603A 4	.....033057	48- 78126A40	.....031040		
48- 65588A 1	.....031043	48- 74604A 4	.....033058	48- 79568A 4	.....031022		
48- 65588A 4	.....031044	48- 74872A 4	.....031024	48- 79570A 4	.....031050		
48- 65736A 1	.....031044	48- 74874A 4	.....031025	48- 79572A 4	.....031051		
48- 65736A 4	.....031045	48- 74876A 4	.....031026	48- 79574A 4	.....031052		
48- 65748A 1	.....031042	48- 74886A 4	.....031052	48- 79576A 4	.....031026		
48- 65748A 4	.....031043	48- 74888A 4	.....031026	48- 79578A 4	.....031027		
48- 65992A 1	.....031052	48- 75058A 4	.....033006	48- 79580A 4	.....031040		
48- 65992A 4	.....031026	48- 75138A 4	.....031022	48- 79792A 4	.....033001		

Michigan Wheel - Evinrude, Johnson, OMC Cross  
Reference Part Number Listing

OEM #	MWC #	OEM #	MWC #
174926	013052	384139	013030
174927	013051	384140	011005
174950	012111	384141	013034
175190	012055	384142	013033
175191	012056	384144	013028
203120	012001	384420	012046
203682	012001	384460	012028
203919	012001	384702	013034
204347	012001	385319	012005
277212	012076	385940	012007
277440	012060	385955	012023
277443	012076	386118	012111
277580	012024	386317	012054
277581	012024	386637	012055
277583	012076	386669	012113
277595	012109	386670	012019
277599	012011	386786	012038
277617	012028	386841	012039
277759	012007	386907	012036
277896	012033	386908	012040
278155	012033	386909	012037
278194	012026	386933	012056
310208	012002	386955	012005
312286	012003	386980	013026
315858	012003	386981	013010
375605	012109	386982	013024
376072	012060	387158	011016
376506	012076	387159	011006
376732	012024	387160	011007
376735	012109	387161	011008
376737	012076	387162	011009
376777	012060	387163	011010
376805	012011	387320	012053
376841	012109	387334	012007
376917	012028	387519	013046
376968	012060	387520	013048
377410	012023	387636	012056
377632	012060	388088	012013
377635	012007	388294	012102
377636	012011	388883	012016
377978	012044	389019	013050
378039	012045	389029	013032
378040	012043	389067	012009
378571	012026	389068	012021
378579	012028	389069	012015
378580	012024	389510	013033
378581	012023	389512	013034
379260	012042	389619	012015
379448	012046	389627	012101
379717	012109	389788	011005
380104	012004	389855	012023
380637	012024	389923	013048
380958	012005	389924	013046
381020	012088	389944	012030
381185	012091	389948	013030
381186	012092	389949	013028
381187	012093	390113	013033
381442	012087	390114	013030
381446	012044	390237	012032
381801	012011	390380	012057
382017	012090	390821	013047
382676	012089	390822	013045
382761	012047	390823	013049
382762	011001	390830	012031
382763	011002	390833	012024
382764	011003	390849	013024
382765	011004	390850	013010
382766	011005	390851	013026
383287	012094	390852	013032
383315	012007	390896	011004
383629	012011	391096	012031

Volvo, Cont)

OEM #	MWC #	OEM #	MWC #
391198	011002	391199	011003
391200	011007	391201	011008
391202	011009	391203	011010
391203	011010	391290	013044
391534	012101	391535	011006
391535	011006	391536	011016
391668	011001	394753	013054
394753	013054	394754	013056
394755	013058	394756	013060
394756	013060	394758	013027
394759	013029	394760	013031
394760	013031	398126	012112
398126	012112	398502	013055
398502	013055	398503	013057
398503	013057	398504	013059
398504	013059	398505	013061
398505	013061	431717	013036
431717	013036	431718	013038
431718	013038	431719	013040
431719	013040	431930	013043
431930	013043	591389	012060
591389	012060	591920	012024
591920	012024	591925	012076
591925	012076	591978	012060
591978	012060	592038	012076
592038	012076	592063	012060
592063	012060	592959	012076
592959	012076	593437	012046

Michigan Wheel - Volvo  
Cross Reference File

OEM #	MWC #
813244-1	082080
813284-7	082083
813285-4	082082
813296-1	082085
813297-9	082084
813316-7	082087
813317-5	082086
814611-0	082059
814615-1	082060
814626-8	082025
814627-6	082027
814629-2	082033
814631-8	082026
814632-6	082028
814633-4	082032
814634-2	082034
839569-1	082053
839570-9	082036
850864-0	082013
850865-7	082014
850866-5	082015
850867-3	082016
851035-6	082089
851036-4	082088
851037-2	082091
851038-0	082090
851039-8	082093
851040-6	082092
851124-8	082011
851125-5	082012
851138-8	082009

OEM #	MWC #
851139-6	082010
852085-0	083003
852086-8	083001
852087-6	083005
852137-9	083006
852138-7	083004
852155-1	083002
854146-8	082032
854147-6	082031
854148-4	082030
854149-2	082029
854285-4	082001
854286-2	082002
854288-8	082003
854289-6	082004
854980-0	082053

Michigan Wheel - Tohatsu &  
Nissan Cross Reference File

OEM #	MWC #
346-64102-5	142022
346-64104-5	142024
346-64106-5	142020
348-64102-0	142003
348-64103-0	142004
353-64103-0	142005
353-64105-0	142006
353-64107-0	142007
353-64108-0	142008
353-64109-0	142009
361-64113-0	142001
361-64114-0	142002
362-64102-0	142017
362-64105-0	142015
362-64108-0	142019
3B7-64532-0	142010
3B7-64536-0	142011
3B7-64541-0	142012
3B7-64545-0	142013

Michigan Wheel -  
Suzuki Reference File

OEM #	MWC #
58100-93703-019	062015
58100-93723-019	062016
58100-93743-019	062017
58100-94313-019	032042
58100-94554	063001
58100-94561	063003
58100-94571	063004
58100-94581	063002
58100-95353-019	032041
58100-95363-019	032040
58100-95393-019	032043
58100-95500-019	061001
58100-95511-019	061002
58100-95521-019	061003
58100-95530-019	061004
58100-96420-019	062012
58100-96430-019	062013
58100-96440-019	062014
99105-00200-16P	063005
99105-00200-18P	063006
99105-00200-20P	063022
99105-00200-22P	063024
99105-00200-24P	063026
99105-00200-26P	063028

Michigan Wheel - Force, US Marine, Chrysler Cross Reference Numbers

Yamaha (continued)

OEM #	MWC #
48-61812A 1	.....031015
48-61812A 4	.....031015
48-61814A 1	.....031015
48-61814A 4	.....031015
48-61816A 1	.....031017
48-61816A 4	.....031017
48-61818A 1	.....031017
48-61818A 4	.....031017
48-61820A 1	.....031018
48-61820A 4	.....031018
48-61822A 1	.....031019
48-61822A 4	.....031019
48-61824A 1	.....031019
48-61824A 4	.....031020
48-62274A 1	.....031015
48-62274A 4	.....031015
48-63538A 1	.....031019
48-63540A 1	.....031019
48-63542A 1	.....031018
48-63542A 4	.....031019
48-63544A 1	.....031017
48-63544A 4	.....031017
48-63546A 4	.....031017
48-64724A 1	.....031020
48-64724A 4	.....031020
48-73132A 4	.....031015
48-73132A40	.....031015
48-73134A 4	.....031016
48-73134A40	.....031016
48-73136A 4	.....031017
48-73136A40	.....031017
48-73138A 4	.....031018
48-73138A40	.....031018
48-73140A 4	.....031019
48-73140A40	.....031019
48-73144A 4	.....031020
48-73144A40	.....031020
48-76230A 4	.....033028
48-76230A 5	.....033028
48-79792A 4	.....033001
48-79792A 5	.....033001
48-819334A40	.....072133
48-819335A40	.....072132
48-819336A40	.....072131
48-819337A40	.....072014
FA282265	.....072132
FA287265	.....072131
FA317265	.....072022
FA378265	.....072132
48-FP19	.....072017
FP273	.....072133
FP274	.....072014
FP275	.....072124
FP276	.....072014
FP277	.....072131
FP278	.....072014
FP282	.....072132
FP286	.....072026
FP287	.....072131
FP290	.....072124
FP293	.....072132
48-FP296	.....072074
FP317	.....072022
FP318	.....072021
FP319	.....072121
FP324	.....152002
FP327	.....072121
FP328	.....072014
FP330	.....072026
FP366	.....072014
FP367	.....072074

OEM #	MWC #
48-FP372	.....072033
FP378	.....072132
FP383	.....072034
FP389	.....072032
FP395	.....072121
FP396	.....072125
FP408	.....072026
FP409	.....072126
FP472	.....072122
FP474	.....072068
FP475	.....072114
48-FP487	.....072126
48-FP488	.....072123
FP493	.....072070
FP496	.....073006
FP501	.....072054
FP509	.....073008
FP510	.....073004
FP511	.....073010
FP519	.....072055
FP520	.....073001
FP523	.....072107
FP524	.....072108
FP526	.....072109
FP527	.....073005
FP539	.....073003
FP540	.....073004
FP623	.....072107
48-FP6430	.....072026
FP654	.....072108
FP664	.....073007
FP665	.....071035
FP668	.....073008
FP669	.....071035
48-FP669-1	.....071035
48-FP669-2	.....071035
48-FP669-3	.....071035
FP682	.....072127
FP685	.....072128
48-FP685-1	.....072128
48-FP685-2	.....072128
48-FP685-3	.....072128
FP686	.....072129
48-FP686-1	.....072129
FP686-2	.....072129
48-FP686-3	.....072129
48-FP686-4	.....072129
FP692	.....072127
48-FP692-1	.....072127
48-FP692-2	.....072127
48-FP692-3	.....072127
FP693	.....072130
48-FP694	.....071038
FP695	.....073009
FP696	.....073010
FP699	.....073007
48-FP70	.....072024
FP71	.....072022
FP75	.....072022
FPM736	.....031020
FPM738	.....031019
FPM752	.....033028
FPM754	.....033001
FPM756	.....031015
FPS493	.....072070
FPS496	.....073006
FPS501	.....072054
FPS509	.....073008
FPS510	.....073004
FPS511	.....073010
FPS519	.....072055

OEM #	MWC #
FPS523	.....072107
FPS524	.....072108
FPS526	.....072109
FPS623	.....072107
FPS625	.....072108
FPS626	.....072109
FPS654	.....072108
FPS686	.....072129
FS501265	.....072054

Michigan Wheel - Yamaha Cross Reference File


OEM #	MWC #
663-45943-01-36	.....032040
663-45943-02-36	.....032040
663-45943-02-EL	.....032040
663-45945-01-36	.....032042
663-45945-02-36	.....032042
663-45945-02-EL	.....032042
663-45947-01-36	.....032044
663-45947-02-36	.....032044
663-45947-02-EL	.....032044
663-45949-01-36	.....032039
663-45949-01-EL	.....032039
663-45952-02-EL	.....032043
663-45958-01-36	.....032041
663-45958-01-EL	.....032041
664-45941-01-36	.....022001
664-45941-01-EL	.....022001
664-45945-00-36	.....022002
664-45945-00-EL	.....022002
683-45943-00-36	.....102005
683-45943-00-EL	.....102005
683-45945-00-36	.....102004
683-45945-00-EL	.....102004
683-45947-00-36	.....102003
683-45947-00-EL	.....102003
688-45930-01-98	.....103026
688-45930-60-98	.....103026
688-45970-01-98	.....103027
688-45970-02-98	.....103027
688-45970-03-98	.....103027
688-45972-01-98	.....103028
688-45972-02-98	.....103028
6E5-45941-00-36	.....101005
6E5-45941-00-EL	.....101005
6E5-45943-00-36	.....101007
6E5-45943-00-EL	.....101007
6E5-45945-00-36	.....101003
6E5-45945-00-EL	.....101003
6E5-45945-01-EL	.....101003
6E5-45947-00-36	.....101001
6E5-45947-00-EL	.....101001
6E5-45952-00-EL	.....101009
6E5-45970-10-00	.....103036
6E5-45970-10-98	.....103036
6E5-45972-10-00	.....103040
6E5-45972-10-98	.....103040
6E5-45976-10-00	.....103038
6E5-45976-10-98	.....103038
6E5-45978-10-00	.....103042
6E5-45978-10-98	.....103042
6G1-45943-00-36	.....102002
6G1-45943-00-EL	.....102002
6G1-45947-00-EL	.....102001
6G5-45941-00-36	.....101010
6G5-45941-00-98	.....101010
6G5-45941-00-EL	.....101010
6G5-45943-00-36	.....101013

OEM #	MWC #
6G5-45943-00-EL	.....101013
6G5-45945-00-36	.....101012
6G5-45945-00-EL	.....101012
6G5-45945-01-98	.....101012
6G5-45945-01-EL	.....101012
6G5-45947-01-98	.....101011
6G5-45947-01-EL	.....101011
6G5-45949-00-36	.....101014
6G5-45949-00-98	.....101014
6G5-45949-00-EL	.....101014
6G5-45959-00-EL	.....101014
6G5-45972-00-98	.....103022
6G5-45972-01-98	.....103022
6G5-45972-02-98	.....103022
6G5-45974-00-98	.....103020
6G5-45974-01-98	.....103020
6G5-45974-02-98	.....103020
6G5-45976-00-98	.....103024
6G5-45976-01-98	.....103024
6G5-45978-00-98	.....103018
6G5-45978-01-98	.....103018
6G5-45978-02-98	.....103018
6H5-45943-00-EL	.....032040
6H5-45945-00-EL	.....032042
6H5-45952-00-EL	.....032043

**MICHIGAN WHEEL  
CORPORATION**

1501 Buchanan Ave., S.W.  
Grand Rapids, MI 49507-1697  
Phone: (616) 452-6941  
Fax: (616) 247-0227

August 1, 1993



©1993 Michigan Wheel Corporation All rights reserved Printed in USA

