
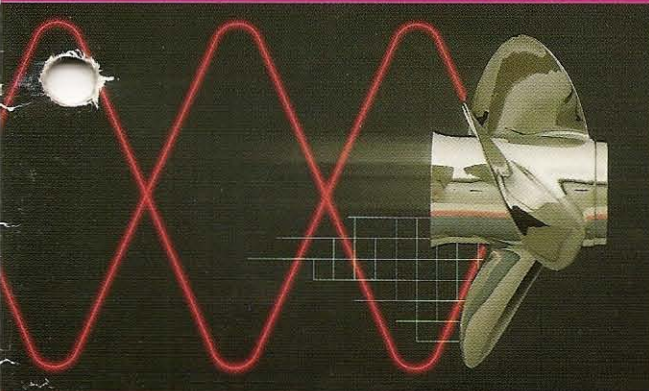


Michigan Wheel Corporation

...THE DRIVING FORCE



1995 OUTBOARD & STERNDRIVE CATALOG



\$2.00

New Ski Props
on Page 3


We make Hundreds of props to fit Thousands of boats proven over Millions of miles

It's simple. Michigan Wheel makes more kinds of props for more kind of boats than anyone else. We make them better. And we've been making them for almost 90 years. So no matter what you have in mind - cruising, waterskiing, fishing, whatever - Michigan Wheel has a prop to match your specific performance needs. More combinations of metal, diameter, pitch and rotation are available from Michigan Wheel than any other manufacturer.

IMPORTANT NOTE: If you are replacing a prop and can't find the part number listed in this catalog, your Michigan Wheel dealer or distributor can help. He will consult the Michigan Wheel Index of Outboard and Stern Drive Propellers. From this index, which provides part numbers for every Michigan Wheel prop produced since we began in 1903, your dealer can determine the specifications you need.

OUR EXCLUSIVE, HIGH-STRENGTH ALLOYS MEAN LONGER PROP LIFE

The quality of any product begins with the materials that go into it. While some manufacturers skimp by using lower grade metal, Michigan Wheel uses only the finest grade alloys. We will settle for nothing less. That's why Michigan Wheel aluminum props are stronger than original equipment props.



The tighter grain and compact structure of the Michigan Wheel prop on the left make it nearly twice as strong and less susceptible to damage than the ordinary prop on the right.

Other manufacturers' products may look similar on the surface, but the high magnification photos above reveal startling differences in quality.

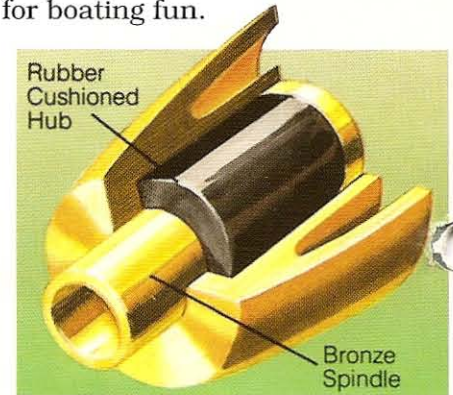
The photo above shows the metal used in a Michigan Wheel aluminum prop. The tight, uniform grain of the metal makes it nearly twice as strong as the typical aluminum prop on the right. Notice how the ordinary prop is powdered. Our high strength alloys cost us a little more. But that cost is insignificant when measured against the trouble-free repairability of Michigan Wheel props.

CUSHIONED HUBS PROTECT MOTORS AND SHAFTS

Our cushioned hubs are another source of strength. The rubber hub bonded inside every Michigan Wheel prop helps protect expensive shafts, motors and gearboxes from damage caused by

the propeller's impact with an object, and it absorbs the stress caused by shifting gears. With a Michigan Wheel prop, you get the strongest cushioned hubs in the industry.

At Michigan Wheel we understand the beating your props take. That's why we make Michigan Wheel props this tough. The whole idea is to give you more time for boating fun.



Michigan Wheel's cushioned hub is made of a special bronze alloy for superior strength.

Michigan Wheel Exclusive Alloys	Tensile Strength lbs. psi	Yield Strength	Elongation
MICHALLUM® (Aluminum)	40,000	18,000	9
MICHALLOY-ST™ (15-5 Stainless Steel)	80,000	70,000	3
NIBRAL	95,000	40,000	23

MICHELLUM® ALUMINUM PROP	ORDINARY ALUMINUM PROP
Tensile strength: 40,000 lbs psi	Tensile strength: 22,000 psi
Less brittle	More brittle
Blades flex under impact	Blades tend to break and tear under impact
Easy to repair	Difficult to repair
Easy to change pitch	Breaks easily in straightening process

1995 FEATURE PRODUCT

DYNA JET CUPPED

INBOARD SKI BOAT PROPELLERS

Michigan Wheel Corporation's (MWC) ski boat propellers provide consistent response to your throttle commands.

These propellers are made of a NIBRAL alloy which provides extra strength, less flex, and greater durability than other common propeller materials. All are cupped to minimize the performance draining effects of cavitation. These two characteristics, working in conjunction with one another,

enhance the cornering and acceleration of your boat.


Michigan Wheel's ski boat propellers go through rigorous testing and inspection procedures before being approved for your use. Ski boat propellers are: templated for pitch, blade shape, and diameter; cupped to a specified gauge; and dynamically balanced. These extra manufacturing steps

are essential when realizing your propeller can turn in excess of 70 revolutions *per second*.

When ordering a new propeller, determine the diameter, pitch, rotation, and bore size of your current propeller. You will find this information stamped on either side of the hub or the aft end of the propeller. The following table will help in selecting your next propeller.

Diam. x Pitch	Rotation	Bore	MWC Part No.	Price
13" X 12"	LH	1"	310649	\$ 252.00
13" X 12.5"	LH	1 1/8"	310625	\$ 252.00
13" X 13"	RH	1"	310660	\$ 252.00
13" X 13"	LH	1"	310661	\$ 252.00
13" X 13"	LH	1 1/8"	310659	\$ 252.00
13" X 13.5"	LH	1 1/8"	310705	\$ 252.00
13" X 14"	RH	1"	310724	\$ 252.00
13" X 14"	LH	1"	310725	\$ 252.00
13" X 14"	LH	1 1/8"	310727	\$ 252.00
13" X 15"	LH	1"	310763	\$ 252.00
13" X 15"	LH	1 1/8"	310765	\$ 252.00
13" X 15.5"	LH	1 1/8"	310801	\$ 252.00
14" X 15"	RH	1"	311244	\$ 283.00
14" X 16"	RH	1"	200200	\$ 283.00
14" X 18"	RH	1 1/8"	311360	\$ 283.00
14" X 18"	LH	1 1/8"	311361	\$ 283.00

• All Styles are Dyna Jet Cup •
 •• Additional sizes are available ••



For quicker starts and smoother rides, request Michigan Wheel ski boat propellers.

Propeller Selection

The propeller that came with your new engine isn't necessarily the one that is best suited to your needs. This is because many original equipment props, understandably, are made to meet a range of average conditions for many kinds of boats, hull styles, and loads. This can limit their performance. What you need is a propeller specifically selected for your kind of boat, and your style of boating.

After a careful review of the information you provide on our exclusive Prop-It-Right analysis form, our distributors can suggest the optimal propeller in terms of style, diameter, pitch, and material for your boat.

Your Michigan Wheel dealer is backed by an experienced distributor network. Their expertise along with the tremendous body of propeller knowledge and research developed by Michigan Wheel, all help to achieve our single most important goal — to provide you with the Michigan Wheel propeller that will give you the greatest enjoyment on the water.

Propeller Information

Propeller Size: The size of a propeller is described using two sets of numbers. These correspond to the diameter and pitch. The pitch always follows the diameter when describing a propeller.

Diameter: Diameter is two times the distance from the center of the hub to the tip of the blade. It also can be looked at as the distance across the circle that the propeller would make when rotating. It is the first number listed when describing a propeller.

Pitch: Pitch is defined as the theoretical forward movement of a propeller during one revolution — assuming there is no "slippage" between the propeller blade and the water. For most boats, there is slippage and therefore the distance advanced is less than the design pitch. The amount of slippage varies from boat to boat. Pitch is the second number listed in the propeller description.

Cupping: Many of today's propellers incorporate a cup at the trailing edge of the propeller blade. This curved lip on the propeller allows it to get a better bite on the water. This results in reduced ventilation, slipping, and allows for a better hole shot in many cases. A cupped propeller also works very well where the motor can be trimmed so that the propeller is near the surface of the water. The cup will typically result in higher top end speed on one of these applications.

Ventilation: Ventilation is a situation where surface air or exhaust gasses are drawn into the propeller blades. When this situation occurs, boat speed is lost and engine RPM climbs rapidly. This can result from excessively tight cornering, a motor that is mounted very high on the transom, or by over-trimming the engine.

Cavitation: Cavitation (which is often confused with ventilation), is a phenomena of water vaporizing or "boiling" due to the

extreme reduction of pressure on the back of the propeller blade. Many propellers partially cavitate during normal operation, but excessive cavitation can result in physical damage to the propeller's blade surface due to the collapse of microscopic bubbles on the blade.

There may be numerous causes of cavitation such as incorrect matching of propeller style to application, incorrect pitch, physical damage to the blade edges, etc.

Be advised disturbances in the water flow forward of the propeller can result in blade damage which appears to be blade cavitation, but is actually due to non-favorable water flow into the propeller.

Rake: Rake is the degree that the blades slant forward or backwards in relation to the hub. Rake can affect the flow of water through the propeller, and has implications with respect to boat performance.

Aft rake helps to trim the bow of the boat upwards, which often results in less wetted surface area and therefore higher top end speed. Aft rake propellers also typically "bite" better on ventilating type applications.

Forward, or negative rake, helps hold the bow of the boat down. This is more common in workboat type applications.

Selecting the right propeller for your boat and engine combination: The proper propeller size for your boat and engine combination is based on the wide open throttle operating range for your particular engine. This can be located in your operator's manual. This will be expressed in terms of a certain horsepower at a certain RPM.

The goal in propeller selection is to determine what propeller style and size will maximize performance for your boat, while allowing

your engine to operate in the recommended RPM range. The correct propeller will prevent the engine from over-revving, yet allow it to reach the minimum RPM where maximum horsepower is produced.

Using your existing propeller, determine what is the maximum RPM you are able to obtain. If during this test, you begin to exceed the maximum rated RPM of the engine, reduce throttle setting to a position where maximum RPM is not exceeded.

If your test results in your being able to over-rev the engine, you need to increase the pitch of the propeller. Increasing the pitch increment by 2" will result in approximately a 300-400 RPM drop. If your testing shows, however, that you are only able to obtain an RPM somewhat lower than the maximum rating given by your engine manufacturer, you would need to decrease pitch. Decreasing pitch would increase your RPM.

Switching from an uncupped to a cupped propeller will also reduce your RPM. The cupped propeller of the same pitch and diameter will typically reduce your RPM by approximately 200.

Once your wide open throttle RPM falls within the recommended range of the engine manufacturer, you have a propeller that is suited correctly for your boat with respect to RPM. You may, however, not be satisfied with respect to skiling performance or trolling speed. It is best in circumstances like this to have two propellers. One to accommodate one set of circumstances and the other to perform best under the different load. It could, in fact, be that more than one propeller will be suitable for your boat and motor combination depending on your usage. It is imperative, however, that the wide open throttle RPM fall within the range specified by your engine manufacturer.

Spare Propellers

At all times you should have a spare propeller with you in the boat. Boating without a spare propeller is similar to driving a car without a spare tire. Once that propeller is damaged, you may be out of luck without having a spare propeller along.

Your local dealer can help you select the Michigan Wheel propeller that is correct for your application. Providing him with the information on our Prop-It-Right analysis form will give him the data necessary to help you select the proper propeller for your boat.

Outboard

Motor	Page	Motor	Page
Aero	17	Miscellaneous	17
Archimedes	14	Nissan	13
Chrysler	6	Scott	17
Elgin	15	SeaRay	10
Eska	15	Sears	15
Evinrude	7	Suzuki	14
Force	6	Tohatsu	13
Honda	15	U.S. Marine	6
Johnson	7	Volvo-Penta	14
Mariner	12	Ward's, Sea-King	15
McCulloch	17	Yamaha	16
Mercury	10		

Stern Drive

Motor	Page	Motor	Page
BMW	23	Muncie Turbomarine	3
Chrysler	23	OMC Cobra	18, 23
Eaton	23	OMC Sea Drive	19
Enfield	23	OMC Saildrive	19
Marine Drive Systems	19, 23	Outboard Marine	19
Mercuriser Stern Drive	20, 23	Perkins Z	23
Mercury Mercruiser	21	Volvo-Penta	22, 23
Muncie	23	Volvo-Penta SX Drive	18
		Yamaha	23

Inboard Ski Propellers - Page 3

Cross Reference Listings 24-27

How to Read This Catalog

Example Application: 18' Runabout used mainly for skiing and cruising with the family.
1988, 120HP Johnson Outboard. Customer wants a cupped, aluminum propeller.

- 1) Determine what kind of motor you have and locate that section in the catalog.
- 2) Locate the section on the page that contains the horsepower and year of your motor.
- 3) Determine what size boat you have and how you use it. (fishing, waterskiing, cruising, etc...)
- 4) Find the boat size and use in the motor section that contains your motor and best describes your vessel and usage. You may also be able to match the part number of your original propeller as well. All the propellers in the section will fit your motor. Pick the one in line with your boat size.
- 5) Once this is located, read across to obtain the propeller that will be most suited for your application.
- 6) If stainless steel is desired, read across to the last column for the part number.
- 7) Use the Michigan Part Number to order your new propeller through the distributors listed in this catalog.

(EVINRUDE, JOHNSON CONTINUED)

OUTBOARD

Motor & Model	Year	Boat Size & Recommendation	Blids.	Dia & Pitch	Nearest OMC Equiv.	ALUMINUM		STAINLESS STEEL	
						Michigan Part No.	Nearest OMC Equiv.	Michigan Part No.	
85 HP V-4	69-80	Cruisers, Houseboats	4	14 x 10		DQ320	012074		
88 HP V-4	81 Thru	Cruisers, Houseboats	4	14 x 12		DQ328	012075		
90 HP V-4	81 Thru	Cruisers, Houseboats	3	14 x 11		PJ87	012047		
100 HP V-4	79-80	Cruisers, Houseboats	3	14 x 13		PJ79	012048		
100 HP V-4	88 Thru	Cruisers, Houseboats	3	14 x 13	382761	PJ88C	011001		
110 HP V-4	86 Thru	Cruisers, Houseboats	3	14 x 13	382762	PJ80	012049		
115 HP V-4	73 Thru	24'-20' Bts.	3	13-3/4 x 15	391668	*PJ89C	011002	389948	013028
120 HP V-4	86 Thru	24'-20' Bts.	3	13-3/4 x 15	382763	PJ81	012050		
125 HP V-4	71-72	22'-19' Bts.-All Loads	3	13-1/4 x 17	391198	*PJ90C	011003	389948	013030
135 HP V-4	73-76	22'-19' Bts.-All Loads	3	13-1/4 x 17	382764	PJ82	012051		
140 HP V-4	77-84	19'-17' Bts.-All Loads, Skis	3	13 x 19	391199	*PJ91C	011004	389510	013033
140 HP V-4	86 Thru	18'-15' Bts.-All Loads, Skis	3	12-3/4 x 21	390896	*PJ83C	011005	389512	013034

* If currently using uncupped prop, use cupped prop having 2" less pitch. Boats with power trim use same pitch.

Numeric Part Number Definition

12		3	456
First 2 Digits		3rd Digit	Last 3 Digits
01 OMC	10 Yamaha	1 Cup AL	Reserved
02 Mariner	11 Honda	2 Uncup AL	for
03 Mercury	12 Chrysler Stern Drive	3 Cup SS	Part #
04 McCulloch-Scott Aero	13 Marine Drive System	4 Uncup SS	
05 Sears-Elgin-Eska	14 Tohatsu-Nissan	5 Cup Bronze	
06 Suzuki	15 Misc.	6 Uncup Bronze	
07 US Marine	16 OMC/Volvo	7 Cup Nibral	
08 Volvo-Penta-Archimedes	30 Skegs, Nuts	8 Uncup Nibral	
09 Wards Sea King	92 Gil Marine		


Motor & Model	Year	Boat Size & Recommendation	Blids.	Dia. & Pitch	ALUMINUM				STAINLESS STEEL			
					Nearest Force Equiv.	Price	Michigan Part No.	Nearest Force Equiv.	Price	Michigan Part No.		
3.5-3.6 HP	69-76	Standard Replacement	2	7 1/2 x 4 1/2	48-FP19	G20(LH)	\$42	072017				
3.5 HP	80-84	Standard Replacement	2	7 1/2 x 6 1/4	FP-318	PC6	\$82	072021				
4, 4.4, 6, 6.6, 7, 7.5, 8	68-88	Standard Replacement	2	8 x 5	FP-75	PC9	\$82	072022				
Spined Shaft		Standard Replacement	3	7 1/4 x 5 1/2	48-FP488	PC112	\$53	072123				
5 HP	87 Thru											
5 HP	75-77	Standard Replacement	2	7 1/2 x 5 1/2		G30(LH)	\$77	152014				
5 1/2-6 HP	56-59	Standard Replacement	2	7 1/2 x 7		GC54	\$125	072018				
6 HP	64-67	Standard Replacement	2	7 1/2 x 7		GC54	\$125	072018				
6-10 HP Sailor	76-78	Sailboats	3	10 3/8 x 10	FP-278	AMC308	\$77	072014				
Sailor 180-250	79-84											
6.7, 5.9, 2 HP	56-67	14'-12' Bts. - Light Loads	2	8 x 8		GC55	\$98	072019				
9.9 HP	68 Thru	14'-12' Bts. - Light Loads	2	8 1/4 x 8 1/4	48-FP70	PC12	\$51	072024				
10 HP	74-78	Standard Replacement	3	8 1/8 x 8 1/4	FP-408	PC20	\$51	072026				
12 HP	78-79	Standard Replacement	2	8 1/4 x 8	48-FP286-3	PC10	\$51	072023				
12.9 HP	68-75	14'-12' Bts. - Light Loads	3	8 x 9	FP-472	PC28	\$55	072122				
15 HP	80 Thru	16'-14' Bts. - Light Loads	3	8 1/4 x 6	FP-395	PC24	\$55	072121				
Spined Shaft		Aux. - Work Boats	3	8 1/4 x 5	FP-396	PC26	\$55	072125				
20-25 HP	68-78	Standard Replacement	3	8 1/2 x 8 1/2	FP-324	AMC490	\$115	152002				
Spined Shaft		14'-12' Bts. Light Loads	3	8 1/2 x 10	FP-346	PR8	\$115	072028				
20-25 HP	79-81	Cruisers, Houseboats, Sailboats	3	10 3/8 x 10	48-819337A40	AMC308	\$77	072014				
30 HP	66-82	19'-17' Bts. - All Loads, Skis	3	10 3/8 x 11 1/2	48-819336A40		\$77	072131				
35 HP	66-91	17'-16' Bts. - All Loads, Skis	3	10 3/8 x 12 1/2	48-819335A40		\$77	072132				
40HP	92 Thru	16'-14' Bts. - All Loads, Skis	3	10 3/8 x 13 1/2	48-819334A40		\$77	072133				
45 HP	66-84	16'-14' Bts. - Light Loads	3	10 3/8 x 14 1/2			\$77	072134				
Spined Shaft		Light Runabouts--Light Loads	3	10 1/2 x 15	FP-275		\$77	072124				
50 HP	82 Thru											
55-60 HP**	66-84											
45, 55-60 HP**	74-79	16'-14' Bts. - All Loads, Skis	3	11 1/4 x 13	FP-474	PR434	\$102	072068				
55, 60, 65 HP*	77-78	16'-14' Bts. - All Loads, Skis	3	10 x 13	FP-493	PR553	\$105	072070				
Spined Shaft	81-84	16'-14' Bts. - Light Loads	3	10 x 14					FP-496	SSC614C	\$373	073006
70 HP	91 Thru	19'-17' Bts. - All Loads, Skis	3	11 1/4 x 10	48-73132A40	PM600C	\$111	031015				
		18'-16' Bts. - All Loads, Skis	3	10 7/8 x 11	48-85632A40		\$111	031053				
		18'-16' Bts. - All Loads, Skis	3	10 5/8 x 12	48-816702A40	PM612C	\$111	031016	48-79792A5	SSM212C	\$310	033001
		17'-15' Bts. - All Loads, Skis	3	10 3/8 x 13	48-816704A40	PM613C	\$111	031017				
		17'-14' Bts. - All Loads	3	10 1/4 x 14	48-816706A40	PM614C	\$111	031018	48-76230A5		\$310	033028
		16'-14' Bts. - Light Loads	3	10 1/8 x 15	48-73140A40	PM615C	\$111	031019				
		15'-13' Bts. - Light Loads	3	10 x 17	48-73144A40	PM617C	\$111	031020				
80 HP**	61-65	17'-16' Bts. - All Loads, Skis	3	12 1/8 x 14	FP-84	PJ50	\$115	012033				
70-135 HP**	70-79	17'-16' Bts. - All Loads, Skis	3	13 1/8 x 15	FP-389	PR78	\$129	072032				
		16'-14' Bts. - All Loads, Skis	3	13 1/8 x 17	FP-372	PR80	\$129	072033	FP-520	SSC 117C	\$388	073001
		Light Runabouts--Light Loads	3	13 1/8 x 19	FP-383	PR82	\$129	072034				
70-140 HP*	77-89	19'-17' Bts. - All Loads, Skis	3	14 x 13	FPS-501	PR276	\$130	072054				
		17'-16' Bts. - All Loads, Skis	3	13 3/4 x 15	FPS-519	PR278	\$128	072055				
		16'-14' Bts. - All Loads, Skis	3	13 1/4 x 17	FPS-623	SPC180	\$128	072107	FP-539	SSC 317IIC	\$369	073003
		16'-14' Bts. - Light Loads	3	13 x 19	FPS-625	SPC182	\$128	072108	FP-540	SSC 319IIC	\$369	073004
		Hi-Performance Racing	3	13 x 21	FPS-526	SPC184	\$128	072109	FP-527	SSC 321IIC	\$369	073005
Single exhaust units only		22'-17' Bts. - All Loads, Skis	3	13 1/2 x 15	48-FP669-3		\$128	071035***				
85, 125 HP	88-89	22'-17' Bts. - All Loads, Skis	3	13 1/2 x 15	48-FP692-3		\$128	072127				
90, 120 HP	90 Thru	22'-17' Bts. - All Loads, Skis	3	13 3/4 x 15					FP-699		\$375	073007
150 HP	89 Thru	20'-16' Bts. - All Loads, Skis	3	13 1/2 x 17			\$128	071036***				
90 HP L-Drive	89-91	20'-16' Bts. - All Loads, Skis	3	13 1/2 x 17	48-FP685-3		\$128	072128				
120 HP L-Drive	89-91	20'-16' Bts. - All Loads, Skis	3	13 1/4 x 17					FP-668		\$375	073008
150 HP L-Drive	91	18'-16' Bts. - All Loads, Skis	3	13 x 19	48-FP686-4		\$128	071037***	FP-695		\$375	073009
		18'-16' Bts. - All Loads, Skis	3	13 x 19			\$128	072129				
*** Cupped Propeller		To 16' Bts. - All Loads, Skis	3	12 5/8 x 21	48-FP694		\$128	071038***				
		To 16' Bts. - All Loads, Skis	3	12 5/8 x 21	FP-693		\$128	072130				
		To 16' Bts. - All Loads, Skis	3	13 x 21					FP-696		\$375	073010
Dual exhaust units only		25' + Bts. - All Loads	3	14 x 11	48-77338A40		\$123	031054				
90, 120 HP	90 Thru	22' + Bts. - All Loads	3	14 x 13	48-77340A40		\$123	031055				
150 HP	89 Thru	24-19' Bts. - All Loads	3	13-3/4 x 15	48-77342A40	PM315C	\$123	031041	48-16986A5	SSM615IIC	\$363	033016
90 HP L-Drive	90-91	20-17' Bts. - All Loads, Skis	3	13-1/4 x 17	48-77344A40	PM317C	\$123	031042	48-16998A40	SSM617IIC	\$363	033017
120 HP L-Drive	90-91	19-16' Bts. - All Loads, Skis	3	13 x 19	48-77346A40	PM319C	\$123	031043	48-16990A40	SSM619IIC	\$363	033018
150 HP L-Drive	91	18-15' Bts. - All Loads, Skis	3	12-3/4 x 21	48-77348A40	PM321C	\$123	031044				
		18-15' Bts. - All Loads, Skis	3	13 x 21					48-16992A40	SSM621IIC	\$363	033019
Use Thrust washer		Up to 17' Bts. - Light Loads	3	12 -1/2 x 23	48-77350A40	PM323C	\$123	031045				
23-819057												

*** If currently using uncupped propeller, use cupped propeller with 2" less pitch. Boats with power trim use same pitch.


* One piece lower unit ** Two piece lower unit

† Requires special exhaust snout Part No. F744116 for proper fit


Motor & Model	Year	Boat Size & Recommendation	Blads.	Dia & Pitch	ALUMINUM			
					Nearest OMC Equiv.	Price	Michigan Part No.	
3-4 HP Weedless	52-73	Standard Replacement	3	6-1/8 x 4-1/2	203919	PJ3(LH)	\$42	012001
3-4 HP	64-72	Standard Replacement	3	8 x 4-1/2	310208	PJ5(LH)	\$42	012002
Right Angle Drive		Light Runabouts - Light Loads	3	8 x 5-1/2	315858	PJ6(LH)	\$42	012003
2.5, 4 HP	73 Thru							
4.4 1/2, Deluxe	80-83	Heavy Bts. Sailboats	3	8 1/2 x 7	391096	PJ47	\$49	012031
6, 7 1/2, 8 HP	86 Thru	Standard Replacement	3	8-1/2 x 9	390237	PJ49	\$49	012032
5 1/2 - 6 HP	54-65	16'-14' Bts. - Light Loads	3	7-3/4 x 6-1/2		AM431	\$48	012067
		14'-12' Bts. - Light Loads	2	8 x 7-1/4	376968	PJ300	\$47	012060
5 HP	65-68	14'-12' Bts. - Light Loads	3	8 x 7-1/2	380104	PJ7(LH)	\$78	012004
6 HP	66-79	14'-12' Bts. - Light Loads	2	8 x 7-1/4	386955	PJ8	\$40	012005
		16'-14' Bts. - Light Loads	3	7-3/4 x 6-1/2		AMC422	\$48	012068
9.5 HP	64-73	24'-20' Bts. - Sailboats	3	8-1/4 x 6-1/2		SMC12	\$59	012100
10 HP	58-63	16'-14' Bts. - All Loads, Skis	3	8-1/4 x 8	387334	PJ11	\$46	012008
10, 12, 14 HP***	82 Thru	16'-14' Runabouts	3	8-1/4 x 9	391534	SMC18	\$50	012101
*Commercial & Workhorse		14'-12' Bts. - Light Loads	3	8-1/4 x 8-1/2	377635	PJ10	\$46	012007
9.9-15 HP	74 Thru	Heavy Bts., Sailboats	3	10 x 5	386669		\$64	012113
Thru Hub Exhaust		16'-14' Bts. - All Loads, Skis	3	10 x 7	398126		\$64	012112
		Standard Replacement	3	9-1/2 x 10	174950		\$64	012111
		Weedless	2	9 x 10	386670	PJ27	\$67	012019
10 HP	51-57	14'-12' Bts. - All Loads	3	9 x 8	277595	PJ9	\$53	012006
15 HP	53-56	Cruisers, Houseboats, Sailboats	3	9-1/4 x 7	388294	SMC39	\$61	012102
18 HP	57-73	18'-16' Bts. - Heavy Loads	3	9 x 8		PJ21	\$53	012014
20 HP	69-73	17'-16' Bts. - All Loads, Skis	4	9 x 9		AMC448	\$88	012072
25 HP	69-77	Weedless	3	9 x 10	592959	EWC19	\$57	012076
Pin Drive		16'-14' Bts. - Heavy Loads	3	9 x 9	379717	PJ19	\$53	012109
		14'-12' Bts. - Heavy Loads	3	9 x 10	383629	PJ16	\$53	012011
		14'-12' Bts. - Light Loads	3	9-1/4 x 11	388088	PJ18	\$53	012013
		14'-12' Bts. - Light Loads	3	9-1/4 x 12		PJ15	\$53	012010
25 HP	51-55	Barges, Extra Heavy Boats	3	10-1/2 x 8		SMC47	\$60	012063
28 HP	62-64	Cruisers, Houseboats, Sailboats	3	10-1/2 x 10	376738	PJ41	\$59	012027
30 HP	56	19'-17' Bts. - All Loads, Skis	3	10-3/8 x 11-1/2	385955	PJ31	\$59	012023
33 HP	65-70	16'-14' Bts. - All Loads, Skis	3	10-3/8 x 12-1/2	378580	PJ30	\$59	012022
35 HP	57-59	16'-14' Bts. - All Loads, Skis	3	10-1/2 x 12	380637	PJ32	\$59	012024
40 HP	60-76	16'-14' Bts. - Light Loads	3	10-3/8 x 13-1/2	378579	PJ35	\$59	012025
40 HP	78-85	16'-14' Bts. - Light Loads	3	10-1/2 x 13	384460	PJ42	\$59	012028
Commercial & Workhorse		14'-12' Bts. - Light Loads	3	10-3/8 x 14	378571	PJ40	\$59	012026
Pin Drive								
14 HP	89	18'-16' Bts. - Heavy Loads	3	9 x 9	389068	PJ29	\$53	012021
25 HP	78-84	17'-15' Bts. - All Loads, Skis	3	9 x 10	389069	PJ22	\$53	012015
25 HP	78-91	17'-14' Bts. - All Loads, Skis	3	9-1/4 x 11	388883	PJ24	\$53	012016
Commercial & Workhorse		17'-14' Bts. - Light Loads	3	9-1/4 x 12	389944	PJ45	\$53	012030
Spline Drive								
28 HP	86 Thru							
20 HP	84 Thru	Cruisers, Houseboats	3	11-1/4 x 7	387320	PJ94	\$79	012053
25 HP	84 Thru	20'-17' Bts. - All Loads, Skis	3	11 x 9	386317	PJ95	\$79	012054
30 HP	84 Thru	18'-16' Bts. - All Loads, Skis	3	10-1/2 x 11	175190	PJ96	\$79	012055
35 HP	76 Thru	17'-15' Bts. - All Loads, Skis	3	10 x 13	175191	PJ97	\$79	012056
25 HP	93	15'-13' Bts. - All Loads, Skis	3	10 x 15	390380	PJ98	\$79	012057
Commercial Thru Hub Exhaust								
50 HP V-4	58-59	16'-14' Bts. - All Loads, Skis	3	12-1/8 x 14	278155	PJ50	\$115	012033
Pin Drive								
40 HP 2 Cyl.	84 Thru	Cruisers, Houseboats	3	13 x 11	386907	PJ58	\$91	012036
48 HP	87 Thru	18'-15' Bts.-All Loads, Skis	3	12-1/2 x 13	386909	PJ59	\$91	012037
50 HP 2 Cyl.	75 Thru	17'-14' Bts.-All Loads, Skis	3	12-1/4 x 15	386786	PJ60	\$91	012038
55 HP 2 Cyl.	76-79	15'-13' Bts.-Light Loads	3	11-3/4 x 17	386841	PJ61	\$91	012039
60 HP 2 Cyl.	80-85	14'-12' Bts.-Light Loads	3	11-1/2 x 19	386908	PJ62	\$91	012040
75 HP 3 Cyl.	75-85		3	11-1/4 x 19				
Sprint	86-90							
Formula E	86-90							
Small Gear Case Thru Hub Exhaust								
45 HP 2 Cyl.*	86 Thru	Cruisers, Houseboats	4	14 x 10		DG320	\$148	012074
*Commercial		Cruisers, Houseboats	3	14 x 11	382761	PJ87	\$106	012047
50 HP 2 Cyl.	71-74	Cruisers, Houseboats	3	14 x 13	382762	PJ79	\$106	012048
50 HP 2 Cyl.*	77-79							
55 HP 2 Cyl.*	80 Thru				391668	*PJ88C	\$106	011001
*Commercial		22'-19' Bts.-All Loads	4	14 x 12		DG328	\$148	012075
55 HP 3 Cyl.	68-69	19'-17' Bts.-All Loads, Skis	3	13-3/4 x 15	382763	PJ80	\$106	012049
60 HP 3 Cyl.	70-71	19'-17' Bts.-All Loads, Skis	3	13-3/4 x 15	391198	*PJ89C	\$106	011002
60 HP 3 Cyl.	86 Thru	18'-15' Bts.-All Loads, Skis	3	13-1/4 x 17	382764	PJ81	\$106	012050
65 HP 3 Cyl.	72-73	18'-15' Bts.-All Loads, Skis	3	13-1/4 x 17	391199	*PJ90C	\$106	011003
65 HP 3 Cyl.*	84 Thru	16'-14' Bts.-All Loads, Skis	3	13 x 19	382765	PJ82	\$106	012051
*Commercial		16'-14' Bts.-All Loads, Skis	3	13 x 19	390896	*PJ91C	\$106	011004
70 HP 3 Cyl.	74 Thru	16'-14' Bts.-Light Loads	3	12-3/4 x 21	389788	*PJ83C	\$106	011005
75 HP 3 Cyl.	75-84							
Lg. Gear Case All Thru Hub Exhaust								



Evinrude/Johnson 9.9-15 HP Aluminum



Evinrude/Johnson 15-25 HP Pin Drive Aluminum



Evinrude/Johnson 20-35 HP Aluminum

STAINLESS STEEL

Nearest OMC Equiv.	Price	Michigan Part No.
390849 SST®	\$279	013024
390850 SST® SSO315C	\$279	013010
390851 SST®	\$279	013026
390852 SST®	\$279	013032
389949 SST II®	\$342	013028
389948 SST II® (13-3/8 x 17)	\$342	013030
389510 SST II®	\$342	013033
389512 SST II®	\$342	013034

*** Engines being offered in European market only.

* Indicates Cupped


Motor & Model	Year	Boat Size & Recommendation	Blads.	Dia & Pitch	ALUMINUM			STAINLESS STEEL		
					Nearest OMC Equiv.	Price	Michigan Part No.	Nearest OMC Equiv.	Price	Michigan Part No.
60,65,75,80, 85,90 HP V-4 Small Hub Prop --uses special small nut-- Part No. 302001*** \$14.00 Pin Drive	60-68	19'-17' Bts.-All Loads, Skis	3	10 x 9-1/4	379260	¶ PJ74	\$84	012042		
		19'-17' Bts.-All Loads, Skis	3	10-1/4 x 10	378040	PJ75	\$84	012043		
		17'-16' Bts.-All Loads, Skis	3	10 x 11	381446	¶ PJ73	\$84	012041		
		17'-16' Bts.-All Loads, Skis	3	10 x 11	377978	PJ76	\$84	012044		
		16'-14' Bts.-All Loads, Skis	3	10 x 12	378039	PJ77	\$84	012045		
100 HP V-4 Pin Drive	66-68	24'-20' Bts.-One Engine	3	14 x 11	382676	PR115	\$154	012089		
		24'-20' Bts.-One Engine	3	14 x 12	382017	PR118	\$154	012090		
85 HP V-4	69-80	Cruisers, Houseboats	4	14 x 10		DQ320	\$148	012074		
85 HP V-4	91 Thru	Cruisers, Houseboats	4	14 x 12		DQ328	\$148	012075		
88 HP V-4	81 Thru	Cruisers, Houseboats	4	14 x 11	382761	PJ87	\$106	012047		
90 HP V-4	81 Thru	Cruisers, Houseboats	3	14 x 13	382762	PJ79	\$106	012048		
100 HP V-4	79-80	Cruisers, Houseboats	3	14 x 13	391668	* PJ88C	\$106	011001		
100 HP V-4	88 Thru	24'-20' Bts.	3	13-3/4 x 15	382763	PJ80	\$106	012049		
110 HP V-4	86-89	24'-20' Bts.	3	13-3/4 x 15	391198	* PJ89C	\$106	011002	389949	SST II® \$342 013028
115 HP V-4	73 Thru	24'-20' Bts.	3	13-3/4 x 15	391198	* PJ89C	\$106	011002		
120 HP V-4	86 Thru	22'-19' Bts.-All Loads	3	13-1/4 x 17	382764	PJ81	\$106	012050		
125 HP V-4	71-72	22'-19' Bts.-All Loads	3	13-1/4 x 17	391199	* PJ90C	\$106	011003	389948	(13-3/8 x 17) SST II® \$342 013030
135 HP V-4	73-76	19'-17' Bts.-All Loads, Skis	3	13 x 19	382765	PJ82	\$106	012051		
140 HP V-4	77-84	19'-17' Bts.-All Loads, Skis	3	13 x 19	390896	* PJ91C	\$106	011004	389510	SST II® \$342 013033
140 HP V-4 Thru Hub Exhaust	86 Thru	18'-15' Bts.-All Loads, Skis	3	12-3/4 x 21	389788	* PJ83C	\$106	011005	389512	SST II® \$342 013034
		High-Performance SS	3	13 1/4 x 17					394758	Raker™ \$379 013027
		High-Performance SS	3	13 1/4 x 19					394759	Raker™ \$379 013029
		High-Performance SS	3	13 1/4 x 21					394760	Raker™ \$379 013031
100 HP V-4*	84 Thru	Cruisers, Houseboats	3	15-1/2 x 10		• PJ199C	\$180	011015		
120-140 HP V-4	1985	Cruisers, Houseboats	3	15-1/2 x 13	387158	PJ200	\$126	012059		
140 (25") V-4	89 Thru	Cruisers, Houseboats	3	15-1/2 x 13	391536	PJ200C	\$126	011016		
V-6 Gearcase *Commercial		Cruisers, Houseboats	3	15-1/2 x 15	391535	PJ201C	\$126	011006		
150 HP V-6	78 Thru	Cruisers, Houseboats	3	15 x 15					174926	SST II® \$371 013052
GT, XP 150 V-6	86-91	26'-20' Bts.-All Loads, Skis	3	15 x 17	391200	PJ202C	\$126	011007		
155 HP V-6*	84 Thru	26'-20' Bts.-All Loads, Skis	3	15 x 17					391290	SST II® \$371 013044
175 HP V-6	77 Thru	22'-18' Bts.-All Loads, Skis	3	14-1/2 x 19	391201	PJ203C	\$126	011008		
GT, XP 175 V-6	89-91	22'-18' Bts.-All Loads, Skis	3	14-1/2 x 19					389924	SST II® \$371 013046
*Commercial		19'-17' Bts.-All Loads, Skis	3	14-1/4 x 21	391202	PJ204C	\$126	011009		
185 HP V-6	84-85	19'-17' Bts.-All Loads, Skis	3	14-1/4 x 21					389923	SST II® \$371 013048
200 HP V-6	76 Thru	18'-15' Bts.-All Loads, Skis	3	14-1/4 x 23	391203	PJ205C	\$126	011010		
GT, XP 200 V-6	86-93	18'-15' Bts.-All Loads, Skis	3	14-1/4 x 23					389019	SST II® \$371 013050
225 HP V-6	86 Thru	18'-15' Bts.-All Loads, Skis	3	14-1/4 x 23						
235 HP V-6	78-85	42-52 MPH	3	14 1/4 x 20					394753	Raker™ \$405 013054
2.6L V-6	84-85	53-58 MPH	3	14 1/4 x 22					394754	Raker™ \$405 013056
250 HP V-8	91 Thru	57-63 MPH	3	14 1/4 x 24					394755	Raker™ \$405 013058
275 HP V-8	86-88	62-72 MPH	3	14 1/4 x 26					394756	Raker™ \$405 013060
300 HP V-8	86 Thru	62-72 MPH	3	14 1/4 x 26						
GT, XP300 V-8	86-93	50-62 MPH	4	13 3/4 x 22					431717	Shooter® \$415**013036
3.6L V-8	86 Thru	55-67 MPH	4	13 3/4 x 24					431718	Shooter® \$415**013038
Thru-Hub Exhaust		60-72 MPH	4	13 3/4 x 26					431719	Shooter® \$415**013040
Left Hand Rotation Propellers			3	15 x 15					174927	SST II® LH \$371 013051
All V-6 & V-8	87 Thru		3	15 x 17					431930	SST II® LH \$371 013043
V-4 (V-6 Gearcase)	88 Thru		3	14-1/2 x 19					390822	SST II® LH \$371 013045
Counter-Rotation Outboards			3	14-1/4 x 21					390821	SST II® LH \$371 013047
			3	14-1/4 x 23					390823	SST II® LH \$371 013049
			3	14 1/4 x 20					398502	Raker™ LH \$405 013055
			3	14 1/4 x 22					398503	Raker™ LH \$405 013057
			3	14 1/4 x 24					398504	Raker™ LH \$405 013059
			3	14 1/4 x 26					398505	Raker™ LH \$405 013061




OMC OUTBOARD ("Heavy-Duty Special" Hard to Plane Boats)

Motor & Model	Year	Boat Size (Speed MPH)	Mat'l.	Blads	Dia. & Pitch	Price	LH Part No.	RH Part No.
120-140 HP V-4 Thru Hub Exhaust V-6 Gearcase	85 Thru	24'-22' Single (33-40)	S.S.	3	15 1/4 X 17	\$440		013015
		22'-20' Twin (39-50)	S.S.	3	14 1/2 X 21	\$440	013023	013017
		21'-18' Single (39-50)	S.S.	3	14 1/2 X 21	\$440		013017
150-235 HP V-6 Thru Hub Exhaust	76 Thru	32'+ Twin (35-45)	S.S.	3	15 1/4 X 17	\$440		013015
		28'-24' Single (35-45)	S.S.	3	15 1/4 X 17	\$440		013015
250 HP - 300 V-8 Thru Hub Exhaust	86 Thru	24'-22' Twin (45-53)	S.S.	3	14 1/2 X 21	\$440		013017
		22'-20' Single (45-53)	S.S.	3	14 1/2 X 21	\$440	013023	013017


* If currently using uncupped prop, use cupped prop having 2" less pitch. Boats with power trim use same pitch.
 • 2 1/2" of skeg must be removed for proper fit. Use thrust washer 333592.
 ** Forward Thrust washer A-9500-111 comes with propeller and replaces the standard OMC Thrust Washer. If used on 1991 or 1992 model engines OMC thrust washer 126869 must be used.
 SST II® is a Registered Trademark of the OMC Corporation. Shooter™ and Raker™ are trademarks of the OMC Corporation.
 *** Available from Michigan Wheel Corporation Distributors, order part 302001 (NP74)



Evinrude / Johnson
40-50 HP
Aluminum




GZL 6 Gun Composite Propeller
see page 23




Evinrude / Johnson
40-50 HP
Stainless Steel
Equivalent to OMC SSTII®


V-4 Propellers



Evinrude / Johnson
V-4 Aluminum




Evinrude / Johnson
V-4 Stainless Steel
Equivalent to OMC SSTII®




Evinrude / Johnson
V-4 High Performance
Stainless Steel
Equivalent to OMC Raker™


V-6 Propellers



Evinrude / Johnson
V-6 Aluminum




Evinrude / Johnson V-6 RH & LH Stainless Steel
Equivalent to OMC SSTII®




Evinrude / Johnson
V-6 4 Blade
Stainless Steel
Equivalent to OMC Shooter




Evinrude / Johnson V-6 RH & LH High Performance Edge II Stainless Steel
Equivalent to OMC Raker™




Motor & Model	Year	Boat Size & Recommendation	Blids.	Dia. & Pitch	ALUMINUM			Michigan Part No.
					Nearest Merc. Equiv.	Price		
40	73-75	Standard Replacement	2	8-1/4 x 6	48-63494A10	PM 8	\$49	032014
45	73-81							
60	61-67	Standard Replacement	2	8 x 8	48-45890A1	PM 6	\$72	032013
Mark 28, 28A	58-62	16'-14' Bts. - All Loads, Skis	3	9-1/4 x 9	48-28037A1	PM 27(LH)	\$85	032025
200-250								
Merc 7.5, 9.8, 110	68-85	Standard Replacement	2	9 x 9	48-47922A10	PM 21	\$42	032021
8 Spline	68-79	Light Runabouts - Light Loads	2	9 x 10	48-47926A10	PM 19	\$42	032019
Merc 20	63-81	16'-14' Bts. - All Loads, Skis	3	9 x 7	48-47670A10	PM 20	\$71	032020
		Standard Replacement	2	9-7/8 x 11	48-86962A4		\$68	032136
6 HP	86 Thru	Houseboat, Workboat	3	9-3/4 x 5-1/2	48-33480A1		\$68	032135
8 HP	86 Thru	14'-20' Bts.-All Loads	3	9-1/4 x 7	48-42518A11		\$69	032137
9.9 HP	86 Thru	Standard Replacement	3	9-1/4 x 7	48-42520A12		\$69	032138
15 HP	89 Thru	14'-16' Bts.-All Loads	3	9 x 10-1/2	48-42522A12		\$69	032139
18 HP	80-85	19'-15' Bts.	3	10-3/8 x 11	48-17874A12		\$69	032140
20 HP	86 Thru	17'-13' Bts.	3	10-3/8 x 13	48-19638A40	PM 24C	\$96	031049
25 HP	80 Thru	Up to 14' Bts.	3	10-1/4 x 14-1/2	48-19640A40	PM 23C	\$96	031048
Thru Hub Exhaust					48-19642A40	PM 22C	\$96	031047
Mark 35A, Mark 50, 55, Mark 58, 58A, 300, 350, 400, 500	56-61	17'-16' Bts. - All Loads, Skis	3	10 x 10	48-22575A2	AMC 580S	\$119	032077
All 11 Spline								
300, 350	62-69	Cruisers, Houseboats, Sailboats	3	10-1/4 x 9	48-32194A1	PR 31	\$115	032083
400,450,500		19'-17' Bts. - All Loads, Skis	3	10-1/4 x 10	48-33774A1	PR 33	\$115	032084
Thru Prop Exhaust		17'-16' Bts. - All Loads, Skis	3	10-1/4 x 11	48-38098A1	PR 35	\$115	032085
		16'-14' Bts. - All Loads, Skis	3	10-1/4 x 12	48-38094A1	PR 37	\$115	032086
		16'-14' Bts. - Light Loads	3	10-1/4 x 13	48-38090A1	PR 39	\$115	032087
400-402-500	70-73	19'-17' Bts. - All Loads, Skis	3	10-1/4 x 11	48-56244A1	PR335	\$115	032097
Prop Exhaust		17'-16' Bts. - All Loads, Skis	3	10-1/4 x 12	48-56240A1	PR337	\$115	032098
13 Spline		16'-14' Bts. - All Loads, Skis	3	10-1/4 x 13	48-56236A1	PR339	\$115	032099
		16'-14' Bts. - Light Loads	3	10-1/4 x 15	48-56232A1	PR343	\$115	032100
402-500	74-76	22'-19' Bts. - All Loads	3	12-1/4 x 10	48-61812A1	PM530	\$111	032045
650	72-76	19'-17' Bts. - All Loads, Skis	3	12 x 11	48-61814A1	PM527	\$111	032044
		17'-16' Bts. - All Loads, Skis	3	11-3/4 x 12	48-61816A1	PM524	\$111	032043
		18'-15' Bts. - All Loads, Skis	3	11-1/2 x 13	48-61818A1	PM521	\$111	032042
		16'-14' Bts. - Light Loads	3	11-1/4 x 14	48-61820A1	PM518	\$111	032041
		15'-13' Bts. - Light Loads	3	11 x 15	48-61822A1	PM515	\$111	032040
		14'-12' Bts. - Light Loads	3	10-3/4 x 16	48-61824A1	PM513	\$111	032039
402-500-700 HP	77-84	19'-17' Bts. - All Loads, Skis	3	11-1/4 x 10	48-73132A40	PM600C	\$111	031015
30 HP (2:1 Gear)	94 Thru	18'-16' Bts. - All Loads, Skis	3	10-7/8 x 11	48-85632A40		\$111	031053
35 HP (2 Cyl. In Line)	84-89	18'-16' Bts. - All Loads, Skis	3	10-5/8 x 12	48-73134A40	PM612C	\$111	031016
40 HP (2 Cyl. In Line)	77-83	17'-15' Bts. - All Loads, Skis	3	10-3/8 x 13	48-73136A40	PM613C	\$111	031017
40 HP (4 Cyl. In Line)	90 Thru	17'-14' Bts. - All Loads	3	10-1/4 x 14	48-73138A40	PM614C	\$111	031018
45 HP (4 Cyl. In Line)	86-89	16'-14' Bts. - Light Loads	3	10-1/8 x 15	48-73140A40	PM615C	\$111	031019
50 HP (4 Cyl. In Line)	77-85	15'-13' Bts. - Light Loads	3	10 x 17	48-73144A40	PM617C	\$111	031020
50 HP (3 Cyl. In Line)	86 Thru							
60 HP (3 Cyl. In Line)	84 Thru							
70 HP (3 Cyl. In Line)	Thru 83							
650 4 Cyl. (2:1)	61-70	24'-20' Bts.	3	13 x 11	48-35936A3	**PR151	\$121	**032089
800-850 6 Cyl.	Thru 72	22'-19' Bts.	3	13 x 13	48-58826A3	**PR153	\$121	**032090
900-1150	Thru 77	19'-17' Bts. - All Loads, Skis	3	13 x 15	48-32390A3	**PR155	\$121	**032091
650 2Cyl.	Thru 71	19'-17' Bts. - All Loads, Skis	3	13 x 15		**PR155C	\$121	**031001
800-850 4 Cyl.	72-77	19'-17' Bts. - All Loads, Skis	3	13-3/4 x 15				
1000-1100	Thru 77	17'-16' Bts. - All Loads, Skis	3	13 x 17	48-65022A1	**PR157	\$121	**032092
1150-1250	Thru 77	17'-16' Bts. - All Loads, Skis	3	13 x 17		**PR157C	\$121	**031002
1350	Thru 77	17'-16' Bts. - All Loads, Skis	3	13-1/4 x 17				
1400-1500 In Line 6	Thru 77	17'-16' Bts. - All Loads, Skis	3	13-1/4 x 17	48-65024A1	**PR159	\$121	**032093
		18'-15' Bts. - All Loads, Skis	3	13 x 19		**PR159C	\$121	**031003
		18'-15' Bts. - All Loads, Skis	3	13 x 19		**PR161	\$121	**032094
		16'-14' Bts. - All Loads, Skis	3	13 x 21	48-67280A1	**PR161C	\$121	**031004
		16'-14' Bts. - All Loads, Skis	3	13 x 21				
70 HP 3 Cyl.	87-89	25' + Bts. - All Loads	3	14 x 11	48-77338A40		\$123	*031054
75 HP 3 Cyl.	90 Thru	22' + Bts. - All Loads	3	14 x 13	48-77340A40		\$123	*031055
75 HP In Line 4	84-86	24'-19' Bts. - All Loads	3	13 3/4 x 15	48-77342A40	¶*PM315C	\$123	*031041
80 HP In Line 4	78-83	20'-17' Bts. - All Loads, Skis	3	13 1/4 x 17	48-77344A40	¶*PM317C	\$123	*031042
80 HP 3 Cyl.	87-89	19'-16' Bts. - All Loads, Skis	3	13 x 19	48-77346A40	*PM319C	\$123	*031043
90 HP In Line 6	78-86	18'-15' Bts. - All Loads, Skis	3	12 3/4 x 21	48-77348A40	*PM321C	\$123	*031044
90 HP 3 Cyl.	87 Thru	18'-15' Bts. - All Loads, Skis	3	13 x 21				
100 HP In Line 4	88 Thru	Light Runabouts, Light Loads	3	12 1/2 x 23	48-77350A40	*PM323C	\$123	*031045
115 HP In Line 6	78-89							
115 HP In Line 4	88 Thru							
125 HP In Line 4	94 Thru							
140 HP	78-81							
*Use Thrust Washer 13191A1								



Mercury 8-15 HP Aluminum



Mercury 70-115 HP Aluminum



Mercury 70-115 HP Stainless Steel

STAINLESS STEEL

Nearest Merc. Equiv. Price Michigan Part No.

48-79792A5 SSM212C \$310 033001

48-76230A5 \$310 033028

48-16986A5 ¶ SSM615IIC \$363 ¶ 033016

48-16988A5 ¶ SSM617IIC \$363 ¶ 033017

48-16990A40 * SSM619IIC \$363 *033018

48-16992A40 * SSM621IIC \$363 *033019

48-16986A5 ¶ SSM615IIC \$363 ¶ 033016


48-16988A5 ¶ SSM617IIC \$363 ¶ 033017

48-16990A40 * SSM619IIC \$363 *033018


48-16992A40 * SSM621IIC \$363 *033019

¶ Requires High Performance Trim Tab C46399A1 for Proper Fit.


Motor & Model	Year	Boat Size & Recommendation	Blcs.	Dia. & Pitch	ALUMINUM			STAINLESS STEEL				
					Nearest Merc. Equip.	Price	Michigan Part No.	Nearest Merc. Equip.	Price	Michigan Part No.		
150 XR-4	Thru 91	53-62 MPH	4	13 1/4 x 22				48-815744A40	High Five™	\$469	033068	
150 XR-6*	92 Thru	55-63 MPH	4	13 1/4 x 23						\$469	033069	
*4-1/4 gear case		59-67 MPH	4	13 1/4 x 24				48-815746A40	High Five™	\$469	033070	
		64-73 MPH	4	13 1/4 x 25						\$469	033071	
135 HP	87 Thru	30'-28' (45-50 MPH) Sgl or Twin	3	15 x 19						SSM 292C	\$458	033021
150 HP V-6	78 Thru	28'-24' (50-55 MPH) Sgl. or Twin	3	14-1/2 x 21						SSM 312C	\$458	033022
150 XR V-6	93 Thru	Cruisers, Houseboats	3	16 x 11	48-78112A40	PM 211C	\$139	031021				
150 HP XR6 V-6*	93 Thru	Cruisers, Houseboats	3	16 x 13	48-78114A40	PM 213C	\$139	031022				
*4-3/4 Gear case		22'-25 Bts. - All Loads	3	16 x 14	48-16438A40		\$139	031050				
175 HP V-6	78-81	21'-24' Bts. - All Loads	3	15-1/4 x 15	48-78116A40	PM 215C	\$139	031023				
175 HP V-6	85 Thru	21'-24' Bts. - All Loads	3	14-1/2 x 15					48-16312A4	SSM 245C	\$405	033002
175 XR V-6	91 Thru	20'-23 Bts. - All Loads, Skis	3	16 x 16	48-16440A40		\$139	031051				
200 HP V-6	78 Thru	19'-23' Bts. - All Loads, Skis	3	14-1/2 x 17	48-78118A40	PM 217C	\$139	031024	48-16314A4	SSM 247C	\$405	033003
200 HP XR V-6	87 Thru	18'-22' Bts. - All Loads, Skis	3	15 1/2 x 18	48-11324A40		\$139	031052				
220 HP V-6	87-88	18'-21' Bts. - All Loads, Skis	3	14 x 19	48-78120A40	PM 219C	\$139	031025	48-16316A4	SSM 249C	\$405	033004
220 HP XR V-6	87-88	18'-20' Bts. - All Loads, Skis	3	13-3/4 x 21	48-78122A40	PM 221C	\$139	031026	48-16318A4	SSM 251C	\$405	033005
225 HP V-6	81-82	17'-20' Bts. - All Loads, Skis	3	13-1/2 x 23	48-78124A40	PM 223C	\$139	031027	48-16320A4	SSM 253C	\$405	033006
225 HP V-6	94 Thru											
300 HP V-6	83											
3.4 Litre	84-86											
Use Thrust Washer 13171												
High Performance Propellers		42-52 MPH	3	14 1/4 x 20					48-16546A41	Laser II™	\$405	033060
		53-58 MPH	3	14 1/4 x 22					48-16548A41	Laser II™	\$405	033062
		57-63 MPH	3	14 1/4 x 24					48-16550A41	Laser II™	\$405	033064
		62-72 MPH	3	14 1/4 x 26					48-16552A41	Laser II™	\$405	033066
			3	14 1/4 x 20	Left Hand				48-16545A41	Laser II™	\$405	033061
			3	14 1/4 x 22	Left Hand				48-16547A41	Laser II™	\$405	033063
			3	14 1/4 x 24	Left Hand				48-16549A41	Laser II™	\$405	033065
			3	14 1/4 x 26	Left Hand				48-19709A40	Laser II™	\$405	033067
		50-62 MPH	4	13 3/4 x 22	4 Blade Hole						\$419	033038*
		55-67 MPH	4	13 3/4 x 24	Shot						\$419	033040*
		60-72 MPH	4	13 3/4 x 26	Propellers						\$419	033042*
					* Forward Thrust Washer A-9500-110 comes with propeller and replaces Mercury Forward Thrust Washer.							
250 HP	90	21'-24' Bts.-All Loads, Skis	3	15 1/4 x 19					48-13700A41	Mirage™	\$475	033030
275 HP	90 Thru	18'-22' Bts.-All Loads, Skis	3	14 3/4 x 21					48-13702A41	Mirage™	\$475	033032
Performance Propellers		18'-21' Bts.-All Loads, Skis	3	14 5/8 x 23					48-13704A41	Mirage™	\$475	033034
		18'-20' Bts.-All Loads, Skis	3	14 1/2 x 25					48-13706A41	Mirage™	\$475	033036



Mercury 135-300-HP Aluminum



GAL 6 Gun Composite Propeller see page 23




Mercury 135-300-HP Stainless Steel Equivalent to QSS




Mercury V-6 High Performance Stainless Steel Equivalent to Laser II™




Mercury V-6 High Performance Stainless Steel Equivalent to Laser II™



Mercury 250-275 HP Stainless Steel Equivalent to Mirage™




Mercury XR4-XR6 4 Blade




Mercury V-6 4 Blade Stainless Steel

High Five™, Mirage™, and Laser II™ are trademarks of the Brunswick Corporation.


Motor & Model	Year	Boat Size & Recommendation	Blids. Dia. & Pitch	ALUMINUM			STAINLESS STEEL				
				Nearest Mariner Equiv.	Price	Michigan Part No.	Nearest Mariner Equiv.	Price	Michigan Part No.		
8 HP	76-84	24'-20' Bts. - Sailboats 16'-14' Bts. - All Loads, Skis 16'-14' Bts. - Light Loads	3 8-1/4 x 6-1/2 3 8-1/4 x 8 3 8-1/4 x 9	48-82763 48-82764 48-82766	SMC12 PJ11 SMC18	\$59 \$46 \$50	012100 012008 012101				
6 HP 8 HP 9.9 HP 15 HP	94 Thru 87 Thru 87 Thru 89 Thru	Houseboat, Workboat 14'-20' Bts. - All Loads Standard Replacement 14'-16' Bts. All Loads	3 9-3/4 x 5-1/2 3 9-1/4 x 7 3 9 x 9 3 9 x 10-1/2	48-42518A11 48-42520A12 48-42522A12 48-17874A12		\$69 \$69 \$69 \$69	032137 032138 032139 032140				
15 HP 15A W15 20 HP 25 HP	76-81 79-82 77-85 76-79 77-79	Houseboats, Sailboats 14'-12' Bts. - Heavy Loads 14'-12' Bts. - All Loads, Skis 14'-12' Bts. - Light Loads	3 9-1/4 x 7 3 9 x 10 3 9-1/4 x 11 3 9-1/4 x 12	48-96628M 48-96625M 48-96623M 48-96622M	SMC39 PJ16 PJ18 PJ15	\$61 \$53 \$53 \$53	012102 012011 012013 012010				
20-25 HP Thru Hub Exhaust	85 Thru	19'-15' Bts. 17'-13' Bts. Up to 14' Bts.	3 10-3/8 x 11 3 10-3/8 x 13 3 10-1/4 x 14-1/2	48-19638A40 48-19640A40 48-19642A40	PM24C PM23C PM22C	\$96 \$96 \$96	031049 031048 031047				
25 HP 28 HP 30 HP Flow-Thru Exhaust	80-84 76-79 79-90	18'-16' Bts. - All Loads, Skis 17'-14' Bts. - All Loads, Skis 16'-13' Bts. - Light Loads	3 9-7/8 x 9 3 9-7/8 x 10-1/2 3 9-3/8 x 12	48-81647M 48-81649M 48-82826M	PM39 PM40 PM42	\$92 \$92 \$92	022001 022002 022003				
W40 HP	77-78	20'-18' Bts. - All Loads	3 11-3/4 x 8-3/4	48-96636M	PM62	\$109	022006				
For Non "Thru Prop" Exhaust											
30 HP (2:1 Gear) 40 HP 2 Cyl. 40 HP 4 Cyl. 45 HP 4 Cyl. 48 HP 50 HP 4 Cyl. 50 HP 3 Cyl. 60 HP 70 HP 3 Cyl. All Thru-Hub Exhaust	94 Thru 78-90 91 Thru 86 Thru All Years Thru 85 86 Thru 78 Thru Thru 83	22'-19' Bts. - All Loads 18'-15' Bts. - All Loads, Skis 18'-15' Bts. - All Loads, Skis 17'-16' Bts. - All Loads, Skis 16'-14' Bts. - Light Loads 15'-13' Bts. - Light Loads 15'-12' Bts. - Light Loads	3 11-1/4 x 10 3 10-7/8 x 11 3 10-5/8 x 12 3 10-3/8 x 13 3 10-1/4 x 14 3 10-1/8 x 15 3 10 x 17	48-73132A40 48-85632A40 48-73134A40 48-73136A40 48-73138A40 48-73140A40 48-73144A40	PM600C PM612C PM613C PM614C PM615C PM617C	\$111 \$111 \$111 \$111 \$111 \$111 \$111	031015 031053 031016 031017 031018 031019 031020	48-79792A5 SSM 212C 48-76230A5	\$310 \$310	033001 033028	
60 HP	76	22'-19' Bts. - All Loads 19'-17' Bts. - All Loads, Skis 18'-15' Bts. - All Loads, Skis 17'-16' Bts. - All Loads, Skis 16'-14' Bts. - Light Loads 15'-13' Bts. - Light Loads 14'-12' Bts. - Light Loads	3 12-1/4 x 10 3 12 x 11 3 11-3/4 x 12 3 11-1/2 x 13 3 11-1/4 x 14 3 11 x 15 3 10-3/4 x 16	48-61812A1 48-61814A1 48-61816A1 48-61818A1 48-61820A1 48-61822A1 48-61824A1	PM530 PM527 PM524 PM521 PM518 PM515 PM513	\$111 \$111 \$111 \$111 \$111 \$111 \$111	032045 032044 032043 032042 032041 032040 032039				
80 HP	77	24'-20' Bts. 22'-19' Bts. - All Loads 22'-19' Bts. - All Loads 22'-19' Bts. - All Loads 19'-17' Bts. - All Loads, Skis 19'-17' Bts. - All Loads, Skis 19'-17' Bts. - All Loads, Skis 17'-16' Bts. - All Loads, Skis 17'-16' Bts. - All Loads, Skis 18'-15' Bts. - All Loads, Skis 18'-15' Bts. - All Loads, Skis 16'-14' Bts. - All Loads, Skis	3 13 x 13 3 13 x 15 3 13 x 15 3 13-3/4 x 15 3 13 x 17 3 13 x 17 3 13-1/4 x 17 3 13 x 19 3 13 x 19 3 13 x 21 3 13 x 21 3 13 x 23	48-58826A3 48-32390A3 48-65022A1 48-65024A1 48-67280A1 48-65736A1	**PR153 **PR155 **PR155C **PR157 **PR157C **PR159 **PR159C **PR161 **PR161C **PR163C	\$121 \$121 \$121 \$121 \$121 \$121 \$121 \$121 \$121 \$121 \$121	**032090 **032091 **031001 **032092 **031002 **032093 **031003 **032094 **031004 **031005	48-16986A5 48-16988A5 48-16990A40 48-16992A40	¶SSM615 II C ¶SSM617 II C SSM619 II C SSM621 II C	\$363 \$363 \$363 \$363	¶033016 ¶033017 *033018 *033019
** Use Thrust Washer 65091 * Use Thrust Washer 13191A1											
75 HP 4 In Line 75 HP 3 Cyl. 80 HP 4 In Line 90 HP 6 In Line 90 HP 3 Cyl. 100 HP 4 In Line 115 HP 6 In Line 115 HP 4 In Line 125 HP In Line 4 *Use Thrust Washer 13191A1	Thru 86 87 Thru 78-83 Thru 85 87 Thru 88 Thru 78-88 89 Thru 94 Thru 1919A1	25' + Bts. - All Loads 22' + Bts. - All Loads 24'-20' Bts. - All Loads, Skis 19'-17' Bts. - All Loads, Skis 18'-16' Bts. - All Loads, Skis 18'-15' Bts. - All Loads, Skis 18'-15' Bts. - All Loads, Skis 16'-14' Bts. - All Loads, Skis	3 14 x 11 3 14 x 13 3 13-3/4 x 15 3 13-1/4 x 17 3 13 x 19 3 12-3/4 x 21 3 13 x 21 3 12-1/2 x 23	48-77338A40 48-77340A40 48-77342A40 48-77344A40 48-77346A40 48-77348A40 48-77350A40	\$123 \$123 ¶PM315C ¶PM317C ¶PM319C *PM321C *PM323C	\$123 \$123 \$123 \$123 \$123 \$123 \$123	*031054 *031055 ¶031041 ¶031042 *031043 *031044 *031045	48-16986A5 48-16988A5 48-16990A40 48-16992A40	¶SSM615 II C ¶SSM617 II C SSM619 II C SSM621 II C	\$363 \$363 \$363 \$363	¶033016 ¶033017 *033018 *033019




Mariner 40-70 HP Aluminum




Mariner 75-115 HP Stainless Steel



Mariner 135-220 HP Aluminum



High Performance Stainless Steel Equivalent to Laser II™



V-6 4 Blade Stainless Steel



Mariner 250-275 HP Stainless Steel Equivalent to Mirage™

¶ Requires High Performance Trim Tab C46399A1 For Proper Fit

Motor & Model	Year	Boat Size & Recommendation	Blds.	Dia. & Pitch	ALUMINUM			STAINLESS STEEL			
					Nearest OEM Equiv.	Price	Michigan Part No.	Nearest OEM Equiv.	Price	Michigan Part No.	
150 MAGNUM II	Thru 91	53-62 MPH	4	13 1/4 x 22				48-815744A40	High Five™	\$469	033068
150 MAGNUM III*	92 Thru	55-63 MPH	4	13 1/4 x 23						\$469	033069
* 4 1/4 gear case		59-67 MPH	4	13 1/4 x 24				48-815746A40	High Five™	\$469	033070
		64-73 MPH	4	13 1/4 x 25						\$469	033071
135 HP V-6	86 Thru	30'-28'(45-50 MPH) Sgl. or Twin	3	15 x 19					SSM 292C	\$458	033021
150 HP V-6	79 Thru	28'-24'(50-55 MPH) Sgl. or Twin	3	14-1/2 x 21					SSM 312C	\$458	033022
150 HP EFI V-6	93 Thru	Cruisers, Houseboats	3	16 x 11	48-78112A40	PM 211C	\$139	031021			
150 HP MAGNUM III*	92 Thru	Cruisers, Houseboats	3	16 x 13	48-78114A40	PM 213C	\$139	031022			
* 4 3/4 gear case		22'-25' Bts. - All Loads	3	16 x 14	48-16438A40		\$139	031050			
175 HP V-6	78 Thru	21'-24' Bts. - All Loads	3	15-1/4 x 15	48-78116A40	PM 215C	\$139	031023			
175 HP EFI V-6	91 Thru	21'-24' Bts. - All Loads	3	14-1/2 x 15					48-16312A5	SSM 245C	\$405 033002
200 HP V-6	79 Thru	20'-23' Bts. - All Loads, Skis	3	16 x 16	48-16440A40		\$139	031051			
200 HP EFI V-6	92 Thru	19'-23' Bts. - All Loads, Skis	3	14-1/2 x 17	48-78118A40	PM 217C	\$139	031024	48-16314A5	SSM 247C	\$405 033003
220 HP EFI V-6	87-88	18'-22' Bts. - All Loads, Skis	3	15 1/2 x 18	48-11324A40		\$139	031052			
225 HP V-6	94 Thru	18'-21' Bts. - All Loads, Skis	3	14 x 19	48-78120A40	PM 219C	\$139	031025	48-16316A5	SSM 249C	\$405 033004
Use Thrust Washer 13171		18'-20' Bts. - All Loads, Skis	3	13-3/4 x 21	48-78122A40	PM 221C	\$139	031026	48-16318A5	SSM 251C	\$405 033005
		17'-20' Bts. - All Loads, Skis	3	13-1/2 x 23	48-78124A40	PM 223C	\$139	031027	48-16320A5	SSM 253C	\$405 033006
High Performance Propellers		42-52 MPH	3	14 1/4 x 20					48-16546A41	Laser II™	\$405 033060
		53-58 MPH	3	14 1/4 x 22					48-16548A41	Laser II™	\$405 033062
		57-63 MPH	3	14 1/4 x 24					48-16550A41	Laser II™	\$405 033064
		62-72 MPH	3	14 1/4 x 26					48-16552A41	Laser II™	\$405 033066
			3	14 1/4 x 20	Left Hand				48-16545A41	Laser II™	\$405 033061
			3	14 1/4 x 22	Left Hand				48-16547A41	Laser II™	\$405 033063
			3	14 1/4 x 24	Left Hand				48-16549A41	Laser II™	\$405 033065
			3	14 1/4 x 26	Left Hand				48-19709A40	Laser II™	\$405 033067
		50-62 MPH	4	13 3/4 x 22	4 Blade Hole						\$419 033038*
		55-67 MPH	4	13 3/4 x 24	Shot Propellers						\$419 033040*
		60-72 MPH	4	13 3/4 x 26							\$419 033042*
					*Forward Thrust Washer A-9500-110 comes with propeller and replaces Mercury Forward Thrust Washer.						
250 HP	90	21'-24' Bts.-All Loads, Skis	3	15 1/4 x 19					48-13700A41	Mirage™	\$475 033030
275 HP	91 Thru	18'-22' Bts.-All Loads, Skis	3	14 3/4 x 21					48-13702A41	Mirage™	\$475 033032
WAVE™		18'-21' Bts.-All Loads, Skis	3	14 5/8 x 23					48-13704A41	Mirage™	\$475 033034
Performance Propellers		18'-20' Bts.-All Loads, Skis	3	14 1/2 x 25					48-13706A41	Mirage™	\$475 033036




High Five™, Mirage™, and Laser II™ are trademarks of the Brunswick Corporation.

TOHATSU, NISSAN


Motor & Model	Year	Boat Size & Recommendation	Blds.	Dia. & Pitch	ALUMINUM			STAINLESS STEEL			
					Nearest OEM Equiv.	Price	Michigan Part No.	Price	Michigan Part No.		
9.9B - 18C HP	84-86	14' - 18' Bts. - All Loads	3	9.2 x 6.9	362-64105-0	\$99	142015				
9.9B2, 9.9C, 12C	86 Thru	12' - 16' Bts. - All Loads	3	9.2 x 8.4	362-64102-0	\$99	142017				
15B, 15B2, 15C	86 Thru	10' - 14' Bts. - All Loads	3	9.2 x 9.8	362-64108-0	\$99	142019				
18C2, 18D	86 Thru										
25C/30A HP	81-86	16' - 20' Bts. - All Loads	3	10.2 x 8.3	346-64106-5	\$101	142020				
25C2/30A2 HP	86-88	14' - 18' Bts. - All Loads	3	9.8 x 10.2	346-64102-5	\$101	142022				
25C2/30A3 HP	88 Thru	12' - 16' Bts. - All Loads	3	9.9 x 13.1	346-64104-5	\$101	142024				
40C/35B HP	84 Thru	21'-17' Bts.-All Loads	3	10.6 x 11.3	361-64113-0	\$119	142001				
40D/50D HP	90 Thru	17'-16' Bts.-All Loads	3	10.6 x 11.7	361-64114-0	\$119	142002				
		16'-14' Bts.-All Loads	3	10.3 x 12.7	348-64102-0	\$119	142003				
		14'-12' Bts.-All Loads	3	10.2 x 13.9	348-64103-0	\$119	142004				
55B, 70A HP	84-86	Cruisers, Houseboats	3	11.6 x 11	353-64103-0	\$129	142005				
50A, 50C	87 Thru	18'-15' Bts.-All Loads, Skis	3	11.5 x 13	353-64105-0	\$129	142006				
55A	87 Thru	18'-15' Bts.-All Loads, Skis	3	12 1/2 x 13				\$279		013024	
60A, 60B	87 Thru	17'-14' Bts.-All Loads, Skis	3	11 x 15	353-64107-0	\$129	142007				
70A2, 70B	87 Thru	17'-14' Bts.-All Loads, Skis	3	12 1/4 x 15				SSO 315C	\$279	013010	
		15'-13' Bts.-All Loads, Skis	3	10.7 x 16.4	353-64108-0	\$129	142008				
		15'-13' Bts.-All Loads, Skis	3	11 3/4 x 17				\$279		013026	
		14'-12' Bts.-All Loads, Skis	3	10.9 x 17.6	353-64109-0	\$129	142009				
		14'-12' Bts.-All Loads, Skis	3	11 1/4 x 19				\$279		013032	
90 HP	87 Thru	24'-20' Bts.-All Loads, Skis	3	13.5 x 14.6	3B7-64532-0	\$149	142010				
115** HP	93 Thru	24'-20' Bts.-All Loads, Skis	3	13 3/4 x 15				SSY615 IIC	\$377	103025	
120, 140 HP	90 Thru	19'-17' Bts.-All Loads, Skis	3	13.5 x 15.7	3B7-64536-0	\$149	142011				
		19'-17' Bts.-All Loads, Skis	3	13 1/4 x 17				SSY617 IIC	\$377	103026	
** (Tohatsu only)		18'-16' Bts.-All Loads, Skis	3	12.9 x 17.6	3B7-64541-0	\$149	142012				
		18'-16' Bts.-All Loads, Skis	3	13 x 19				SSY619 IIC	\$377	103027	
		18'-15' Bts.-All Loads, Skis	3	12.6 x 19.9	3B7-64545-0	\$149	142013				
		18'-15' Bts.-All Loads, Skis	3	12 3/4 x 21				SSY621 IIC	\$377	103028	

Motor & Model	Year	Boat Size & Recommendation	Blids.	Dia. & Pitch	ALUMINUM			STAINLESS STEEL		
					Nearest Suzuki Equiv.	Price	Michigan Part No.	Nearest Suzuki Equiv.	Price	Michigan Part No.
DT9.9 DT15 DT15C	83-87 83-88 89 Thru	14'-20' Bts. - All Loads 14'-18' Bts. - All Loads 14'-16' Bts. - All Loads	3	9- 1/4 x 7	58100-93703-019	\$95	062015			
			3	9- 1/4 x 9	58100-93723-019	\$95	062016			
			3	9- 1/4 x 11	58100-93743-019	\$95	062017			
DT20, 25 • DT 20, 25 DT 25C DT 30 • DT 30/30C DT 30C	83-86 87-88 89 Thru 83-86 87-88 89 Thru	18'-16' Bts. - All Loads 16'-14' Bts. - All Loads 16'-14' Bts. - Light Loads	3	10-1/4 x 11	58100-96420-019	\$95	062012			
			3	10-1/4 x 12	58100-96430-019	\$95	062013			
			3	10-1/4 x 13	58100-96440-019	\$95	062014			
DT 40 DT 50 & 50M DT 55 DT 60 DT 65 DT 35C	83Thru 83-84 85Thru 83-84 85 Thru 87-90	21'-18' Bts. - All Loads 19'-17' Bts. - Light Loads 18'-16' Bts. - Light Loads 17'-15' Bts. - Light Loads 16'-14' Bts. - Light Loads 15'-13' Bts. - Light Loads 14'-12' Bts. - Light Loads	3	10 1/4 x 10		PM 530 \$111	032045			
			3	12 x 11		PM 527 \$111	032044			
			3	11-3/4 x 12	58100-95393-019	PM 524 \$111	032043			
			3	11-1/2 x 13	58100-94313-019	PM 521 \$111	032042			
			3	11-1/4 x 14	58100-95353-019	PM 518 \$111	032041			
			3	11 x 15	58100-95363-019	PM 515 \$111	032040			
			3	10-3/4 x 16		PM 513 \$111	032039			
DT 75 ¶ DT 85 ¶ DT 90 ‡ DT 100 ‡ DT 115 ¶ DT 140 ¶	83 Thru 79 Thru 89 Thru 89 Thru 81 Thru 81 Thru	19'-17' Bts. - All Loads, Skis 18'-15' Bts. - All Loads, Skis 16'-14' Bts. - All Loads, Skis 16'-14' Bts. - Light Loads	3	13-3/4 x 15	58100-95500-019	\$125	*061001	58100-94554	\$359	063001
			3	13-1/4 x 17	58100-95511-019	\$125	*061002	58100-94581	\$359	063002
			3	13 x 19	58100-95521-019	\$125	*061003	58100-94561	\$359	063003
			3	13 x 21	58100-95530-019	\$125	*061004	58100-94571	\$359	063004
DT 150 V-6 DT 175 V-6 DT 200 V-6 DT 225 V-6	86 Thru 86 Thru 86 Thru 90 Thru	19'-17' Bts. - All Loads, Skis 18'-15' Bts. - All Loads, Skis 16'-14' Bts. - All Loads, Skis 16'-14' Bts. - Light Loads 14'-12' Bts. - Light Loads	3	14-1/2 x 15				99105-00200-16P	\$409	\$063005
			3	14-1/2 x 17				99105-00200-18P	\$409	\$063006
			3	14 x 19					\$409	\$063007
			3	13-3/4 x 21					\$409	\$063008
			3	13-1/2 x 23					\$409	\$063010
High Performance Propellers			3	14 1/4 x 20				99105-00200-20P	\$405	\$ 063022
			3	14 1/4 x 22				99105-00200-22P	\$405	\$ 063024
			3	14 1/4 x 24				99105-00200-24P	\$405	\$ 063026
			3	14 1/4 x 26				99105-00200-26P	\$405	\$ 063028
			4	13 3/4 x 22					\$415	\$ 063016
			4	13 3/4 x 24					\$415	\$ 063018
			4	13 3/4 x 26					\$415	\$ 063020


¶ Requires; ¶ 57633-95501 Spacer, ¶ 57635-95503 Stopper, ¶ 57635-95300 Lock Washer Supplied With Engine.
 * If currently using uncupped prop, use cupped prop having 2" less pitch. Boats with power trim use same pitch.
 • Use stopper 57632-96400.
 § Use spacer A9500-109 supplied with propeller on aft end of shaft.
 ‡ Stopper 57632-87E10., 5733-95501 Spacer, 57635-95300 Washer



Suzuki 9.9-15 HP
Aluminum



Suzuki 150-225 HP
Stainless Steel



Suzuki V-6
4 Blade Stainless Steel

VOLVO-PENTA, ARCHIMEDES

Motor & Model	Year	Boat Size & Recommendation	Blids.	Dia. & Pitch	ALUMINUM			STAINLESS STEEL	
					Price	Michigan Part No.	Price	Michigan Part No.	
450-550-600-700	All Years	Cruisers, Houseboats	4	14 x 10	DQ320	\$148	012074		
		Cruisers, Houseboats	3	14 x 11	PJ87	\$106	012047		
		19'-17' Bts. - All Loads, Skis	4	14 x 12	DQ328	\$148	012075		
		17'-16' Bts. - All Loads, Skis	3	13-3/4 x 15	PJ80	\$106	012049		
		17'-16' Bts. - All Loads, Skis	3	13-3/4 x 15	*PJ89C	\$106	011002	\$342	013028
		16'-14' Bts. - All Loads, Skis	3	13-1/4 x 17	PJ81	\$106	012050		
		16'-14' Bts. - All Loads, Skis	3	13-1/4 x 17	*PJ90C	\$106	011003	\$342	013030
		14'-12' Bts. - Heavy Loads	3	13 x 19	PJ82	\$106	012051		
		14'-12' Bts. - Heavy Loads	3	13 x 19	*PJ91C	\$106	011004	\$342	013033
		Light Runabouts - Light Loads	3	13 x 21	*PJ83C	\$106	011005	\$342	013034
60-90-140-200-250-252	All Years	Sailboats	3	9-1/4 x 7	SMC39	\$61	012102		
		17'-16' Bts. - All Loads, Skis	4	9 x 9	AMC448	\$88	012072		
		Weedless	3	9 x 10	EW19	\$57	012076		
		Standard Replacement	3	9 x 10	PJ16	\$53	012011		

*If currently using uncupped prop, use cupped prop having 2" less pitch. Boats with power trim use same pitch.

Motor & Model	Year	Boat Size & Recommendation	Blds.	Dia. & Pitch	ALUMINUM			STAINLESS STEEL	
					Price	Michigan Part No.	Price	Michigan Part No.	
BF 7.5	78-87	Sailboats	3	9 1/4 x 7	SMC39	\$61	012102		
BF 100		16'-14' Bts.	3	9 x 8	PJ21	\$53	012014		
BF 8	87 Thru	16'-14' Bts. - Weedless	3	9 x 8	PJ9	\$53	012006		
		16'-14' Bts. - Light Loads	3	9 x 9	PJ19	\$53	012109		
		14'-12' Bts.	3	9 x 10	PJ16	\$53	012011		
		14'-12' Bts. - Weedless	3	9 x 10	EWC19	\$57	012076		
BF 9.9	88 Thru	13'-17' Bts. - All Loads	3	9-1/4 x 8		\$58	102003		
BF 15		12'-15' Bts. - All Loads	3	9-1/4 x 9		\$58	102004		
		12'-15' Bts. - Light Loads	3	9-1/4 x 10-1/2		\$58	102005		
BF 35	91 Thru	21'-19' Bts. - All Loads, Skis	3	12 1/4 x 10	58130-ZV5-860 PM530	\$111	032045		
BF 45	91 Thru	19'-17' Bts. - All Loads, Skis	3	12 x 11	PM527	\$111	032044		
		17'-16' Bts. - All Loads, Skis	3	11 3/4 x 12	58130-ZV5-850 PM524	\$111	032043		
		17'-15' Bts. - All Loads, Skis	3	11 1/2 x 13	58130-ZV5-000 PM521	\$111	032042		
		16'-14' Bts. - All Loads, Skis	3	11 1/4 x 14	PM518	\$111	032041		
		15'-13' Bts. - All Loads, Skis	3	11 x 15	58130-ZV5-870 PM515	\$111	032040		
		14'-12' Bts. - All Loads, Skis	3	10 3/4 x 16	PM513	\$111	032039		
		17'-14' Bts. - All Loads, Skis	3	10 5/8 x 12				Stainless Steel	\$310 113001
		16'-14' Bts. - All Loads, Skis	3	10 1/4 x 14				Stainless Steel	\$310 113002

SEARS, ELGIN, ESKA

Motor & Model	Year	Boat Size & Recommendation	Blds.	Dia. & Pitch	ALUMINUM		
					Price	Michigan Part No.	
3, 3.5, 3.6, 4, 4.5	70-73	Standard Replacement	2	7 1/2 x 4 1/2	G20(LH)	\$42	072017
5 HP (Sears)	88 Thru	Standard Replacement	3	7 1/4 x 5 1/2	PC112	\$53	072123
5-51/2-7-71/2 HP	60-73	Standard Replacement	2	7 1/2 x 5 1/2	G30(LH)	\$77	152014
71/2 HP (Sears)	88 Thru	14'-12' Bts.-Light Loads	3	8 x 9	PC28	\$55	072122
9.9-15 HP (Sears)	87 Thru	Standard Replacement	2	8 x 8 3/4	PC12	\$51	072024
		Standard Replacement	3	8 1/8 x 8 1/4	PC20	\$51	072026
		16'-14' Bts.-Light Loads	3	8 1/4 x 6	PC24	\$55	072121
		Aux.-Work Boats	3	8 1/4 x 4 1/2	PC26	\$55	072125
12-14 HP	60-70	Standard Replacement	3	8 1/4 x 8 1/2	AMC535(LH)	\$89	152003

WARD'S SEA KING

Motor & Model	Year	Boat Size & Recommendation	Blds.	Dia. & Pitch	ALUMINUM		
					Price	Michigan Part No.	
3-1/2 HP	64-69	Standard Replacement	2	7-1/2 x 4-1/2	G20(LH)	\$42	072017
5-6 HP	64-70	Standard Replacement	2	7-1/2 x 7	GC54	\$125	072018
6 HP	71-80	Standard Replacement	2	8 x 5	PC9	\$82	072022
7-1/2 HP Full Shift	77-78	Standard Replacement	3	8-1/4 x 8	PJ11	\$46	012008
8-9-9.2 HP	64-69	Standard Replacement	2	8 x 8	GC55	\$98	072019
9.6-9.9-10 HP	70 Thru	Standard Replacement	2	8-1/4 x 8-1/4	PC12	\$51	072024
		16'-14' Bts. - All Loads, Skis	2	8-1/4 x 8	PC10	\$51	072023
15 HP	74-82	Standard Replacement	3	8-1/8 x 8-1/4	PC20	\$51	072026
20-25 HP	68-78	Standard Replacement	3	8-1/2 x 8-1/2	AMC490	\$115	152002
Splined Shaft		14'-12' Bts. - Light Loads	3	8-1/2 x 10	PR8	\$115	072028
35-45-50-55 HP	66 Thru	Cruisers, Houseboats, Sailboats	3	10-3/8 x 10	AMC308	\$77	072014
Splined Shaft		19'-17' Bts. - All Loads, Skis	3	10-3/8 x 11 1/2		\$77	072131
		17'-16' Bts. - All Loads, Skis	3	10-3/8 x 12 1/2		\$77	072132
		16'-14' Bts. - Light Loads	3	10-3/8 x 13 1/2		\$77	072133
		16'-14' Bts. - Light Loads	3	10-3/8 x 14 1/2		\$77	072134
		Light Runabouts - Light Loads	3	10-1/2 x 15		\$77	072124
80 HP	64-69	17'-16' Bts. - All Loads, Skis	3	12-1/8 x 14	PJ50	\$115	012033

Motor & Model	Year	Boat Size & Recommendation	Bids.	Dia. & Pitch	ALUMINUM			STAINLESS STEEL		
					Nearest Yamaha Equiv.	Price	Michigan Part No.	Nearest Yamaha Equiv.	Price	Michigan Part No.
6 HP	86 Thru	General Usage	3	8-1/2 x 6-1/2	6G1-45947-00-EL	\$58	102001			
8 HP	84 Thru	General Usage	3	8-1/2 x 7-1/2	6G1-45943-00-EL	\$58	102002			
8 HP	76-83	24'-20' Bts. - Sailboats	3	8-1/4 x 6-1/2		SMC12	\$59	012100		
		16'-14' Bts. - All Loads, Skis	3	8-1/4 x 8		PJ11	\$46	012008		
		16'-14' Bts. - Light Loads	3	8-1/4 x 9		SMC18	\$50	012101		
9.9 HP	84 Thru	13'-17' Bts. - Heavy Loads	3	9-1/4 x 8	683-45947-00-EL	\$58	102003			
15 HP	84 Thru	12'-15' Bts. - All Loads	3	9-1/4 x 9	683-45945-00-EL	\$58	102004			
		12'-15' Bts. - All Loads	3	9-1/4 x 10 1/2	683-45943-00-EL	\$58	102005			
15A & W15 HP	76-83	Houseboats, Sailboats	3	9-1/4 x 7	650-45943-01-36	SMC39	\$61	012102		
20 HP	76-78	14'-12' Bts. - Heavy Loads	3	9 x 10	651-45947-00-36	PJ16	\$53	012011		
25 HP	77-79	14'-12' Bts. - Light Loads	3	9-1/4 x 11	653-45941-01-36	PJ18	\$53	012013		
		14'-12' Bts. - All Loads, Skis	3	9-1/4 x 12		PJ15	\$53	012010		
25-C25-CV25 HP	80 Thru	18'-16' Bts. - All Loads, Skis	3	9-7/8 x 9	664-45941-01-EL	PM39	\$92	022001		
28 HP	76-78	17'-14' Bts. - All Loads, Skis	3	9-7/8 x 10-1/2	664-45945-00-EL	PM40	\$92	022002		
30-C30-CV30 HP	79 Thru	16'-13' Bts. - Light Loads	3	9-3/8 x 12		PM42	\$92	022003		
Flow-Thru Exhaust										
W40 HP	77-83	20'-18' Bts. - All Loads	3	11-3/4 x 8-3/4		PM62	\$109	022006		
For Non "Thru-Prop" Exhaust										
40-C40-CV40 HP	84 Thru	22'-19' Bts. - Light Loads	3	12-1/4 x 10		PM530	\$111	032045		
50-CV50-Pro 50 HP	84 Thru	19'-17' Bts. - All Loads, Skis	3	12 x 11	663-45947-02-EL	PM527	\$111	032044		
55, C55 HP	76 Thru	18'-15' Bts. - All Loads, Skis	3	11-3/4 x 12	6H5-45952-00-EL	PM524	\$111	032043		
60-Pro 60 HP	76-91	17'-16' Bts. - All Loads, Skis	3	11-1/2 x 13	6H5-45945-00-EL	PM521	\$111	032042		
		16'-14' Bts. - Light Loads	3	11-1/4 x 14	663-45958-01-EL	PM518	\$111	032041		
		15'-13' Bts. - Light Loads	3	11 x 15	6H5-45943-00-EL	PM515	\$111	032040		
		14'-12' Bts. - Light Loads	3	10-3/4 x 16	663-45949-01-EL	PM513	\$111	032039		
80 HP	1977	24'-20' Bts.	3	13 x 13		PR153	\$121	032090		
		22'-19' Bts. - All Loads	3	13 x 15		PR155	\$121	032091		
		22'-19' Bts. - All Loads, Skis	3	13 x 15		PR155C	\$121	031001		
		22'-19' Bts. - All Loads, Skis	3	13-3/4 x 15					SSM615IIC	\$363 033016
		19'-17' Bts. - All Loads, Skis	3	13 x 17		PR157	\$121	032092		
		19'-17' Bts. - All Loads, Skis	3	13 x 17		PR157C	\$121	031002		
		19'-17' Bts. - All Loads, Skis	3	13-1/4 x 17					SSM617IIC	\$363 033017
		18'-15' Bts. - All Loads, Skis	3	13 x 19		PR159	\$121	032093		
		18'-15' Bts. - All Loads, Skis	3	13 x 19		PR159C	\$121	031003		
		17'-16' Bts. - All Loads, Skis	3	13 x 21		PR161	\$121	032094		
		17'-16' Bts. - All Loads, Skis	3	13 x 21		PR161C	\$121	031004		
80-90-115	78-83	25' + Bts. - All Loads	3	14 x 11			\$123	031054		
140 HP	78-79	22' + Bts. - All Loads	3	14 x 13			\$123	031055		
		24'-20' Bts. - All Loads, Skis	3	13-3/4 x 15		PM315C	\$123	031041		
		19'-17' Bts. - All Loads, Skis	3	13-1/4 x 17		PM317C	\$123	031042		
		18'-16' Bts. - All Loads, Skis	3	13 x 19		PM319C	\$123	031043		
		18'-15' Bts. - All Loads, Skis	3	12-3/4 x 21		PM321C	\$123	031044		
		16'-14' Bts. - All Loads, Skis	3	12-1/2 x 23		PM323C	\$123	031045		
Pro 60 HP	92 Thru	24'-20' Bts. - All Loads, Skis	3	13-3/4 x 15	6E5-45947-00-EL	PY315C	\$113	101001		SSY615IIC \$377 103025
70 HP	84 Thru	19'-17' Bts. - All Loads, Skis	3	13-1/4 x 17	6E5-45945-01-EL	PY317C	\$113	101003	688-45930-01-98	SSY617IIC \$377 103026
C75 HP	94 Thru	18'-16' Bts. - All Loads, Skis	3	13 x 19	6E5-45941-00-EL	PY319C	\$113	101005	688-45970-03-98	SSY619IIC \$377 103027
C85, CV 85 HP	91 Thru	18'-15' Bts. - All Loads, Skis	3	12-3/4 x 21	6E5-45943-00-EL	PY321C	\$113	101007	688-45972-02-98	SSY621IIC \$377 103028
90 HP	84 Thru									
115-C115-Pro V 115 HP	84 Thru									
130 HP	84 Thru									
150-200 HP	79-83	Cruisers, Houseboats	3	16 x 11		PM211C	\$139	031021		
175 HP	78-79	Cruisers, Houseboats	3	16 x 13		PM213C	\$139	031022		
V-6		20'-24' Bts. - All Loads, Skis	3	15-1/4 x 15		PM215C	\$139	031023		
		20'-22' Bts. - All Loads, Skis	3	14-1/2 x 15					SSM 245C	\$405 033002
		19'-21' Bts. - All Loads, Skis	3	14-1/2 x 17		PM217C	\$139	031024		
		18'-20' Bts. - All Loads, Skis	3	14 x 19		PM219C	\$139	031025		
		18'-19' Bts. - All Loads, Skis	3	13-3/4 x 21		PM221C	\$139	031026		
		17'-19' Bts. - All Loads, Skis	3	13-1/2 x 23		PM223C	\$139	031027		
150-Pro V (150) HP	86 Thru	20'-22' Bts. - All Loads, Skis	3	15-1/4 x 15	6G5-45941-00-98	PY415C	\$130	101010		
175-Pro V (175) HP	84 Thru	19'-21' Bts. - All Loads, Skis	3	14-1/2 x 17	6G5-45947-01-98	PY417C	\$130	101011	6G5-45978-02-98	SSY717C \$419 103018
200-Pro V (200) HP	84 Thru	18'-20' Bts. - All Loads, Skis	3	14 x 19	6G5-45945-01-98	PY419C	\$130	101012	6G5-45974-02-98	SSY719C \$419 103020
V-6 Special (220) HP	84-85	18'-19' Bts. - All Loads, Skis	3	13-3/4 x 21	6G5-45943-01-98	PY421C	\$130	101013	6G5-45972-02-98	SSY721C \$419 103022
225-EXCEL (225) HP	86 Thru									
250 HP	90 Thru									

("Heavy-Duty Special" Hard to Plane Boats)


Model	Year	Boat Size (MPH)	Mat'l.	Bids.	Dia. & Pitch	Price	Michigan Part No.
150-Pro V (150) HP	86 Thru	32'+ Twin (35-45)	S.S.	3	15 1/4 x 17 (RH)	\$447	103002
175-Pro V (175) HP	84 Thru	28'-24' Twin (40-48)	S.S.	3	15 x 19 (LH)	\$447	103003
200-Pro V (200) HP	84 Thru	28'-24' Twin (40-48)	S.S.	3	15 x 19 (RH)	\$447	103004
V-6 Special (220) HP	84-85	24'-22' Twin (45-53)	S.S.	3	14 1/2 x 21 (LH)	\$447	103005
225-EXCEL (225) HP	86 Thru	24'-22' Twin (45-53)	S.S.	3	14 1/2 x 21 (RH)	\$447	103006
250 HP	90 Thru						
(Counter-Rotating)							

THE edge II™ (High Performance Propellers)


Model	Year	Boat Speed (MPH)	Nearest Equiv. Part No.	Mat'l.	Blades	Dia. & Pitch	Price	Michigan Part No.
150-Pro V (150) HP	86 Thru	42-52	6E5-45970-10-00	S.S.	3	14 1/4 x 20	\$405	103036
175-Pro V (175) HP	84 Thru	45-55	6E5-45976-10-00	S.S.	3	14 1/4 x 22	\$405	103038
200-Pro V (200) HP	84 Thru	50-60	6E5-45972-10-00	S.S.	3	14 1/4 x 24	\$405	103040
V-6 Special (220) HP	84-85	54-66	6E5-45978-10-00	S.S.	3	14 1/4 x 26	\$405	103042
225-EXCEL (225) HP	86 Thru							
250 HP	90 Thru							

High Performance Hole Shot 4-Blade Propellers


Model	Year	Boat Speed (MPH)	Nearest Equiv. Part No.	Mat'l.	Blades	Dia. & Pitch	Price	Michigan Part No.
150-Pro V (150) HP	86 Thru	50-62		S.S.	4	13 3/4 x 22	\$415	103030
175-Pro V (175) HP	84 Thru	55-67		S.S.	4	13 3/4 x 24	\$415	103032
200-Pro V (200) HP	84 Thru	60-72		S.S.	4	13 3/4 x 26	\$415	103034
V-6 Special (220) HP	84-85							
225-EXCEL (225) HP	86 Thru							
250 HP	90 Thru							




Yamaha 9.9-15 HP
Aluminum




Yamaha 40-50 HP
Aluminum




Yamaha Edge II
High Performance Stainless Steel



Yamaha V-6
Stainless Steel



Yamaha 70-140 HP
Stainless Steel



Yamaha 4 Blade
Stainless Steel

MISCELLANEOUS

Motor & Model	Year	Boat Size & Recommendation	Blds.	Dia. & Pitch	Price	Michigan Part No.
McCulloch, Scott, Aero						
12 - 14.1 HP	60-73	Standard Replacement	3	8 1/4 x 8 1/2	AMC535(LH) \$89	152003
CLINTON						
7.5,9.9,9 HP Full Shift	73-78	PJ11	3	8 1/4 x 8	Al. \$46	012008
ELGIN						
5-5 1/2-6 HP	47-55	G40(LH)	2	7 1/2 x 7 1/2	Al. \$79	152015
5 1/2 HP	56-59	GC54	2	7 1/2 x 7	Al. \$125	072018
7 1/2 HP	49-55	G50(LH)	2	7 1/2 x 8 1/2	Al. \$83	152017
7 1/2 HP	56-59	GC55	2	8 x 8	Al. \$98	072019
WESTBEND-WIZARD (CHRYSLER)						
5-5 1/2-6 HP	47-48	G40(LH)	2	7 1/2 x 7 1/2	Al. \$79	152015
7 1/2-8 HP	49-55	G50(LH)	2	7 1/2 x 8 1/2	Al. \$83	152017

Motor-Model-Ratio	Year	Boat Size & Speed (MPH)	OMC Equiv.	Mat'l.	Blds.	Dia. & Pitch	Price	Michigan Part No.
2.3 Litre (120 HP) 400 1.71:1	Thru 91	Workboat (6-16)	382761	PJ87	Alum.	3 14 x 11	\$106	012047
2.5 Litre (120 HP) 400 (In Line 4) 1.71:1	78-84	Houseboats, Lt. Cruisers (14-26)	391668	PJ88C	Alum.	3 14 x 13	\$106	011001
3.0 Litre (140 HP) 400 1.71:1	Thru 89	22-19' (24-37)	391198	PJ89C	Alum.	3 13-3/4 x 15	\$106	011002
3.0 Litre (140 HP) 400 (In Line 4) 1.71:1	78-84	22-19' (24-37)	389949 SST II®		S.S.	3 13-3/4 x 15	\$342	013028
2.3 Litre (128 HP) Cobra (In Line 4) 2.01	88-91	20-17' (30-40S)	391199	PJ90C	Alum.	3 13-1/4 x 17	\$106	011003
2.5 Litre (120 HP) Cobra (In Line 4) 1.71:1	85-87	20-17' (30-45)	389948 SST II®		S.S.	3 13-3/8 x 17	\$342	013030
3.0 Litre (140 HP) Cobra (In Line 4) 1.71:1	85-87	19-16' (36-50)	390896	PJ91C	Alum.	3 13 x 19	\$106	011004
3.0 Litre (130 HP) Cobra (In Line 4) 1.86:1	Thru 89	19-16' (38-50)	389510 SST II®		S.S.	3 13 x 19	\$342	013033
		18-15' (41-53)	389788	PJ83C	Alum.	3 13 x 21	\$106	011005
		18-15' (42-55)	389512 SST II®		S.S.	3 13 x 21	\$342	013034
		High Perf. (44-52)	394758 Raker™		S.S.	3 13 1/4 x 17	\$379	013027
		High Perf. (48-58)	394759 Raker™		S.S.	3 13 1/4 x 19	\$379	013029
		High Perf. (54-65)	394760 Raker™		S.S.	3 13 1/4 x 21	\$379	013031

OMC COBRA™ /MODEL 800

Motor-Model	Year	Boat Size & Speed (MPH)	RH	LH**	Mat'l.	Blds.	Dia. & Pitch	Price	RH	LH**
			OMC Equiv.	OMC Equiv.					Part No.	Part No.
3.0 Litre (130, 150 HP) 1.86:1	90-93	Non-Plane Hvy. Cruisers			PJ199C	Alum.	3 15-1/2 x 10	\$180	011015	
3.2 Litre (205 HP) Diesel	92-93	Non-Plane Hvy. Cruisers	387158		PJ200	Alum.	3 15-1/2 x 13	\$126	012059	
3.8 Litre (170, 185 HP)	78-85	Non-Plane Hvy. Cruisers	391536		PJ200C	Alum.	3 15-1/2 x 13	\$126	011016	
4.3 Litre (175, 205 HP)	85-93	26-22' (22-32)	391535		PJ201C	Alum.	3 15-1/2 x 15	\$126	011006	
5.0 Litre (185, 200, 225, 230 HP)	78-93	24-19' (28-35)	174926	174927 SST II®		S.S.	3 15 x 15	\$371	013052	013051
5.8 Litre (235 HP)	89-93	24-18' (30-39)	391200		PJ 202C	Alum.	3 15 x 17	\$126	011007	
		24-18' (30-39)	391290	431930 SST II®		S.S.	3 15 x 17	\$371	013044	013043
		20-17' (36-44)	391201		PJ203C	Alum.	3 14-1/2 x 19	\$126	011008	
		20-17' (36-44)	389924	390821 SST II®		S.S.	3 14-1/2 x 19	\$371	013046	013045
		19-16' (40-49)	391202		PJ204C	Alum.	3 14-1/4 x 21	\$126	011009	
		19-16' (40-49)	389923	390822 SST II®		S.S.	3 14-1/4 x 21	\$371	013048	013047
		20-15' (45-56)	391203		PJ205C	Alum.	3 14-1/4 x 23	\$126	011010	
		20-15' (45-56)	389019	390823 SST II®		S.S.	3 14-1/4 x 23	\$371	013050	013049
		45-57 MPH	394753	398502 Raker™		S.S.	3 14 1/4 x 20	\$405	013054	013055
		48-62 MPH	394754	398503 Raker™		S.S.	3 14 1/4 x 22	\$405	013056	013057
		52-66 MPH	394755	398504 Raker™		S.S.	3 14 1/4 x 24	\$405	013058	013059
		65+ MPH	394756	398505 Raker™		S.S.	3 14 1/4 x 26	\$405	013060	013061
		Heavy Cruisers (25-32)	391536		PJ200C	Alum.	3 15-1/2 x 13	\$126	011016	
5.7 Litre (240, 250, 260 HP)	78-93	28-22' (30-37)	391535		PJ201C	Alum.	3 15-1/2 x 15	\$126	011006	
5.7 Litre (270 HP) King Cobra	88-93	26-19' (33-39)	174926	174927 SST II®		S.S.	3 15 x 15	\$371	013052	013051
5.8 Litre (240, 265 HP)	92-93	26-19' (35-46)	391200		PJ202C	Alum.	3 15 x 17	\$126	011007	
5.8 Litre (285, 290 HP) King Cobra	92 Thru	26-19' (35-46)	391290	431930 SST II®		S.S.	3 15 x 17	\$371	013044	013043
7.4 Litre (330, 370 HP) King Cobra	90 Thru	24-18' (40-52)	391201		PJ203C	Alum.	3 14-1/2 x 19	\$126	011008	
7.5 Litre (335, 340 HP) King Cobra	87-90	24-18' (40-52)	389924	390821 SST II®		S.S.	3 14-1/2 x 19	\$371	013046	013045
8.2 Litre (420 HP) King Cobra	92-93	22-17' (46-60)	391202		PJ204C	Alum.	3 14-1/4 x 21	\$126	011009	
		22-17' (46-60)	389923	390822 SST II®		S.S.	3 14-1/4 x 21	\$371	013048	013047
		High Perf. (51-66)	391203		PJ205C	Alum.	3 14-1/4 x 23	\$126	011010	
		High Perf. (51-66)	389019	390823 SST II®		S.S.	3 14-1/4 x 23	\$371	013050	013049
		45-57 MPH	394753	398502 Raker™		S.S.	3 14 1/4 x 20	\$405	013054	013055
		48-62 MPH	394754	398503 Raker™		S.S.	3 14 1/4 x 22	\$405	013056	013057
		52-66 MPH	394755	398504 Raker™		S.S.	3 14 1/4 x 24	\$405	013058	013059
		65+ MPH	394756	398505 Raker™		S.S.	3 14 1/4 x 26	\$405	013060	013061
"Heavy-Duty Special"		32' + Twin (38-47)			SSO817C	S.S.	3 15-1/4 x 17	\$440	013015	
Hard to Plane Boats		28-24' Single (38-47)			SSO817C	S.S.	3 15-1/4 x 17	\$440	013015	
Thru Hub Exhaust		28-24' Twin (50-58)			SSO821C	S.S.	3 14-1/2 x 21	\$440	013017	013023
		22-20' Single (50-58)			SSO821C	S.S.	3 14-1/2 x 21	\$440	013017	

** For Twin Engine Installations, Increase pitch 4".

OMC COBRA™ (94 Thru) / Volvo Penta SX Drive™

Motor-Model	Year	Boat Size & Speed (MPH)	OEM No. VOLVO Equiv.	OEM No. OMC Equiv.	Mat'l.	Blds.	Dia. & Pitch	Price	Michigan Part No.
3.0 Litre (135, 150 HP)	94 Thru	28-24' (26-36)	3850299-3	3850299	Alum.	3	15-1/2R15	\$126	161001
3.0 GL/GS (120, 135 PHP*)	94 Thru	28-24' (26-36)	3850305-8	3850305	SST II®	3	15R15	\$371	163002
4.3 Litre (175 HP)	94 Thru	27-20' (34-44)	3850300-9	3850300	Alum.	3	15R17	\$126	161002
4.3 GL/GS (160, 185 PHP*)	94 Thru	27-20' (34-44)	3850307-4	3850307	SST II®	3	15R17	\$371	163004
5.0 Litre (205, 235 HP)	94 Thru	22-17' (39-50)	3850301-7	3850301	Alum.	3	14-1/2R19	\$126	161003
5.0 FL/FI (190, 215 PHP*)	94 Thru	22-17' (39-50)	3850308-2	3850308	SST II®	3	14-1/2R19	\$371	163006
5.7 Litre (245 HP)	94 Thru	20-16' (44-57)	3850302-5	3850302	Alum.	3	14-1/4R21	\$126	161004
5.7 GL (225 PHP*)	94 Thru	20-16' (44-57)	3850309-0	3850309	SST II®	3	14-1/4R21	\$371	163008
5.8 Litre (250, 275 HP)	94 Thru	20-16' (48-62)	3850310-8	3850310	SST II®	3	14-1/4R23	\$371	163010
5.8 FL/FI (230, 255 PHP*)	94 Thru								

* PHP = Prop shaft horsepower

OMC SEA DRIVE ('82 THRU)


SEA DRIVE

Motor-Model-Ratio	Year	Boat Size & Speed (MPH)	RH	LH**	Mat'l.	Blds. Dia. & Pitch	Price	RH	LH**
			OMC Equiv.	OMC Equiv.				Part No.	Part No.
2.0 Litre 140 HP (V-4) 2.25:1	89 Thru	Barges, Houseboats (10-25)	391536		PJ200C	Alum.	3 15-1/2 x 13	\$126	011016
2.5 Litre 150 HP (V-6) 1.86:1	82-87	36'-32' Twin(24-34)	391535		PJ201C	Alum.	3 15-1/2 x 15	\$126	011006
2.6 Litre 205 HP (V-6) 1.86:1	82-87	36'-32' Twin(27-36)	174926	174927 SST II®		S.S.	3 15 x 15	\$371	013052 013051
2.6 Litre 190 HP (V-6) 1.86:1	87 Thru	27'-24' Single(30-40)	391200		PJ202C	Alum.	3 15 x 17	\$126	011007
2.7 Litre 225 HP (V-6) 1.86:1	87 Thru	33'-30' Twin(30-40)	391290	431930 SST II®		S.S.	3 15 x 17	\$371	013044 013043
3.0 Litre 225 HP (V-6) 1.86:1	89 Thru	24'-21' Single(36-47)	391201		PJ203C	Alum.	3 14-1/2 x 19	\$126	011008
3.6 Litre 275 HP (V-8) 1.77:1	87 Thru	30'-27' Twin(36-47)	389924	390821 SST II®		S.S.	3 14-1/2 x 19	\$371	013046 013045
4.0 Litre 300 HP (V-8)	89 Thru	22'-18' Single(42-54)	391202		PJ204C	Alum.	3 14-1/4 x 21	\$126	011009
		28'-25' Twin(42-54)	389923	390822 SST II®		S.S.	3 14-1/4 x 21	\$371	013048 013047
		25'-23' Twin(50-62)	391203		PJ205C	Alum.	3 14-1/4 x 23	\$126	011010
		25'-23' Twin(50-62)	389019	390823 SST II®		S.S.	3 14-1/4 x 23	\$371	013050 013049
"Heavy-Duty Special Applications" (Hard to Plane Boats)					SSO817C	S.S.	3 15-1/4 x 17	\$440	013015
		32' + Twin(35-45)			SSO817C	S.S.	3 15-1/4 x 17	\$440	013015
2.0 Litre 140 HP (V-4) 2.25:1	89 Thru	28'-24' Single(35-45)				S.S.	3 14-1/2 x 21	\$440	013017 013023
2.5 Litre 150 HP (V-6) 1.86:1	82-87	24'-22' Twin(45-53)				S.S.	3 14-1/2 x 21	\$440	013017
2.6 Litre 205 HP (V-6) 1.86:1	82-87	22'-20' Single(45-53)				S.S.	3 14-1/2 x 21	\$440	013017
2.6 Litre 190 HP (V-6) 1.86:1	87 Thru								
2.7 Litre 225 HP (V-6) 1.86:1	87 Thru								
3.0 Litre 225 HP (V-6) 1.86:1	89 Thru								
3.6 Litre 275 HP (V-8) 1.77:1	87 Thru								
4.0 Litre 300 HP (V-8)	87 Thru								
1.6 Litre 115 HP (V-4) 2:1	82 Thru	Barges, Houseboats (1-18)	382761		PJ87	Alum.	3 14 x 11	\$106	012047
1.8 Litre 140 HP (V-4) 2:1	87 Thru	26'+(14-28)	391668		PJ88C	Alum.	3 14 x 13	\$106	011001
		26'-22'(24-26)	391198		PJ89C	Alum.	3 13-3/4 x 15	\$106	011002
		26'-22'(24-36)	389949	SST II®		S.S.	3 13-3/4 x 15	\$342	013028
		22'-19'(30-42)	391199		PJ90C	Alum.	3 13-1/4 x 17	\$106	011003
		22'-19'(30-40)	389948	SST II®		S.S.	3 13-3/8 x 17	\$342	013030
		20'-17'(38-50)	390896		PJ91C	Alum.	3 13 x 19	\$106	011004
		20'-17'(38-50)	389510	SST II®		S.S.	3 13 x 19	\$342	013033
		18'-15'(44-56)	389788		PJ83C	Alum.	3 13 x 21	\$106	011005
		18'-15'(44-56)	389512	SST II®		S.S.	3 13 x 21	\$342	013034
		High Perf. (30-42)	394758	Raker™		S.S.	3 13 1/4 x 17	\$379	013027
		High Perf. (38-50)	394759	Raker™		S.S.	3 13 1/4 x 19	\$379	013029
		High Perf. (44-56)	394760	Raker™		S.S.	3 13 1/4 x 21	\$379	013031


** For Twin Engine Installation, Increase Pitch 4".




OMC Cobra/Sea Drive Aluminum




G/L 6 Gun Composite Propeller see page 23




OMC Cobra/Sea Drive Stainless Steel RH & LH Equivalent to SST II®



OMC Cobra/Sea Drive High Performance Stainless Steel Equivalent to OMC Raker™



OMC Cobra (1994 Thru) Volvo SX Drive Aluminum



OMC Cobra/Sea Drive Model 400 Aluminum

OMC SAILDRIVE

Right Hand Part No.	Dia. & Pitch	Blds.	Metal	Price	Michigan Part No.
PJ41	10-1/2 x 10	3	Alum.	\$59	012027

OUTBOARD MARINE (OMC) MODEL 14 LARGE GEAR CASE ('67-'77)

HP Range: 120 to 245. Recom.(For twin installations increase pitch 2")						
Right Hand Part No.	OMC Equiv. No. (RH Only)	Dia. & Pitch	Blds.	Metal	Price	Michigan Part No.
PR115	382676	14 x 11	3	Alum.	\$154	012089
PR118	382017	14 x 12	3	Alum.	\$154	012090
PR120	381185	14 x 14	3	Alum.	\$154	012091
PR122	381186	14 x 16	3	Alum.	\$154	012092
PR124	381187	14 x 18	3	Alum.	\$154	012093
PR126	383287	14 x 20	3	Alum.	\$154	012094


OUTBOARD MARINE (OMC) 80-90 HP 2 CYCLE ('68) SMALL GEARCASE; MARINE DRIVE SYSTEMS/RANGER

HP Range: 80 to 120. Recom.(For twin installations increase pitch 2")						
Approx. HP	Boat Length				Price	Numeric
	Thru 17'	18'-21'	22'-25'	Houseboats, Barges		
80-90 HP	10 x 11	10-1/4 x 10	10-1/4 x 10	10-1/4 x 10		
110-120 HP	10 x 12	10 x 11	10 x 11	10-1/4 x 10		
OMC Equiv. No. Dia. & Pitch Blds. Metal Price Numeric						
PJ75	378040	10-1/4 x 10	3	Alum.	\$84	012043
PJ76	377978	10 x 11	3	Alum.	\$84	012044
PJ77	378039	10 x 12	3	Alum.	\$84	012045
*PJ73	381446	10 x 11	3	Alum.	\$84	012041
*PJ74	379260	10 x 9-1/4	3	Alum.	\$84	012042

* small Hub Prop- use special nut part no. 302001 \$14.00

MERCURISER ALPHA ONE™ / MERCURISER™ (BLACK MAX SERIES PROPS) (1983 THRU)

STERNDRIVE

Motor-Model-Ratio	Year	Boat Size & Speed (MPH)	Nearest Merc Equiv.	Mat'l.	Blds.	Dia. & Pitch	Price	Michigan Part No.	
2.5 L (120 HP) Alpha One 1.98:1	86-89	Non-Plane Hvy. Cruisers	48-78112A40	PM211C Alum.	3	16 x 11	\$139	031021	
3.0 L (125,140 HP, 115 PHP*) Alpha one 1.98:1	86-89	Non-Plane Hvy. Cruisers	48-78114A40	PM213C Alum.	3	16 x 13	\$139	031022	
3.0 LX (135 PHP*) Alpha One 1.98:1	90 Thru	21'-26' (17-28)	48-16438A40	Alum.	3	16 x 14	\$139	031050	
3.7 L (165,170 HP) Alpha One 1.84:1	86-89	21'-26' (18-31)	48-16312A4	SSM245C S.S.	3	14 1/2 x 15	\$405	033002	
3.7 LX (180,190 HP) Alpha One 1.84:1	86-89	21'-26' (18-31)	48-78116A40	PM215C Alum.	3	15 1/4 x 15	\$139	031023	
120 (120 HP) Mercruiser 1.98:1	83-85	19'-23' (26-34)	48-16440A40	Alum.	3	16 x 16	\$139	031051	
140 (140 HP) Mercruiser 1.98:1	83-85	19'-23' (27-37)	48-16314A4	SSM247C S.S.	3	14 1/2 x 17	\$405	033003	
170 (170 HP) Mercruiser 1.84:1	1985	19'-23' (27-37)	48-78118A40	PM217C Alum.	3	14 1/2 x 17	\$139	031024	
185 (185 HP) Mercruiser 1.84:1	1985	17'-21' (32-39)	48-11324A40	Alum.	3	15 1/2 x 18	\$139	031052	
190 (190 HP) Mercruiser 1.84:1	1985	17'-21' (33-42)	48-16316A4	SSM249C S.S.	3	14 x 19	\$405	033004	
470 (170 HP) Mercruiser 1.65:1/1.84:1	83-84	17'-21' (33-42)	48-78120A40	PM219C Alum.	3	14 x 19	\$139	031025	
488 (188 HP) Mercruiser 1.65:1/1.84:1	83-84	Up to 19' (37-46)	48-16318A4	SSM251C S.S.	3	13 3/4 x 21	\$405	033005	
		Up to 19' (37-46)	48-78122A40	PM221C Alum.	3	13 3/4 x 21	\$139	031026	
		Up to 18' (40-50)	48-16320A4	SSM253C S.S.	3	13 1/2 x 23	\$405	033006	
		Up to 18' (40-50)	48-78124A40	PM223C Alum.	3	13 1/2 x 23	\$139	031027	
4.3 L (175,185 HP, 155 PHP**) Alpha one 1.84:1	86-92	Non-Plane Hvy. Cruisers	48-78112A40	PM211C Alum.	3	16 x 11	\$139	031021	
4.3 L (160 PHP*) Alpha one 1.84:1	93 Thru	Houseboats (8-26)	48-78114A40	PM213C Alum.	3	16 x 13	\$139	031022	
4.3 LX (205 HP, 175 PHP*) Alpha one 1.84:1	86-92	23'-27' (18-31)	48-16438A40	Alum.	3	16 x 14	\$139	031050	
4.3 LX (180 PHP*) Alpha one 1.84:1	93 Thru	23'-28' (19-38)	48-16312A4	SSM245C S.S.	3	14 1/2 x 15	\$405	033002	
5.0 L (200 HP, 180 PHP*) Alpha one 1.65:1	86-92	23'-28' (19-38)	48-78116A40	PM215C Alum.	3	15 1/4 x 15	\$139	031023	
5.0 L (190 PHP*) Alpha one 1.65:1	93 Thru	22'-26' (26-35)	48-16440A40	Alum.	3	16 x 16	\$139	031051	
200/205 (200, 205 HP) Mercruiser 1.65:1	86 Thru	21'-26' (29-45)	48-16314A4	SSM247C S.S.	3	14 1/2 x 17	\$405	033003	
230 (230 HP) Mercruiser 1.50:1	1985	21'-26' (29-45)	48-78118A40	PM217C Alum.	3	14 1/2 x 17	\$139	031024	
898/228 (198, 228 HP) Mercruiser 1.50:1	83-84	21'-25' (34-42)	48-11324A40	Alum.	3	15 1/2 x 18	\$139	031052	
5.7 L (260 HP, 230 PHP*) Alpha one 1.50:1	86-92	19'-25' (35-49)	48-16316A4	SSM249C S.S.	3	14 x 19	\$405	033004	
5.7 L (235 PHP*) Alpha one 1.50:1	93 Thru	19'-25' (35-49)	48-78120A40	PM219C Alum.	3	14 x 19	\$139	031025	
260 (260 HP) Mercruiser 1.32:1/1.50:1	83-85	17'-23' (41-56)	48-16318A4	SSM251C S.S.	3	13 3/4 x 21	\$405	033005	
350 Magnum (270 HP, 240 PHP*) Alpha one 1.5:1	87-91	17'-23' (41-56)	48-78122A40	PM221C Alum.	3	13 3/4 x 21	\$139	031026	
350 Magnum (250 PHP*) Alpha one 1.5:1	92 Thru	Up to 20' (47-62)	48-16320A4	SSM253C S.S.	3	13 1/2 x 23	\$405	033006	
454 Magnum (330 HP) Alpha one 1.32:1	1987	Up to 20' (47-62)	48-78124A40	PM223C Alum.	3	13 1/2 x 23	\$139	031027	
High Performance Propellers 			47-55 MPH	48-16546A41 Laser II™	Edge II S.S.	3	14 1/4 x 20	\$405	033060
			49-63 MPH	48-16548A41 Laser II™	Edge II S.S.	3	14 1/4 x 22	\$405	033062
			56-65 MPH	48-16550A41 Laser II™	Edge II S.S.	3	14 1/4 x 24	\$405	033064
			58-75 MPH	48-16552A41 Laser II™	Edge II S.S.	3	14 1/4 x 26	\$405	033066
				48-16545A41 Laser II™ (LH)	Edge II S.S.	3	14 1/4 x 20 (LH)	\$405	033061
				48-16547A41 Laser II™ (LH)	Edge II S.S.	3	14 1/4 x 22 (LH)	\$405	033063
		48-16549A41 Laser II™ (LH)	Edge II S.S.	3	14 1/4 x 24 (LH)	\$405	033065		
		48-19709A40 Laser II™ (LH)	Edge II S.S.	3	14 1/4 x 26 (LH)	\$405	033067		
V-8 Thru 365 HP Twin Engine (365 HP Max.)	83 Thru	25'-30' (44-48)		SSM292C S.S.	3	15 x 19(RH)	\$458	033021	
		22'-25' (48-55)		S.S.	3	15 x 19(LH)	\$458	033025	
				SSM312C S.S.	3	14 1/2 x 21(RH)	\$458	033022	
				S.S.	3	14 1/2 x 21(LH)	\$458	033027	

CAUTION: Standard Trim Tab is 31640A1; standard thrust washer 13171. Mercruiser I props (1982 and before) on this stern drive require thrust washer 56292A2.
*PHP=prop shaft horsepower NOTE: (For twin engines increase pitch 4")

MERCURISER BRAVO ONE™ / MAGNUM SERIES STERNDRIVE

High-Performance Propellers

Motor-Model	Year	Boat Size & Speed (MPH)	Nearest Merc Equiv.	Mat'l.	Blds.	Dia. & Pitch	Price	Michigan Part No.
350 Magnum**	87 Thru	22'-25' Bts.-All Loads, Skis	48-13700A41 Mirage™	S.S.	3	15-1/4 x 19	\$475	033030
HP 320 EFI (320 HP) 1.50:1	88-89	21'-23' Bts.-All Loads, Skis	48-13702A41 Mirage™	S.S.	3	14-3/4 x 21	\$475	033032
D3.0 L/D183 Diesel (150 HP, 140 PHP*) 1.5:1	90 Thru	Up to 22' Bts.-All Loads, Skis	48-13704A41 Mirage™	S.S.	3	14-5/8 x 23	\$475	033034
D3.6 L/D219 Diesel (180 HP, 170 PHP*) 1.5:1	90 Thru	Up to 22' Bts.-Light Loads	48-13706A41 Mirage™	S.S.	3	14-1/2 x 25	\$475	033036
D4.2 L/D254 Diesel (200 PHP*) 1.36:1/1.5:1	91 thru							
Rubber Hub Insert Thru 370 HP								
7.4 Litre Bravo One	88 Thru	36'-30' Bts.-All Loads	48-13700A41 Mirage™	S.S.	3	15-1/4 x 19	\$475	033030
454 Magnum (Alpha One Drive)**	1987	24'-28' Bts.-All Loads, Skis	48-13702A41 Mirage™	S.S.	3	14-3/4 x 21	\$475	033032
454 Magnum & 454 EFI	88 Thru	23'-26' Bts.-All Loads, Skis	48-13704A41 Mirage™	S.S.	3	14-5/8 x 23	\$475	033034
Rubber Hub Insert Thru 370 HP		20'-24' Bts.-All Loads, Skis	48-13706A41 Mirage™	S.S.	3	14-1/2 x 25	\$475	033036
502 Magnum	90 Thru	27'-33' Bts.-All Loads, Skis	48-13242A5 Mirage™	S.S.	3	15-1/4 x 19	\$493	033052
502 Magnum EFI	93 Thru	25'-29' Bts.-All Loads, Skis	48-13244A5 Mirage™	S.S.	3	14-3/4 x 21	\$493	033054
HP 465 (445 PHP*) 1.36:1	91 Thru	24'-27' Bts.-All Loads, Skis	48-13246A5 Mirage™	S.S.	3	14-5/8 x 23	\$493	033056
HP 500 (465, 475 PHP*) 1.36:1	93 Thru	21'-25' Bts.-All Loads, Skis	48-13248A5 Mirage™	S.S.	3	14-1/2 x 25	\$493	033058
HP 525SC (490 PHP*) 1.36:1	92 Thru							
Solid Hub for 370 HP and Above								
Counter-Rotating (LH) Propellers			48-13701A41 Mirage™	S.S.	3	15-1/4 x 19	\$475	033029
Rubber Hub Insert Thru 370 HP			48-13703A41 Mirage™	S.S.	3	14-3/4 x 21	\$475	033031
			48-13705A41 Mirage™	S.S.	3	14-5/8 x 23	\$475	033033
			48-13707A41 Mirage™	S.S.	3	14-1/2 x 25	\$475	033035
Counter-Rotating (LH) Propellers			48-13241A5 Mirage™	S.S.	3	15-1/4 x 19	\$493	033051
Solid Hub, 370 HP and Above			48-13243A5 Mirage™	S.S.	3	14-3/4 x 21	\$493	033053
			48-13245A5 Mirage™	S.S.	3	14-5/8 x 23	\$493	033055
			48-13247A5 Mirage™	S.S.	3	14-1/2 x 25	\$493	033057

* PHP= Prop shaft horsepower

** These Propellers require the use of anodic plate (76214) in place of the standard trim tab. NOTE: All recommendations are based on single engine boats. For dual engines, add 4" in pitch.

Mercruiser™, Alpha One™, Bravo One™, Mirage™, Laser II™ are trademarks of the Brunswick Corporation.

MERCURY MERCUISER™ 1A, 1B, 1C, 120, 140, 145 DTS, 165, 228, 470, 485, 888, 898, 225S, 233, 255 TRS, 260, 280 TRS (THRU 1982)

MERCURY BRAVO TWO™ & MERCUISER™ II (THRU 1989)

		For twin installations increase pitch 2"		Boat Length		
		22'-28'		25'-30'		25'-34'
		19 1/2 x 21		19 3/4 x 19		20 x 17
Merc. Equiv. No.	Dia & Pitch	Rotation	Blds.	Metal	Price	Part No.
48-77900A10	19-1/2 x 21	RH	3	Alum.	\$471	032117
48-77901A10	19-1/2 x 21	LH	3	Alum.	\$471	032118
48-77898A10	19-3/4 x 19	RH	3	Alum.	\$471	032115
48-77899A10	19-3/4 x 19	LH	3	Alum.	\$471	032116
48-77896A10	20 x 17	RH	3	Alum.	\$471	032113
48-77897A10	20 x 17	LH	3	Alum.	\$471	032114

MERCURY MERCUISER™ MODEL O

HP Range: 60 HP. Recom. (For twin installations increase pitch 2")

Boat Length						
		Thru 17'	18'-21'	22'-25'	Houseboats, Barges	
		10 1/4 x 15		10 1/4 x 13	10 1/4 x 11	10 1/8 x 9
Merc. Equiv. No.	Dia & Pitch	Blds.	Metal	Price	Part No.	
PR31	48-32194A1	10 1/4 x 9	3	Alum.	\$115	032083
PR33	48-33774A1	10 1/4 x 10	3	Alum.	\$115	032084
PR35	48-38098A1	10 1/4 x 11	3	Alum.	\$115	032085
PR37	48-38094A1	10 1/4 x 12	3	Alum.	\$115	032086
PR39	48-38090A1	10 1/4 x 13	3	Alum.	\$115	032087

MERCURY MERCUISER™ I ('62-'63) MERCUISER™ 80,90

HP Range: 80 to 140. Recom. (For twin installations increase pitch 2")

Boat Length						
Approx. HP	Thru 17'	18'-21'	22'-25'	Houseboats, Barges		
80-90-HP	13 x 15	13 x 13	13 x 11	13 x 11		
110 HP	13 x 17	13 x 15	13 x 13	13 x 11		
140 HP	13 x 21	13 x 19	13 x 17	13 x 15		
RH Part No.	Nearest Merc. Equiv.	Dia. & Pitch	Blds.	Metal	Price	Part No.
PR151	48-35936A3	13 x 11	3	Alum.	\$121	032089
PR153	48-58826A3	13 x 13	3	Alum.	\$121	032090
PR155	48-32390A3	13 x 15	3	Alum.	\$121	032091
PR157	48-65022A1	13 x 17	3	Alum.	\$121	032092
PR159	48-65024A1	13 x 19	3	Alum.	\$121	032093
PR161	48-67280A1	13 x 21	3	Alum.	\$121	032094

HP Range: 110 to 280. Recom. (For twin installations increase pitch 2")
(Old style-shift plate on back of engine or transom plate thrust hub 56292)

Approx. HP	Boat Length			
	Thru 17'	18'-20'	21'-22'	23'-25'
110-120 HP	15 x 23C	15-1/4 x 21C	15-1/2 x 19C	15-3/4 x 17C
140HP (1.68:1 GEAR)	15-1/4 x 21C	15-1/2 x 19C	15-3/4 x 17C	16 x 15C
140HP (1.98:1 GEAR)	15 x 23C	15-1/4 x 21C	15-1/2 x 19C	15-3/4 x 17C
150-165-170HP	15 x 23C	15-1/4 x 21C	15-1/2 x 19C	15-3/4 x 17C
185-188-198-225-228-233HP	15 x 23C	15-1/4 x 21C	15-1/2 x 19C	15-3/4 x 17C
225-280HP	15 x 23C	15-1/4 x 21C	15-1/2 x 19C	15-3/4 x 17C

RH Part No.	Nearest Merc. Equiv.	Dia. & Pitch	Blds.	Metal	Price	Part No.
SMC504C	48-36020A4	16 x 13	3	Alum.	\$139	031034
SMC374C	48-79570A4	16 x 15	3	Alum.	\$139	031035
SMC376C	48-79572A4	15-3/4 x 17	3	Alum.	\$139	031036
SSM350C		15-3/4 x 17	3	S.S.	\$410	033007
SMC378C	48-79574A4	15-1/2 x 19	3	Alum.	\$139	031037
SSM354C		15-1/2 x 19	3	S.S.	\$410	033008
SMC380C	48-79576A4	15-1/4 x 21	3	Alum.	\$139	031038
SSM358C		15-1/4 x 21	3	S.S.	\$410	033009
SMC382C	48-79578A4	15 x 23	3	Alum.	\$139	031039
SMC384C	48-79580A4	15 x 25	3	Alum.	\$139	031040


*Caution: Standard trim tab is 34127A1; standard thrust washer 56292A2. Black Max series props used on these drives will require trim tab 31640A1 and thrust washer 13171.
NOTE: All Props in above listing have Cupped Blade Edges.

MERCURY MERCUISER™ II

HP Range: 170 to 325. Recom. (For twin installations increase pitch 2")

Aluminum Props Only


Mich. Part No.	Nearest Merc. Equiv. LH	Mich. Part No.	Nearest Merc. Equiv. RH	Dia. & Pitch	Blds.	Price
SMC807	032109	48-33879A4		16 3/4 x 21	3	\$253




G/L 6 Gun Composite Propeller
see page 23



Alpha One Stern Drive Aluminum




New Wide Blade Propeller for the Alpha One Drive




Large Diameter Aluminum for Mercruiser Drive




Alpha One High Performance Stainless Steel RH & LH Stern Drive Equivalent to Laser II™




Bravo One High Performance Stainless Steel RH & LH Stern Drive Equivalent to Quicksilver Mirage™




HP Range: 110 to 290. (For twin installations increase pitch 2")						
Approx. HP	Drive Ratio	Boat Length			Houseboats, Barges	
		Thru 17'	18'-21'	22'-25'		
110-145 HP	1.35:1	14 x 15	14 x 12			
	1.62:1	14 x 17	14 x 15	14 x 15	15 x 11	
	2.15:1	14 x 19	14 x 17	14 x 17	15 x 13	
150-185 HP	1.35:1	14 x 17	14 x 17	15 x 13	15 x 11	
	1.61:1	14 x 21	14 x 21	15 x 17	15 x 15	
	1.89:1	14 x 19	14 x 19	15 x 15	15 x 13	
190-225 HP	1.35:1	14 x 21	15 x 19	15 x 17		
	1.61:1	14-3/8 x 23	16 x 17	16 x 17	16 x 13	
230-260 HP	1.61:1	14 x 23	14 x 23	15 x 21		
290 HP	1.61:1	14 x 23	14 x 23	14 x 21		
LH Rot. Part No.	Volvo Equiv.	RH Rot. Part No.	Volvo Equiv.	Dia & Pitch	Blds.	Mfl. Price
Long Hub Propellers						
**¶082001	854285-4	**¶082002	854286-2	14 x 17	3 Al.	\$142
		**¶084006		14 x 17	3 S.S.	\$384
**¶082003	854978-4	**¶082004	854993-3	14 x 19	3 Al.	\$142
		**¶084008		14 x 19	3 S.S.	\$384
**¶082009	851138-8	**¶082010	851139-6	14 x 21	3 Al.	\$142
**¶082011	854982-6	**¶082012	854997-4	15 x 17	3 Al.	\$142
**¶082013	854983-4	**¶082014	854998-2	15 x 19	3 Al.	\$142
**¶082015	850866-5	**¶082016	850867-3	15 x 21	3 Al.	\$142
** 082089	854986-7	** 082088	851036-4	16 x 13	3 Al.	\$142
** 082091	854987-5	** 082090	872001-3	16 x 15	3 Al.	\$142
** 082093	854988-3	** 082092	872002-1	16 x 17	3 Al.	\$142
¶SSV171C	** 083001 852086-8	¶SSV172C	** 083002 852155-1	15 1/4 x 17 3	S.S.	\$389
¶SSV191C	** 083003 852085-0	¶SSV192C	** 083004 852138-7	15 x 19	3 S.S.	\$389
¶SSV211C	** 083005§ 852087-6	¶SSV212C	** 083006§ 852137-9	14 1/2 x 21 3	S.S.	\$389
Standard Hub Propellers						
SMC556	*082081 813282-1			14 x 12	3 Al.	\$145
SMC570	*082083 813286-2	SMC530	*082082 813287-0	14 x 14	3 Al.	\$145
SMC338	*082025 814626-8	SMC339	*082026 814631-8	14 x 15	3 Al.	\$145
SMC342	*082027 814627-6	SMC343	*082028 814632-6	14 x 17	3 Al.	\$145
SMC346	*082031 854147-6	SMC347	*082032 854146-8	14 x 19	3 Al.	\$145
SMC348	*082033 814629-2	SMC349	*082034 814634-2	14 x 21	3 Al.	\$145
SMC350	*082053 839569-1	SMC351	*082036 839570-9	14 x 23	3 Al.	\$145
PR248	*082061			14 3/8 x 23	3 Al.	\$145
PR256	*082063			14 3/8 x 25	3 Al.	\$145
SMC592	*082085 813296-1	SMC582	*082084 813297-9	15 x 11	3 Al.	\$145
SMC606	*082087 813316-7	SMC604	*082086 813317-5	15 x 13	3 Al.	\$145
SMC340	*082059 814611-0	SMC341	*082060 814615-1	15 x 15	3 Al.	\$145
SMC344	*082029 854149-2	SMC345	*082030 854148-4	15 x 17	3 Al.	\$145
SMC293	*082021	SMC292	*082022	15 x 19	3 Al.	\$145
SMC295	*082023	SMC294	*082024	15 x 21	3 Al.	\$145
PR397	*082069			16 x 13	3 Al.	\$145
PR409	*082075			16 x 19	3 Al.	\$145
		PR416	*082078	16 x 23	3 Al.	\$145




Volvo Standard Hub Aluminum 082031



Volvo Wide Hub Aluminum 082091



Volvo Standard Hub Aluminum 082026



Volvo Long Hub Aluminum 082001

Volvo SX Drive Propellers - See Page 18

NOTE: Bushings for above alum. props suggested for max. 240 HP unless marked with a ¶.

*Standard Hub propeller installations from outdrive serial #PZ2877179, require a propeller cone #850785-7, spacer ring #851261-8, washer #850888-9 and allen bolt #850889-7 (prior serial number outdrives require an additional washer #897367-9). Standard Hub propellers are not for use with V-6 or diesel engines.

** Long Hub propellers for use with model "275," "280," and "290" outdrives only. Long Hub propellers are for use with "275," "280," and "290" outdrives and late production "270" outdrives which have drilled propeller shaft. LONG HUB and STAINLESS STEEL propeller installations require a propeller cone #850785-7, washer #850888-9 and allen bolt #850889-7.

Attaching hardware available thru Michigan Distributors or Volvo Distributors. Note: Michigan Part No. 082001 and 082002 are Long Hub, Volvo Equiv. is Short Hub.

§ Will not fit a 270 stern drive

For SSV Series: 1. Designed for boats with power to weight ratios of 12:1 and below. 2. Boats must have power trim. 3. Anti-cavitation plate height 1" above boat bottom. 4. Blades cambered must run in ventilated condition. 5. Use 2" less pitch if current aluminum prop is cupped, 3" less if uncupped.

Motor & Model	Year	Boat Size & Speed	Blids.	Dia. & Pitch	ALUMINUM			STAINLESS STEEL		
					Nearest Yamaha Equiv.	Price	Michigan Part No.	Nearest Yamaha Equiv.	Price	Michigan Part No.
3.0 L (130 HP) EST/PSR	89 Thru	21'-26' Bts. (18-31)	3	15-1/4 x 15	6G5-45941-00-98	PY415C \$130	101010	6G5-45978-02-98	SSY717C \$419	103018
		19'-23' Bts. (27-37)	3	14-1/2 x 17	6G5-45947-01-98	PY417C \$130	101011			
4.3 L (205 HP) EST/YEMS/PSR	89 Thru	17'-21' Bts. (33-42)	3	14 x 19	6G5-45945-01-98	PY419C \$130	101012	6G5-45974-02-98	SSY719C \$419	103020
		Up to 19' (37-46)	3	13-3/4 x 21	6G5-45943-01-98	PY421C \$130	101013			
5.0 L (205 HP) EST/PSR/YEMS	89 Thru	23'-28' Bts. (19-38)	3	15-1/4 x 15	6G5-45941-00-98	PY415C \$130	101010	6G5-45978-02-98	SSY717C \$419	103018
		21'-26' Bts. (29-45)	3	14-1/2 x 17	6G5-45947-01-98	PY417C \$130	101011			
5.7L (260HP) EST/PSR/YEMS	89 Thru	19'-25' Bts. (35-49)	3	14 x 19	6G5-45945-01-98	PY419C \$130	101012	6G5-45974-02-98	SSY719C \$419	103020
		17'-23' Bts. (41-56)	3	13-3/4 x 21	6G5-45943-01-98	PY421C \$130	101013			

**CHRYSLER DRIVE 90 MODEL 80,81;
MUNCIE TURBOMARINE FLEXDRIVE
NO. 302C, 501C,503, 700 & 900;
MARINE DRIVE SYSTEMS MODEL 80,
81, 101, 111, 1011, 260TD1**

HP Range: 110 to 300. Recom. (For twin installations increase pitch 2')

LH Part No.	RH Part No.	Dia. & Pitch	Blids.	Metal	Price
SMC-760	072096	17 x 19	3	Alum.	\$253
SMC-751	072098	17 x 17	3	Alum.	\$253
SMC-769	072104	17 x 16	3	Alum.	\$253
SMC-774	072106	17 x 12	3	Alum.	\$253
SMC-802	032106	16 x 25	3	Alum.	\$253
SMC-807	032109	16-3/4 x 21	3	Alum.	\$253

**VOLVO-PENTA 100-110;
EATON MODEL B;
(PIN DRIVE)**

HP Range: 110 to 150. Recom. (For twin installations increase pitch 2')

LH Part No.	Volvo Equiv.	Dia & Pitch	MH	Price
SMC925	082049	809862 14 x 14	Al.	\$154
SMC921	082045	813228 14 x 12	Al.	\$154
SMC980	082057	813226 14 x 10	Al.	\$154

CHRYSLER MODEL 300

HP Range: 105 to 270 HP. Recom. (For twin installations increase pitch 2')

	RH Part No.	Dia & Pitch	Blids.	Metal	Price
AMC128C	071010	15 x 15	3	Alum.	\$258
AMC152C	071021	16 x 17	3	Alum.	\$246

**BMW MODEL G-130-S, G-190-S,
G-220-S (THRU 1982)**


HP Range: 130-190-220 HP. Recom. (For twin installations increase pitch 2')

RH Part No.	LH Part No.	Dia & Pitch	Blids.	Metal	RH Part No.	LH Part No.	Price
SMC351	SMC350	14 x 23	3	Alum.	082036	082053	\$145

**VOLVO-PENTA 80, 100;
EATON MODEL A; MUNCIE
300, 500, 501; PERKINS Z;
ENFIELD TRANSA-DRIVE
(SPLINED SHAFT 13/16" DIA.)**

HP Range: 80 to 155. Recom. (For twin installations increase pitch 2')

Volvo Equiv.	Dia & Pitch	Blids.	Metal	Price	Michigan Part No.
SMC 906	806601 14 x 12	3	Alum.	\$154	082043



GAL 6 Gun Composite Propeller

Designed for the boater looking for performance improvements the **SIX GUN'S** exclusive 6 blade design provides for both more **low end power** and **quicker acceleration**. Other features and benefits are:

- Reduced Vibration due to the 6 blade design.
- Accommodates quiet thru hub exhaust.
- All the blades are individually replaceable if damaged saving on repair costs due to damage.
- No special tools are required for blade changes.
- Tough anodized aluminum hub for long life.

OMC Cobra (94 Thru) & Volvo Penta SX Drive

Dia & Pitch	Part#	Price
14 x 15	924150	\$149.95
14.5 x 17	924170	\$149.95
14 x 19	924190	\$149.95
13.75 x 21	924210	\$149.95



***Evinrude, Johnson, & 1985-93 OMC Sterndrive**

Dia & Pitch	Part#	Price
14 x 15	923150	\$149.95
14.5 x 17	923170	\$149.95
14 x 19	923190	\$149.95
13.75 x 21	923210	\$149.95



***Mercury, Mariner, Mercruiser**

Dia & Pitch	Part#	Price
14 x 15	922150	\$149.95
14.5 x 17	922170	\$149.95
14 x 19	922190	\$149.95
13.75 x 21	922210	\$149.95



6 Gun Replacement Blades

Pitch-Size	Single Only		Set of Six	
	Part#	Price	Part#	Price
15	922151-1	\$29.00	922151-6	\$119.00
17	922171-1	\$29.00	922171-6	\$119.00
19	922191-1	\$29.00	922191-6	\$119.00
21	922211-1	\$29.00	922211-6	\$119.00

MICHIGAN WHEEL CROSS REFERENCE FILES 1995

OEM#	MWC#	OEM#	MWC#	OEM#	MWC#	OEM#	MWC#
Mercury, Mariner, Mercruiser		48- 16986A 5	033016	48- 32392A 4	032091	48- 47670A 3	032020
48- 11070A40	033060	48- 16988A 5	033017	48- 32746A 3	031044	48- 47670A10	032020
48- 11074A40	033062	48- 16990A40	033018	48- 32746A 4	031044	48- 47922A 1	032021
48- 11320A40	031050	48- 16992A40	033019	48- 32748A 3	031043	48- 47922A10	032021
48- 11322A40	031051	48- 17874A12	032140	48- 32748A 4	031043	48- 47926A 1	032019
48- 11324A40	031052	48- 19638A40	031049	48- 32750A 3	031043	48- 47926A10	032019
48- 13241A 5	033051	48- 19640A40	031048	48- 32750A 4	031043	48- 49632A 3	031043
48- 13242A 5	033052	48- 19642A40	031047	48- 33480A 1	032135	48- 49632A 4	031044
48- 13243A 5	033053	48- 19709A40	033067	48- 33482A 1	032136	48- 49634A 1	031052
48- 13244A 5	033054	48- 22575A 2	032077	48- 33772A 1	032084	48- 49634A 4	031026
48- 13245A 5	033055	48- 28037A 1	032025	48- 33772A 4	032084	48- 49974A 1	032106
48- 13246A 5	033056	48- 29658A 4	031043	48- 33774A 1	032084	48- 52008A 3	031044
48- 13247A 5	033057	48- 30382A 1	032013	48- 33774A 4	032084	48- 52008A 4	031045
48- 13248A 5	033058	48- 30388A 1	031043	48- 33879A 1	032109	48- 52012A 3	031045
48- 13700A40	033030	48- 30390A 1	031042	48- 35936A 3	032090	48- 53892A 3	031044
48- 13700A41	033030	48- 30396A 1	032089	48- 35936A 4	032091	48- 53892A 4	031044
48- 13701A40	033029	48- 30396A 3	032089	48- 36008A 1	031027	48- 53896A 3	031043
48- 13701A41	033029	48- 30396A 4	032089	48- 36008A 4	031040	48- 53896A 4	031043
48- 13702A40	033032	48- 31072A 4	031043	48- 36010A 1	031026	48- 53900A 3	031042
48- 13702A41	033032	48- 31080A 1	031043	48- 36010A 4	031027	48- 53900A 4	031042
48- 13703A40	033031	48- 31082A 1	031042	48- 36012A 1	031052	48- 54723A 1	032114
48- 13703A41	033031	48- 31105A 1	032013	48- 36012A 4	031026	48- 54724A 1	032113
48- 13704A40	033034	48- 31214A 1	032013	48- 36012A 5	031052	48- 54725A 1	032116
48- 13704A41	033034	48- 31454A 3	031044	48- 36014A 1	031051	48- 54726A 1	032115
48- 13705A40	033033	48- 31454A 4	031044	48- 36014A 4	031052	48- 54727A 1	032118
48- 13705A41	033033	48- 31456A 3	031043	48- 36016A 1	031050	48- 54727A 4	032118
48- 13706A40	033036	48- 31456A 4	031043	48- 36016A 4	031051	48- 56230A 1	032101
48- 13706A41	033036	48- 31458A 3	031042	48- 36018A 1	031022	48- 56232A 1	032100
48- 13707A41	033035	48- 31458A 4	031042	48- 36018A 4	031050	48- 56234A 1	032099
48- 16312A 4	033002	48- 31672A 1	072088	48- 36020A 1	031022	48- 56234A 4	032099
48- 16312A 5	033002	48- 32180A 1	032087	48- 36020A 4	031022	48- 56236A 1	032099
48- 16314A 4	033003	48- 32180A 4	032087	48- 36022A 4	031022	48- 56236A 4	032099
48- 16314A 5	033003	48- 32182A 1	032087	48- 36028A 1	031040	48- 56238A 1	032098
48- 16316A 4	033004	48- 32182A 4	032087	48- 37320A 1	032013	48- 56238A 4	032098
48- 16316A 5	033004	48- 32184A 1	032086	48- 37902A 4	031043	48- 56240A 1	032098
48- 16318A 4	033005	48- 32184A 4	032086	48- 38090A 1	032087	48- 56240A 4	032098
48- 16318A 5	033005	48- 32186A 1	032086	48- 38094A 1	032086	48- 56242A 1	032097
48- 16320A 4	033006	48- 32188A 1	032085	48- 38094A 4	032087	48- 56242A 4	032097
48- 16320A 5	033006	48- 32188A 4	032085	48- 38098A 1	032085	48- 56244A 1	032097
48- 16438A40	031050	48- 32190A 1	032085	48- 38098A 4	032086	48- 56244A 4	032097
48- 16440A40	031051	48- 32192A 1	032084	48- 42518A10	032137	48- 56246A 1	032097
48- 16545A41	033061	48- 32192A 4	032084	48- 42518A11	032137	48- 56246A 4	032097
48- 16546A40	033060	48- 32194A 1	032083	48- 42520A10	032138	48- 56250A 1	032101
48- 16546A41	033060	48- 32194A 4	032083	48- 42520A11	032138	48- 56252A 1	032100
48- 16547A40	033063	48- 32264A 3	031042	48- 42520A12	032138	48- 56254A 1	032099
48- 16547A41	033063	48- 32264A 4	031042	48- 42522A10	032139	48- 56254A 4	032099
48- 16548A40	033062	48- 32386A 3	031044	48- 42522A11	032139	48- 56256A 1	032098
48- 16548A41	033062	48- 32386A 4	031045	48- 42522A12	032139	48- 56256A 4	032098
48- 16549A40	033065	48- 32388A 3	031043	48- 43584A40	031049	48- 56258A 1	032097
48- 16549A41	033065	48- 32388A 4	031043	48- 43586A40	031048	48- 56258A 4	032097
48- 16550A41	033064	48- 32390A 3	031041	48- 43590A40	031047	48- 56260A 1	032097
48- 16552A40	033066	48- 32390A 4	031041	48- 45890A 1	032013	48- 56260A 4	032097
48- 16552A41	033066	48- 32392A 3	032090	48- 47670A 1	032020	48- 57262A 1	032117

MICHIGAN WHEEL CROSS REFERENCE FILES 1995

OEM#	MWC#	OEM#	MWC#	OEM#	MWC#	OEM#	MWC#
Mercury, Mariner, Mercruiser		48- 65480A 4	031040	48- 74599A 4	033053	48- 78118A40	031024
48- 57263A 1	032118	48- 65588A 1	031043	48- 74600A 4	033054	48- 78120A 4	031025
48- 58422A 1	031051	48- 65588A 4	031044	48- 74601A 4	033055	48- 78120A40	031025
48- 58422A 4	031052	48- 65736A 1	031044	48- 74602A 4	033056	48- 78122A 4	031026
48- 58424A 1	031052	48- 65736A 4	031045	48- 74603A 4	033057	48- 78122A40	031026
48- 58424A 4	031026	48- 65748A 1	031042	48- 74604A 4	033058	48- 78124A 4	031027
48- 58426A 1	031026	48- 65748A 4	031043	48- 74872A 4	031024	48- 78124A40	031027
48- 58426A 4	031027	48- 65992A 1	031052	48- 74874A 4	031025	48- 78126A 4	031040
48- 58826A 3	032090	48- 65992A 4	031026	48- 74876A 4	031026	48- 78126A40	031040
48- 58826A 4	032091	48- 66432A 1	031051	48- 74886A 4	031052	48- 79568A 4	031022
48- 61812A 1	031015	48- 66432A 4	031052	48- 74888A 4	031026	48- 79570A 4	031050
48- 61812A 4	031015	48- 66450A 4	031051	48- 75058A 4	033006	48- 79572A 4	031051
48- 61814A 1	031015	48- 66452A 4	031050	48- 75138A 4	031022	48- 79574A 4	031052
48- 61814A 4	031015	48- 67280A 1	031044	48- 75160A 4	031027	48- 79576A 4	031026
48- 61816A 1	031017	48- 67280A 4	031044	48- 75724A 4	033006	48- 79578A 4	031027
48- 61816A 4	031017	48- 67874A 4	031027	48- 75724A 5	033006	48- 79580A 4	031040
48- 61818A 1	031017	48- 68555A 4	033051	48- 75760A 4	031023	48- 79792A 4	033001
48- 61818A 4	031017	48- 68556A 4	033052	48- 75784A 4	031040	48- 79792A 5	033001
48- 61820A 1	031018	48- 68557A 4	033053	48- 76230A 4	033028	48- 79794A 4	033003
48- 61820A 4	031018	48- 68558A 4	033054	48- 76230A 5	033028	48- 79794A 5	033003
48- 61822A 1	031019	48- 68560A 4	033056	48- 77338A 4	031054	48- 79830A 4	033003
48- 61822A 4	031019	48- 69260A 1	032115	48- 77338A40	031054	48- 80955M	012013
48- 61824A 1	031019	48- 69262A 1	032117	48- 77340A 4	031055	48- 81645M	022002
48- 61824A 4	031020	48- 72764A 4	033017	48- 77340A40	031055	48- 81647M	022001
48- 62274A 1	031015	48- 72764A 5	033017	48- 77342A 4	031041	48- 81649M	022002
48- 62274A 4	031015	48- 73132A 4	031015	48- 77342A40	031041	48- 82763	012100
48- 63303A 1	032114	48- 73132A40	031015	48- 77344A 4	031042	48- 82764	012008
48- 63304A 1	032113	48- 73134A 4	031016	48- 77344A40	031042	48- 82766	012101
48- 63305A 1	032116	48- 73134A40	031016	48- 77346A 4	031043	48- 82767	012102
48- 63306A 1	032115	48- 73136A 4	031017	48- 77346A40	031043	48- 82768	012011
48- 63452A 1	032101	48- 73136A40	031017	48- 77348A 4	031044	48- 82769	012013
48- 63454A 1	032100	48- 73138A 4	031018	48- 77348A40	031044	48- 82770	012010
48- 63456A 1	032099	48- 73138A40	031018	48- 77350A 4	031045	48- 83573M	022006
48- 63456A 4	032099	48- 73140A 4	031019	48- 77350A40	031045	48- 85632A 4	031053
48- 63458A 1	032098	48- 73140A40	031019	48- 77896A 1	032113	48- 85632A40	031053
48- 63458A 4	032098	48- 73144A 4	031020	48- 77896A10	032113	48- 86848A 4	031048
48- 63460A 4	032098	48- 73144A40	031020	48- 77897A 1	032114	48- 86962A 4	032136
48- 63494A 1	032014	48- 73500A 4	031021	48- 77897A10	032114	48- 88438A 4	033003
48- 63494A10	032014	48- 73502A 4	031022	48- 77898A 1	032115	48- 88440A 4	033004
48- 63538A 1	031019	48- 73504A 4	031023	48- 77898A10	032115	48- 88442A 4	033005
48- 63540A 1	031019	48- 73506A 4	031024	48- 77899A 1	032116	48- 88444A 4	033006
48- 63542A 1	031018	48- 73508A 4	031025	48- 77899A10	032116	48- 89852A 4	031049
48- 63542A 4	031019	48- 73510A 4	031026	48- 77900A 1	032117	48- 89854A 4	031047
48- 63544A 1	031017	48- 73512A 4	031027	48- 77900A10	032117	48- 93272A 4	033002
48- 63544A 4	031017	48- 73514A 4	031040	48- 77901A 1	032118	48- 93272A 5	033002
48- 63546A 4	031017	48- 73980A 4	033004	48- 77901A10	032118	48- 96622M	012010
48- 64724A 1	031020	48- 73980A 5	033004	48- 78112A 4	031021	48- 96623M	012013
48- 64724A 4	031020	48- 73982A 4	033005	48- 78112A40	031021	48- 96625M	012011
48- 65022A 1	031042	48- 73982A 5	033005	48- 78114A 4	031022	48- 96628M	012102
48- 65022A 4	031042	48- 74266A 4	033004	48- 78114A40	031022	48- 96636M	022006
48- 65024A 1	031043	48- 74268A 4	033005	48- 78116A 4	031023	48- 815744A40	033068
48- 65024A 4	031043	48- 74597A 4	033051	48- 78116A40	031023	48- 815746A40	033070
48- 65480A 1	031027	48- 74598A 4	033052	48- 78118A 4	031024		

MICHIGAN WHEEL CROSS REFERENCE FILES 1995

OEM#	MWC#	OEM#	MWC#	OEM#	MWC#	OEM#	MWC#
Evinrude, Johnson, OMC		382766	011005	390849	013024	814626-8	082025
174926	013052	383287	012094	390850	013010	814627-6	082027
174927	013051	383315	012007	390851	013026	814629-2	082033
174950	012111	383629	012011	390852	013032	814631-8	082026
175190	012055	384139	013030	390896	011004	814632-6	082028
175191	012056	384140	011005	391096	012031	814633-4	082032
203120	012001	384141	013034	391198	011002	814634-2	082034
203682	012001	384142	013033	391199	011003	839569-1	082053
203919	012001	384144	013028	391200	011007	839570-9	082036
204347	012001	384460	012028	391201	011008	850864-0	082013
277212	012076	384702	013034	391202	011009	850865-7	082014
277440	012060	385319	012005	391203	011010	850866-5	082015
277443	012076	385940	012007	391290	013044	850867-3	082016
277580	012024	385955	012023	391534	012101	851035-6	082089
277581	012024	386118	012111	391535	011006	851036-4	082088
277583	012076	386317	012054	391536	011016	851037-2	082091
277595	012109	386637	012055	391668	011001	851038-0	082090
277599	012011	386669	012113	394753	013054	851039-8	082093
277617	012028	386670	012019	394754	013056	851040-6	082092
277759	012007	386786	012038	394755	013058	851124-8	082011
277896	012033	386841	012039	394756	013060	851125-5	082012
278155	012033	386907	012036	394758	013027	851138-8	082009
278194	012026	386908	012040	394759	013029	851139-6	082010
310208	012002	386909	012037	394760	013031	852085-0	083003
312286	012003	386933	012056	398126	012112	852086-8	083001
315858	012003	386955	012005	398502	013055	852087-6	083005
375605	012109	386980	013026	398503	013057	852137-9	083006
376072	012060	386981	013010	398504	013059	852138-7	083004
376506	012076	386982	013024	398505	013061	852155-1	083002
376732	012024	387158	011016	431717	013036	854146-8	082032
376735	012109	387159	011006	431718	013038	854147-6	082031
376737	012076	387160	011007	431719	013040	854148-4	082030
376777	012060	387161	011008	431930	013043	854149-2	082029
376805	012011	387162	011009	591389	012060	854285-4	082001
376841	012109	387163	011010	591920	012024	854286-2	082002
376917	012028	387320	012053	591925	012076	854288-8	082003
376968	012060	387334	012007	591978	012060	854289-6	082004
377410	012023	387519	013046	592038	012076	854978-4	082003
377632	012060	387520	013048	592063	012060	854980-0	082053
377635	012007	387636	012056	592959	012076	854982-6	082011
377636	012011	388088	012013	3850299	161001	854983-4	082013
377978	012044	388294	012102	3850300	161002	854986-7	082089
378039	012045	388883	012016	3850301	161003	854987-5	082091
378040	012043	389019	013050	3850302	161004	854988-3	082093
378571	012026	389029	013032	3850305	163002	854993-3	082004
378579	012028	389068	012021	3850307	163004	854997-4	082012
378580	012024	389069	012015	3850308	163006	854998-2	082014
378581	012023	389510	013033	3850309	163008	872001-3	082090
379260	012042	389512	013034	3850310	163010	872002-1	082092
379717	012109	389619	012015	Volvo		Tohatsu & Nissan	
380104	012004	389627	012101	3850299-3	161001	346-64102-5	142022
380637	012024	389788	011005	3850300-9	161002	346-64104-5	142024
380958	012005	389855	012023	3850301-7	161003	346-64106-5	142020
381020	012088	389923	013048	3850302-5	161004	348-64102-0	142003
381185	012091	389924	013046	3850305-8	163002	348-64103-0	142004
381186	012092	389944	012030	3850307-4	163004	353-64103-0	142005
381187	012093	389948	013030	3850308-2	163006	353-64105-0	142006
381442	012087	389949	013028	3850309-0	163008	353-64107-0	142007
381446	012044	390113	013033	3850310-8	163010	353-64108-0	142008
381801	012011	390114	013030	813284-7	082083	353-64109-0	142009
382017	012090	390237	012032	813285-4	082082	361-64113-0	142001
382676	012089	390380	012057	813296-1	082085	361-64114-0	142002
382761	012047	390821	013047	813297-9	082084	362-64102-0	142017
382762	011001	390822	013045	813316-7	082087	362-64105-0	142015
382763	011002	390823	013049	813317-5	082086	362-64108-0	142019
382764	011003	390830	012031	814611-0	082059	3B7-64532-0	142010
382765	011004	390833	012024	814615-1	082060	3B7-64536-0	142011


MICHIGAN WHEEL CROSS REFERENCE FILES 1995

OEM#	MWC#	OEM#	MWC#	OEM#	MWC#	OEM#	MWC#	
Tohatsu & Nissan Continued				48-76230A 5	033028	FP520	073001	
3B7-64541-0	142012	48-79792A 4	033001	FP523	072107	683-45945-00-EL	102004	
3B7-64545-0	142013	48-79792A 5	033001	FP524	072108	683-45947-00-36	102003	
Suzuki				48-816702A40	031016	FP526	072109	
58100-93703-019	062015	48-816704A40	031017	FP527	073005	688-45930-01-98	103026	
58100-93723-019	062016	48-816706A40	031018	FP539	073003	688-45930-60-98	103026	
58100-93743-019	062017	48-819334A40	072133	FP540	073004	688-45970-01-98	103027	
58100-94313-019	032042	48-819335A40	072132	FP623	072107	688-45970-02-98	103027	
58100-94554	063001	48-819336A40	072131	FP654	072108	688-45970-03-98	103027	
58100-94561	063003	48-819337A40	072014	FP664	073007	688-45972-01-98	103028	
58100-94571	063004	48-FP19	072017	FP665	071035	688-45972-02-98	103028	
58100-94581	063002	48-FP372	072033	FP668	073008	6E5-45941-00-36	101005	
58100-95353-019	032041	48-FP488	072123	FP669	071035	6E5-45941-00-EL	101005	
58100-95363-019	032040	48-FP6430	072026	FP682	072127	6E5-45943-00-36	101007	
58100-95393-019	032043	48-FP669-1	071035	FP685	072128	6E5-45943-00-EL	101007	
58100-95500-019	061001	48-FP669-2	071035	FP686	072129	6E5-45945-00-36	101003	
58100-95511-019	061002	48-FP669-3	071035	FP686-2	072129	6E5-45945-00-EL	101003	
58100-95521-019	061003	48-FP685-1	072128	FP692	072127	6E5-45945-01-EL	101003	
58100-95530-019	061004	48-FP685-2	072128	FP693	072130	6E5-45947-00-36	101001	
58100-96420-019	062012	48-FP685-3	072128	FP695	073009	6E5-45947-00-EL	101001	
58100-96430-019	062013	48-FP686-1	072129	FP696	073010	6E5-45952-00-EL	101009	
58100-96440-019	062014	48-FP686-3	072129	FP699	073007	6E5-45970-10-00	103036	
99105-00200-16P	063005	48-FP686-4	072129	FP71	072022	6E5-45970-10-98	103036	
99105-00200-18P	063006	48-FP692-1	072127	FP75	072022	6E5-45972-10-00	103040	
99105-00200-20P	063022	48-FP692-2	072127	FPM736	031020	6E5-45972-10-98	103040	
99105-00200-22P	063024	48-FP692-3	072127	FPM738	031019	6E5-45976-10-00	103038	
99105-00200-24P	063026	48-FP694	071038	FPM752	033028	6E5-45976-10-98	103038	
99105-00200-26P	063028	48-FP70	072024	FPM754	033001	6E5-45978-10-00	103042	
Force, US Marine, Chrysler				FA282265	072132	FPM756	031015	
48-61812A 1	031015	FA287265	072131	FPS493	072070	6G1-45943-00-36	102002	
48-61812A 4	031015	FA317265	072022	FPS496	073006	6G1-45943-00-EL	102002	
48-61814A 1	031015	FA378265	072132	FPS501	072054	6G1-45947-00-EL	102001	
48-61814A 4	031015	FP273	072133	FPS509	073008	6G5-45941-00-36	101010	
48-61816A 1	031017	FP274	072014	FPS510	073004	6G5-45941-00-98	101010	
48-61816A 4	031017	FP275	072124	FPS511	073010	6G5-45941-00-EL	101010	
48-61818A 1	031017	FP276	072014	FPS519	072055	6G5-45943-00-36	101013	
48-61818A 4	031017	FP277	072131	FPS523	072107	6G5-45943-00-EL	101013	
48-61820A 1	031018	FP278	072014	FPS524	072108	6G5-45943-01-98	101013	
48-61820A 4	031018	FP282	072132	FPS526	072109	6G5-45945-00-36	101012	
48-61822A 1	031019	FP286	072026	FPS623	072107	6G5-45945-00-EL	101012	
48-61822A 4	031019	FP287	072131	FPS625	072108	6G5-45945-01-98	101012	
48-61824A 1	031019	FP290	072124	FPS626	072109	6G5-45945-01-EL	101012	
48-61824A 4	031020	FP293	072132	FPS654	072108	6G5-45947-01-98	101011	
48-62274A 1	031015	FP317	072022	FPS686	072129	6G5-45947-01-EL	101011	
48-62274A 4	031015	FP318	072021	FSS01265	072054	6G5-45972-00-98	103022	
48-63538A 1	031019	FP319	072121	Yamaha			6G5-45972-01-98	103022
48-63540A 1	031019	FP324	152002	663-45943-01-36	032040	6G5-45972-02-98	103022	
48-63542A 1	031018	FP327	072121	663-45943-02-36	032040	6G5-45974-00-98	103020	
48-63542A 4	031019	FP328	072014	663-45943-02-EL	032040	6G5-45974-01-98	103020	
48-63544A 1	031017	FP330	072026	663-45945-01-36	032042	6G5-45974-02-98	103020	
48-63544A 4	031017	FP366	072014	663-45945-02-36	032042	6G5-45976-00-98	103024	
48-63546A 4	031017	FP378	072132	663-45945-02-EL	032042	6G5-45976-01-98	103024	
48-64724A 1	031020	FP383	072034	663-45947-01-36	032044	6G5-45978-00-98	103018	
48-64724A 4	031020	FP389	072032	663-45947-02-36	032044	6G5-45978-01-98	103018	
48-73132A 4	031015	FP395	072121	663-45947-02-EL	032044	6G5-45978-02-98	103018	
48-73132A40	031015	FP396	072125	663-45949-01-36	032039	6H5-45943-00-EL	032040	
48-73134A 4	031016	FP408	072026	663-45949-01-EL	032039	6H5-45945-00-EL	032042	
48-73134A40	031016	FP472	072122	663-45949-01-EL	032039	6H5-45952-00-EL	032043	
48-73136A 4	031017	FP474	072068	663-45952-02-EL	032043			
48-73136A40	031017	FP475	072114	663-45958-01-36	032041			
48-73138A 4	031018	FP493	072070	663-45958-01-EL	032041			
48-73138A40	031018	FP496	073006	664-45941-01-36	022001			
48-73140A 4	031019	FP501	072054	664-45941-01-EL	022001			
48-73140A40	031019	FP509	073008	664-45945-00-36	022002			
48-73144A 4	031020	FP510	073004	664-45945-00-EL	022002			
48-73144A40	031020	FP511	073010	683-45943-00-36	102005			
48-76230A 4	033028	FP519	072055	683-45943-00-EL	102005			
				683-45945-00-36	102004			


**MICHIGAN WHEEL
CORPORATION**

1501 Buchanan Ave., S.W.
Grand Rapids, MI 49507-1697
Phone: (616) 452-6941
Fax: (616) 247-0227

August 1, 1994



©1994 Michigan Wheel Corporation All rights reserved Printed in USA



Part No. 990210