

PARTS LIST

ELTO ACE

4
350
750

Model 4205-4206

INSTRUCTIONS ON HOW TO ORDER

Prices quoted in this parts list take effect immediately, and are subject to change without notice.

For their convenience, as well as ours, we ask our customers to carefully follow our instructions in ordering parts.

We also request that owners order their parts from our dealer or nearest service station or distributor.

ORDER BY PART NUMBER (not photo number) giving NAME of part also.

ALWAYS GIVE THE SERIAL NUMBER OF THE MOTOR FOR WHICH PART OR PARTS REQUIRED. This is very important, and is necessary to intelligently fill your order. If you cannot give the number of the motor, state when and from whom the motor was purchased.

TELEGRAMS AND HOW TO USE "EVINRUDE" CODE ----- Telegram rates are based on ten words or less for immediate delivery. Day letter or night letter rates are considerably cheaper. Detailed information may be found on rear of any telegram blank.

Use the following code only on messages of more than ten words. Each five code letters are charged for as a word. English words and code words may be used in the same message, but code letters cannot be combined with English words.

- | | | |
|-------|------------|-----------------|
| A - 1 | G - 7 | Q - Air Mail |
| B - 2 | H - 8 | V - Air Express |
| C - 3 | I - 9 | X - Express |
| D - 4 | J - 0 | Y - Parcel Post |
| E - 5 | K - Each | Z - Freight |
| F - 6 | P - Number | |

All Prices Subject to Change Without Notice

Following is an example of a telegram not coded and the same reduced to code:

(Not coded -- 22 words)

Parcel Post Two Number One Three Naught Naught Four Four Propeller Nut Twelve One Three Naught Naught Five Three Shear Pins.

(Coded -- 8 words)

YBPAC JJDD Propeller Nut ABPAC JJEC Shear Pins.

Do not use this code in cable messages.

SHIPPING INSTRUCTIONS. Unless specific instructions accompany the order we will use our own judgment as how to ship.

TERMS: CASH WITH ORDER OR C.O.D.

In ordering parts, to avoid C.O.D. shipments and extra charges, all orders should be accompanied by cash. Save time and money by remitting sufficient cash to cover cost of parts and TRANSPORTATION CHARGES. Stamps are accepted in payment of all orders not over \$1.00. The right to hold all orders unaccompanied by cash is reserved by Evinrude Motors, Milwaukee.

A minimum charge of \$.50 net will be made on all orders amounting to less than this amount. We reserve the right to furnish additional parts to make up the difference.

INSTRUCTIONS ON RETURNING PARTS. Parts can only be returned in accordance with terms outlined under the Service Policy laid down in the instruction manual.

EVINRUDE MOTORS Milwaukee, Wisconsin, U. S. A.

Cable Address "EVINRUDE"

POWERHEAD

See Plate No. 1 Page 2

Photo No.	Part No.	Description	No. Used	Price	Photo No.	Part No.	Description	No. Used	Price
1	194740	Cylinder assembly	1	\$5.00	*	132395	Lower crankshaft bearing screw long	2	.10
*	131147	Cylinder screw	4	.05	*	120054	Lower crankshaft bearing screw lockwasher	4	2 for .05
*	120054	Cylinder screw lockwasher	4	2 for .05	19	193804	Piston and rings	1	3.00
2	194792	Crankcase and upper bushing assem.	1	4.00	20	101267	Piston ring	2	.20
3	120129	Cylinder freeze plug	4	2 for .05	21	130220	Piston Pin	1	.35
4	194141	Spark plug assembly	1	.65	21	132541	Piston pin .005" O.S.	1	.35
*	170164	Spark plug rubber hood	1	.20	22	120110	Piston pin spring ring	2	2 for .05
8	171264	Cylinder gasket	1	.05	*	120753	Motor numbering plug (Specify motor number)	1	.05
9	171262	Crankcase gasket .008" or	1	.05	24	132981	Muffler tube	1	1.00
9	171263	Crankcase gasket 1/64"	1	.05	24	132982	Muffler tube 5" longer	1	1.25
10	160214	Crankshaft	1	5.00	25	132979	Water pipe	1	.40
11	120777	Crankshaft apring ring	1	.05	25	132980	Water pipe 5" longer	1	.50
13	193805	Connecting rod assembly	1	2.00	*	130528	Water pipe compression sleeve	1	.05
14	130879	Connecting rod screw	2	.10	*	130476	Water pipe compression nut	1	.10
15	132956	Outlet water pipe	1	.25	26	194800	Exhaust relief with muffler tube and water pipe	1	2.50
17	132452	Drive shaft tube	1	2.00	26	194801	Exhaust relief with muffler tube 5" longer	1	2.75
17	152561	Drive shaft tube 5" longer	1	2.50	29	195170	Exhaust relief only	1	1.25
*	171058	Drive shaft tube steady rest brg. for 5" longer motor	1	1.25	*	131982	Exhaust relief plug	2	2 for .05
*	132048	Drive shaft tube steady rest brg. screw for 5" longer motor	1	.25	30	130197	Exhaust relief screw	2	.10
18	194738	Lower crankshaft bushing end tube assembly	1	3.50	31	120054	Exhaust relief screw lockwasher	2	2 for .05
18	194739	Lower crankshaft bushing end tube assembly 5" longer	1	4.00	33	171261	Exhaust relief gasket	1	.05
*	130395	Lower crankshaft bearing screw short	2	.10	*	194799	Tool kit assembly	1	1.00

PLATE NO. 1




PLATE NO. 2


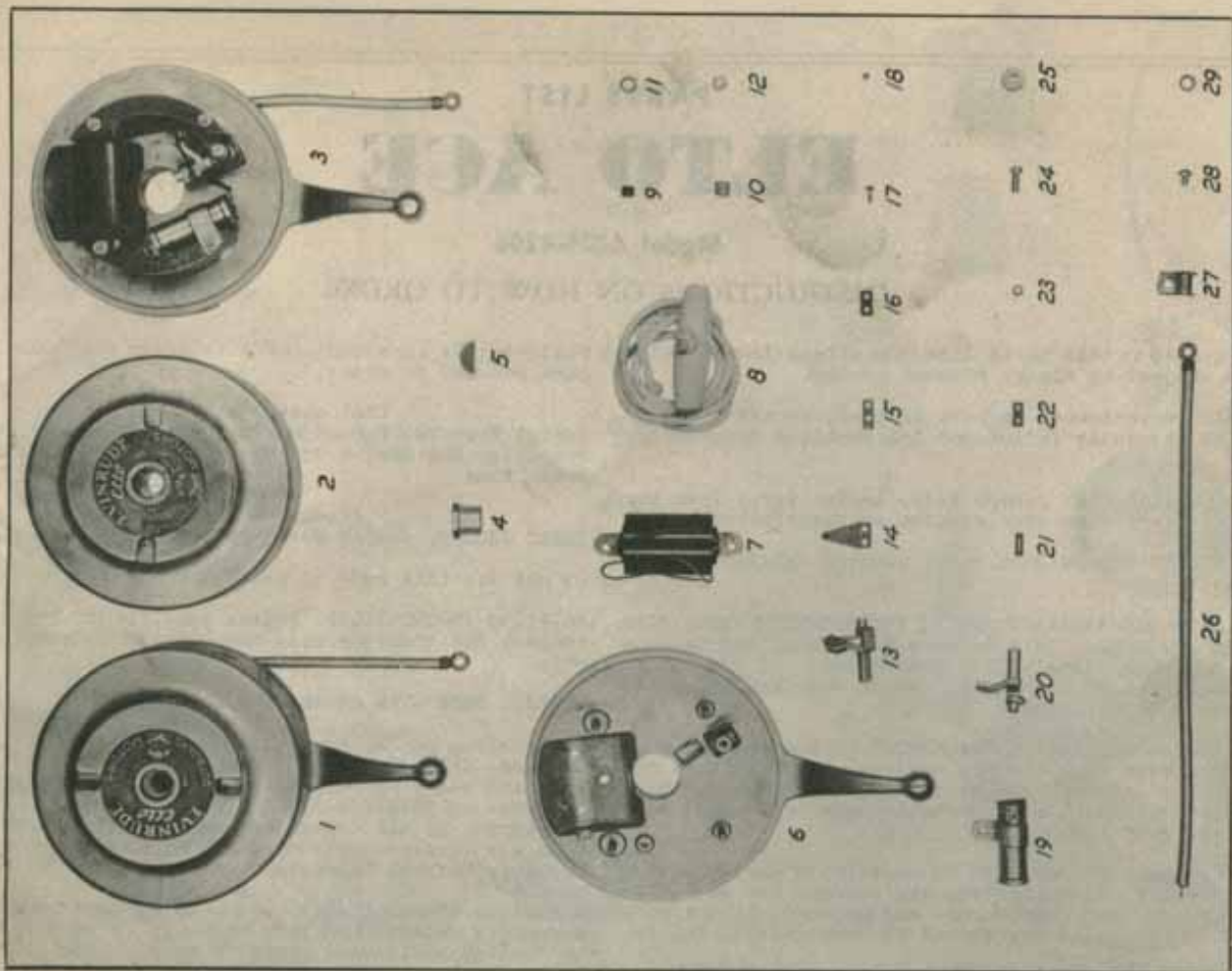


PLATE NO. 3



GASOLINE TANK

See Plate No. 2 Page 2

Photo No.	Part No.	Description	No. Used	Price	Photo No.	Part No.	Description	No. Used	Price
143	194797	Gasoline tank assembly with shut off valve	1	5.00	149	194796	Gasoline pipe assembly	1	.65
144	193839	Gasoline tank filler cap assem.	1	.50	150	132977	Gasoline pipe only	1	.25
145	171088	Gasoline tank filler cap gasket	1	.05	*	132085	Gasoline pipe inlet connecting body	1	.30
146	132357	Gasoline tank filler cap vent screw	1	.20	*	132084	Gasoline pipe inlet connection nipple	1	.25
147	170978	Gasoline tank filler cap vent screw gasket	1	.05	*	132086	Inlet connection screw	1	.30
*	180819	Gasoline tank filler cap vent screw washer	1	.05	151	130472	Gasoline pipe comp. sleeve	1	.05
*	170979	Gasoline tank filler cap vent screw spring	1	.05	152	130471	Gasoline pipe comp. nut	1	.05
148	194813	Gasoline tank shut off valve	1	.35	154	130934	Gasoline tank attaching screw	3	2 for .06
					157	120054	Gasoline tank attaching screw lockwasher	3	2 for .05

MAGNETO ASSEMBLY

See Plate No. 3 Page 2

1	194743	Magneto complete	1	15.00	15	120756	Breaker arm spring contact plate	1	.10
2	194745	Magneto flywheel	1	7.00	16	120756	Breaker arm spring screw plate	1	.10
3	194744	Armature base complete	1	5.00	17	182244	Breaker arm spring screw	2	2 for .05
*	102012	Armature base handle	1	.30	19	171078	Condenser	1	.60
*	131016	Armature base handle screw	2	2 for .05	21	193526	Timer pin assembly	1	.10
*	120052	Armature base handle screw lockwasher	2	2 for .05	22	171065	Breaker arm spring insulating plate	2	.05
4	132487	Flywheel nut	1	.30	23	171186	Breaker arm spring insulating bushing	2	2 for .05
5	120647	Flywheel key	1	.05	24	132583	Breaker arm screw	1	2 for .05
6	194746	Armature base and stud assembly	1	1.75	25	170947	Breaker bracket oiling felt	1	.05
7	193859	Coil complete	1	3.00	26	194493	High tension cable complete	1	.25
8	194036	Starter rope	1	.15	27	120001	High tension cable clamp	1	.05
9	170087	Armature friction plug	1	.05	28	130255	High tension cable clamp screw	1	2 for .05
10	130313	Armature friction plug screw	1	.15	29	120052	High tension cable clamp screw lockwasher	1	2 for .05
11	120851	Coil lamination washer	2	2 for .05	*	120896	Breaker arm oilguard	1	.05
12	132520	Coil lamination stud nut	4	2 for .05	*	194033	Feeler assembly	1	.10
13	194508	Breaker arm and contact spring assembly	1	2.50					
14**		Breaker arm contact spring & point assembly	1						

** Cannot supply separately - Use 194508 Special Exchange Price \$1.00

LOWER UNIT AND BRACKET ASSEMBLY

See Plate No. 4 Page 4

*	195171	Lower unit assembly less propeller	1	29.00	30	130981	Bracket tilting bolt nut	1	2 for .05
*	195172	Lower unit assembly less propeller 5" longer	1	34.00	*	132945	Bracket adjusting bolt	1	.25
1	193948	Gear housing cap & bushing assem.	1	1.50	*	120304	Bracket adjusting bolt cotter pin	1	2 for .05
2	171069	Gear housing cap gasket	1	.05	31	130353	Pivot bearing clamp screw	1	.05
3	170327	Pivot bearing friction washer	1	2 for .05	33	120054	Pivot bearing clamp screw lockwasher	1	2 for .05
4	132179	Gear housing cap screw	2	.10	*	132946	Pivot bearing clamp stud - To Motors 02400	1	.10
5	193818	Gear housing water pipe connector assembly	1	.30	*	130514	Pivot bearing clamp stud castellated nut To Motors 02400	1	.05
6	120858	Drive shaft gear key	1	.05	*	120091	Pivot bearing clamp stud cotter pin To Motors 02400	1	2 for .05
7	132813	Drive shaft tube screw	2	.05	*	130677	Pivot bearing clamp screw - Motors 02401 and Up	1	.05
*	120882	Drive shaft tube lockstrap	1	.05	*	120132	Pivot bearing clamp screw lockwasher - Motors 02401 & Up	1	.05
8	132914	Propeller nut	1	.30	35	101636	Propeller	1	1.50
9	120099	Propeller nut cotter pin	1	2 for .05	35	101721	Propeller - Bronze	1	2.00
10	132564	Propeller shear pin	1	2 for .05	36	194092	Drive shaft and pump eccentric	1	2.00
12	130314	Grease plug	1	.10	36	194093	Drive shaft & pump eccentric - 5" longer	1	2.25
13	171016	Propeller shaft thrust bearing plug	1	.05	*	132518	Pump Eccentric	1	.50
14	120869	Propeller shaft thrust shim .005" or	2	2 for .05	37	100227	Clamp screw button	1	.35
14	120870	Propeller shaft thrust shim .015"	2	2 for .05	38	193822	Bracket clamp screw assembly	1	.60
15	101642	Drive shaft gear	1	.85	39	194706	Pivot bearing assembly	1	4.00
16	120857	Drive shaft gear thrust washer	1	.05	39	194705	Pivot bearing assembly 5" longer	1	4.50
*	193959	Propeller shaft & gear assembly	1	2.25	40	194705	Bracket assembly	1	4.00
21	194821	Plunger pump body & bushing assem.	1	2.00	41	193947	Gear housing and cap assembly	1	5.00
22	101644	Pump body cap	1	.50	*	193699	Gear housing only	1	3.50
23	131982	Pump body plug	1	2 for .05	42	193810	Gear housing assembly complete less propeller and pump	1	12.50
24	132880	Plunger pump body cap screw	2	.20	42	193979	Gear housing assembly complete less propeller and pump 5" longer	1	12.75
25	193703	Pump plunger assembly	1	.75					
26	132526	Pump body dowel pin	1	2 for .05					
27	194358	Plunger body check valve seat assem.	1	.50					
28	171006	Pump plunger spring	1	.15					
29	132568	Bracket tilting bolt	1	.15					

STEERING HANDLE ASSEMBLY

See Plate No. 5 Page 4

1	132165	Steering handle screw	1	.35	*	120975	Steering handle support bushing washer	1	.05
2	130981	Steering handle screw jam nut	1	2 for .05	*	171199	Steering handle support bushing	1	.10
5	170327	Steering handle screw friction washer	1	2 for .05	*	102014	Steering handle support anchor	1	.50
7	194704	Steering handle support assembly	1	1.50	8	194334	Steering handle assembly	1	2.00
*	131982	Steering handle support bushing screw	1	2 for .05	9	170047	Steering handle rubber grip	1	.35
					10	102051	Steering handle only	1	1.80

CARBURETOR ASSEMBLY

See Plate No. 6 Page 4

NOTE: When ordering carburetor give number of motor, also code number of carburetor stamped on body of carburetor.

1	194772	Carburetor assembly	1	5.00	*	171117	Channel plug gasket	1	.05
2	194774	Carburetor body & plug assembly	1	2.00	13	132967	Adjusting needle	1	.35
3	194777	Carburetor gasket and screen	1	.10	14	102015	Adjusting needle lever	1	.25
4	130900	Carburetor screw	2	.05	15	132645	Adjusting needle lever lock screw	1	.05
5	120813	Float needle lock	2	.05	16	132691	Adjusting needle gland	1	.10
6	132351	Float or inlet needle	1	.25	17	171113	Adjusting needle packing	2	2 for .05
7	194775	Carburetor body cover assembly	1	.60	18	160219	Check valve relief pin	1	.05
8	171268	Check valve bumper	1	.05	*	132506	Check valve relief pin button	1	.10
*	171272	Carburetor body cover gasket	1	.05	*	132086	Carburetor inlet connection screw	1	.30
9	132509	Carburetor body cover screw	4	2 for .05	*	132094	Gasoline pipe inlet connection nipple	1	.25
10	171270	Check valve spring	1	.05	*	132085	Gasoline pipe inlet connection body	1	.30
11	160253	Check valve	1	.35	26	120278	Strainer screen	1	.10
12	171271	Float	1	.05					
*	132693	Channel plug	1	.05					

PLATE No. 4

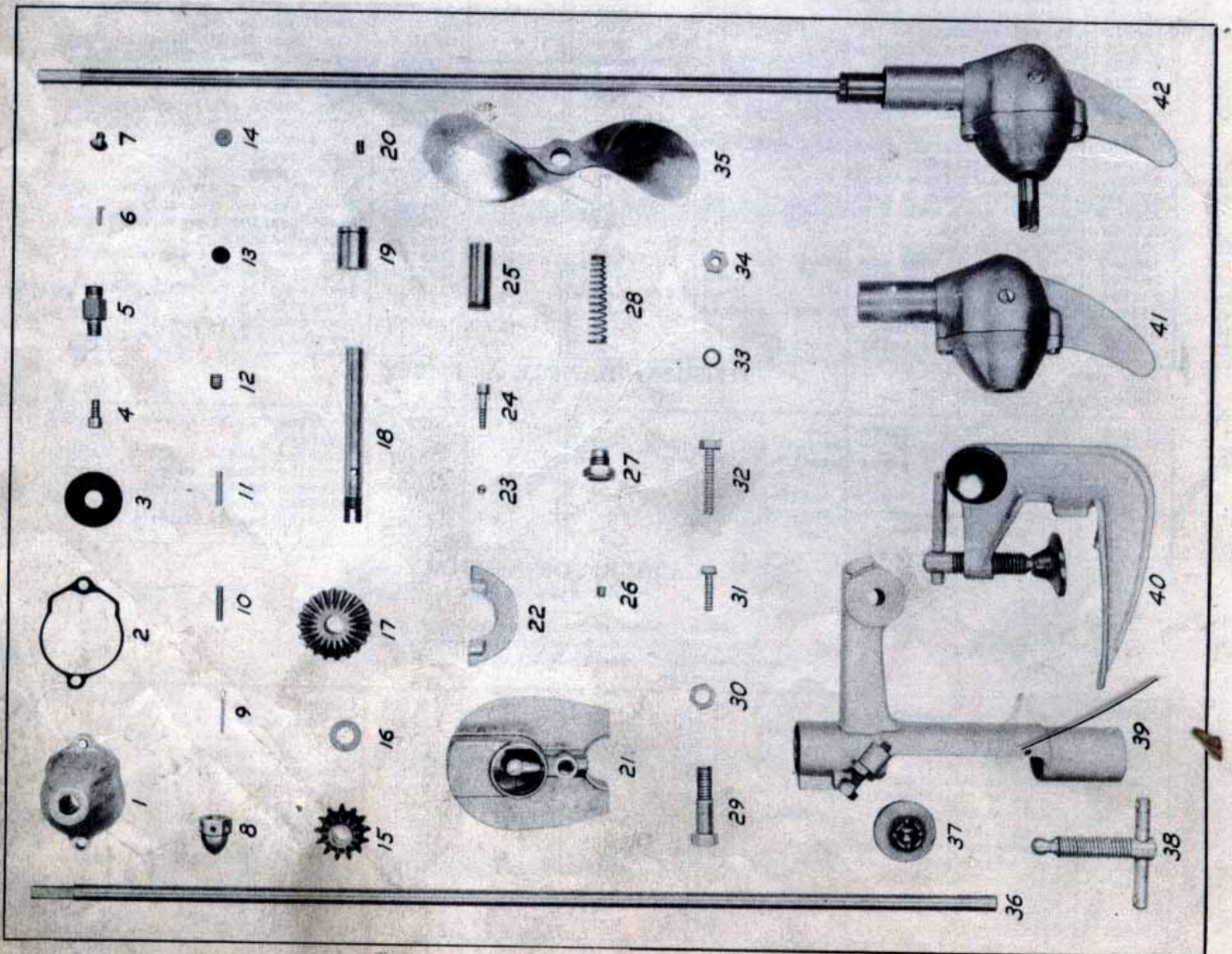


PLATE No. 5

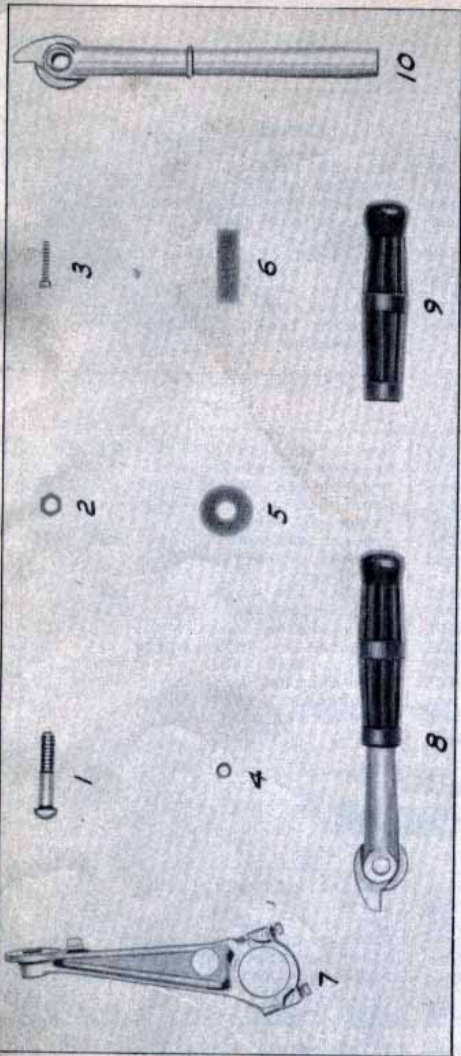


PLATE No. 6

