

LOWER UNIT ASSEMBLY Cont'd

Photo No.	Part No.	Description	No. Used	Price	Photo No.	Part No.	Description	No. Used	Price
34	131456	Drive shaft	1	2.50	44	193788	Gear housing assembly complete (less propeller & pump 5" longer)	1	21.50
34	131457	Drive shaft 5" longer	1	3.00					
35	160155	Pump valve ball	1	.05	45	192878	Pump connecting rod & bushing assembly	1	1.50
36	182344	Pump ball relieve screw	1	.05					1.25
37	170150	Pump ball relieve screw washer	1	2 for .05					.05
38	132053	Pump valve ball rivet	1	.05					
39	120835	Drive shaft sealing washer retainer	1	.10	48	193035	Pump connecting rod & piston assembly	1	3.00
40	194958	Drive shaft grease seal (Inner & Outer)	1	.10	49	193789	Gear housing and cap assembly	1	11.00
42	170795	Pump connecting rod bushing	1	.10	50	193717	Gear housing cap assembly	1	3.50
43	194387	Lower unit assembly, complete with bracket & pivot bearing	1	.10	51	101308	Propeller	1	4.00
43	194388	Lower unit assembly, complete with bracket & pivot bearing 5" longer	1	42.00	52	194165	Plunger pump body & exhaust outlet	1	8.00
44	193787	Gear housing assembly complete (less propeller and pump)	1	49.50	*	193039	Plunger pump cylinder assembly	1	3.00
			1	20.00	*	101652	Co-Pilot spring collar	1	1.50
			1		*	132482	Co-Pilot spring collar nut	1	.35
			1		*	132481	Co-Pilot spring collar spacer	1	.20
			1		*	132513	Co-Pilot spring collar screw	1	.10
			1		*	171062	Co-Pilot spring collar spring	2	.15

CARBURETOR ASSEMBLY

(See Plate No. 5 Page 4)

NOTE: When ordering carburetor parts give number of motor, also code number of carburetor stamped on body of carburetor.

Photo No.	Part No.	Description	No. Used	Price	Photo No.	Part No.	Description	No. Used	Price
1	194327	Carburetor assembly	1	\$7.50	20	160095	Air screen pin	3	2 for .05
2	194328	Carburetor body	1	3.00	21	170336	Floater	1	.05
3	191613	Carburetor gasket and screen	1	.15	22	132817	Channel plug	1	.05
4	130900	Carburetor screw	2	.05	23	132144	Body channel plug	1	.05
5	100190	Floater bowl cover	1	.25	24	132639	Adjusting needle	1	.35
6	170098	Floater bowl cover gasket	1	.05	25	101832	Adjusting needle lever	1	.55
7	131256	Floater bowl cover screw	3	2 for .05	26	132645	Adjusting needle lever lock screw	1	.05
8	120216	Floater bowl cover screw lockwasher	3	2 for .05	27	132691	Adjusting needle gland	1	.10
9	120813	Floater inlet needle	2	.05	28	171113	Adjusting needle packing	1	.05
10	132251	Floater valve cover assembly	1	.25	30	160219	Check valve relief pin	2 for .05	
11	194045	Check valve bumper	1	.75	*	132506	Check valve relief pin button	1	.10
12	171097	Check valve cover assembly	1	.05	31	132086	Carburetor inlet connection screw	1	.30
13	132595	Check valve bumper screw	1	.05	32	132094	Gasoline pipe inlet connection nipple	1	.25
14	171073	Check valve cover gasket	1	.05	33	132085	Gasoline pipe inlet connection body	1	.30
15	132509	Check valve cover screw	3	2 for .05	34	120278	Strainer screen	1	.10
16	120122	Check valve cover screw lockwasher	3	2 for .05	*	132693	Strainer plug	1	.05
17	171098	Check valve spring	1	.40	*	171117	Strainer plug gasket	1	.05
18	160218	Check valve	1	.15					
19	120862	Air screen	1						

FOLLOWING PARTS USED ON WEELESS SERVICE TWIN MODEL 4229 -  
BALANCE OF PARTS SAME AS USED ON STANDARD MODEL

No Illustration



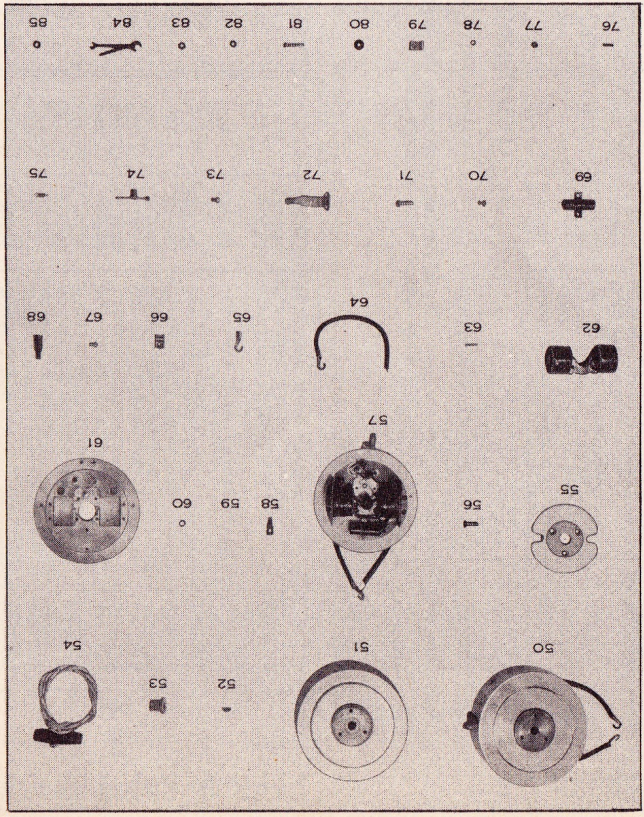
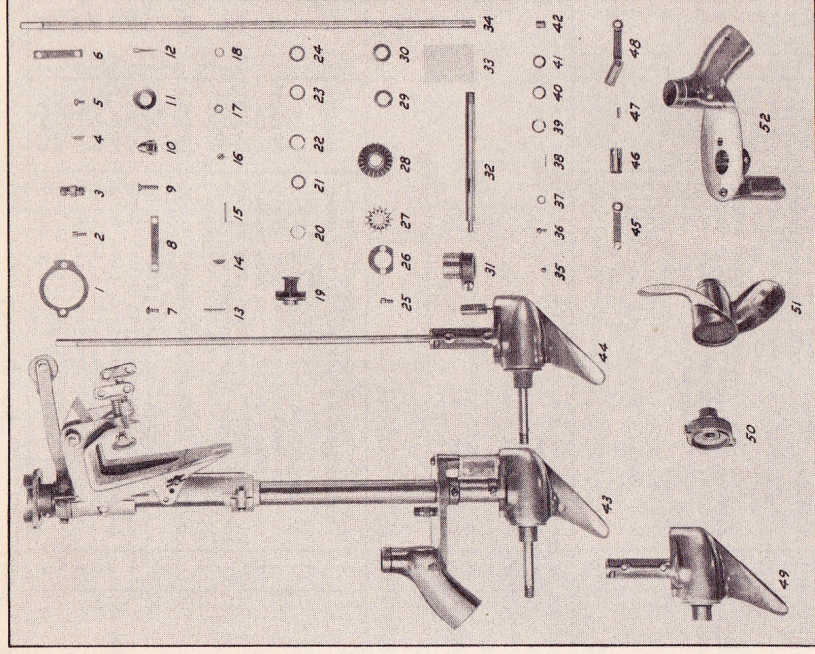

POWERHEAD

Photo No.	Part No.	Description	No. Used	Price	Photo No.	Part No.	Description	No. Used	Price
193918	Lower crankshaft bearing and tube assembly	1	\$5.50	130477	Water pipe union nut - cylinder end	2	.15		
100921	Lower crankshaft bearing only	1	3.50	130500	Water pipe compression sleeve	1	.05		
132447	Drive shaft tube	1	1.75	131260	Water pipe compression nut	1	.10		
194828	Water pipe assembly	1	2.50	132862	Muffler tube	1	1.25		

LOWER UNIT ASSEMBLY

Photo No.	Part No.	Description	No. Used	Price	Photo No.	Part No.	Description	No. Used	Price
194824	Gear housing complete less propeller	1	35.00	132432	Propeller shear pin	1	2 for .05		
195205	Gear housing and plug assembly	1	21.50	120394	Propeller gear key	1	.05		
195206	Gear housing & bushing assem. upper	1	4.50	132451	Propeller gear pin	1	.05		
101258	Gear housing upper bearing - upper	1	.50	131110	Propeller shaft	1	3.75		
101259	Gear housing upper bearing - lower	1	1.00	171009	Propeller shaft thrust plug	1	.05		
195207	Gear housing & bushing assembly - lower	1	17.50	132407	Propeller shaft gear	1	4.50		
171184	Gear housing gasket	1	.05	120842	Propeller collar	1	.10		
132815	Lower drive shaft key	3	.35	194825	Propeller shaft lower bearing & bushing	1	1.50		
120017	Drive shaft tube screw	4	.05	120958	Water intake screen	1	.15		
130602	Grease plug	2	3.25	171075	Propeller shaft lower bearing bushing	1	.40		
132446	Drive shaft	1	2.50	132415	Propeller shaft lower bearing locating screw	1	.50		
132417	Drive shaft stop collar	1	.75	101616	Propeller shaft bearing	1	1.25		
130921	Drive shaft stop collar set screw	1	.10	101615	Pump plunger bushing	1	.50		
120835	Drive shaft grease seal retainer (Inner & Outer)	1	.05	120812	Propeller shaft lower bearing screw	1	.10		
194938	Propeller shaft grease seal assembly (Inner & Outer)	1	.10	193925	Water pump plunger assembly	1	1.75		
194939	Propeller shaft grease seal retainer	1	.10	132405	Water pump plunger only	1	1.10		
120834	Propeller shaft grease seal	1	.10	171008	Water pump plunger eccentric pin	1	2.00		
193808	Propeller	1	.10	132431	Water pump plunger eccentric pin	1	.05		
131472	Propeller nut	1	7.00	160155	Water pump plunger ball	1	.05		
120599	Propeller nut cotter pin	1	.35	132418	Water pump plunger ball rivet	1	.15		
			2 for .05	132959	Water pump plunger spring	1	.60		

\* Illustrations omitted



## PARTS LIST

ELTO

## SERVISE TWIN

Models 4214—4215—4216—4217—4229

## INSTRUCTIONS ON HOW TO ORDER

Prices quoted in this parts list take effect immediately, and are subject to change without notice.

For their convenience, as well as ours, we ask our customers to carefully follow our instructions in ordering parts.

We also request that owners order their parts from our dealer or nearest service station or distributor.

ORDER BY PART NUMBER (not photo number) giving NAME of part also.

ALWAYS GIVE THE SERIAL NUMBER OF THE MOTOR FOR WHICH PART OR PARTS REQUIRED. This is very important, and is necessary to intelligently fill your order. If you cannot give the number of the motor, state when and from whom the motor was purchased.

TELEGRAMS AND HOW TO USE "EVINRUDE" CODE ----- Telegram rates are based on ten words or less for immediate delivery. Day letter or night letter rates are considerably cheaper. Detailed information may be found on rear of any telegram blank.

Use the following code only on messages of more than ten words. Each five code letters are charged for as a word. English words and code words may be used in the same message, but code letters cannot be combined with English words.

A - 1	G - 7	Q - Air Mail
B - 2	H - 8	V - Air Express
C - 3	I - 9	X - Express
D - 4	J - 0	Y - Parcel Post
E - 5	K - Each	Z - Freight
F - 6	P - Number	

## EVINRUDE MOTORS

All Prices Subject to Change Without Notice

. . . . . Milwaukee, Wisconsin, U. S. A.

Cable Address "EVINRUDE"

## POWERHEAD

(See Plate No. 1 Page 4)

NOTE: Reference to right or left is based on operator facing front (carburetor side) of motor.

Photo No.	Part No.	Description	No. Used	Price	Photo No.	Part No.	Description	No. Used	Price
1	192442	Cylinder & stud assembly left	1	\$6.00	*	131897	Drive shaft tube steady rest	1	.05
2	192443	Cylinder & stud assembly right	1	6.00			_bearing pin	1	2.50
3	170324	Cylinder gasket	2	.05	20	193904	Water pipe assembly	1	2.75
4	150201	Cylinder stud nut	8	2 for .05	20	193905	Water pipe assembly 5" longer	1	.35
5	150162	Lower crankshaft bearing stud nut	4	2 for .10	21	130869	Piston pin	1	.35
6	120054	Cylinder stud nut lockwasher	8	2 for .05	21	132544	Piston pin .005" oversize	1	.25
	120255	Lower crankshaft bearing stud nut lockwasher	8	2 for .05	23	100490	Piston ring	4	.05
7	130890	Water intake half union	4	2 for .10	26	120325	Piston pin spring ring	4	7.00
8	130878	Muffler stud	2	.10	27	150224	Crankshaft	1	.05
9	130201	Muffler stud nut	4	.10	*	120777	Crankshaft spring ring	1	.05
10	120054	Muffler stud nut lockwasher	4	2 for .05	28	170322	Crankshaft bearing gasket lower	1	.05
11	194059	Crankcase assembly (less lower bearing)	4	2 for .05	29	132879	Flywheel nut	1	.40
12	131538	Lower crankshaft bearing stud	1	8.00	30	120647	Flywheel key - Magneto type	1	.05
*	131622	Crankcase plug screw	4	.15	31	120329	Flywheel key - Battery type	1	.25
13	131260	Compression nut 5/8" lower	2	.10	30	194183	Connecting rod assembly	2	.10
*	130500	Compression sleeve 3/8" lower	1	.10	31	130879	Connecting rod screw	2	.25
13	130477	Water pipe union nut 5/16" upper	2	.15	32	132511	Steering handle stud	4	.20
14	190724	Spark plug hood	2	.65	*	132511	Steering handle stop	1	.15
15	170164	Spark plug hood	2	4.00	33	194629	Muffler case and plug assembly	1	10.00
16	192390	Piston and rings	2	2.20	34	132886	Muffler tube	1	8.00
17	102049	Crankshaft bushing upper	2	1.00	34	132887	Muffler tube 5" longer	1	2.00
*	191926	Crankshaft bushing & tube assem.	2	5.00	35	133060	Muffler extension stud	1	.25
*	192011	Crankshaft bushing & tube assem. 5" longer	1	7.50	40	194751	Muffler overflow pipe	1	.30
19	100921	Crankshaft bearing only lower	1	3.50	41	170218	Muffler gasket	1	.10
*	131458	Drive shaft tube	1	1.75	*	120148	Muffler expansion plug	2	for .05
*	192642	Drive shaft tube 5" longer	1	3.00	*	120129	Cylinder freeze plug	2	for .05
*	170758	Drive shaft tube steady rest brg. for 5" longer	1	1.25	*	194551	Tool kit assembly	1	2.00
					*	131271	Timer Eccentric - battery model	1	2.50
					*	131294	Timer Eccentric pin - battery model	1	for .05
					*	120971	Motor wrench	1	.25

\* Illustrations omitted

