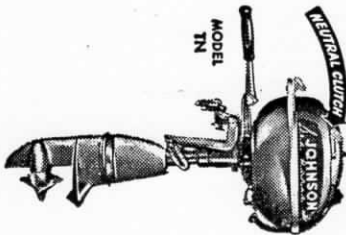


PARTS CATALOG

FOR

Models TN-25 and 26

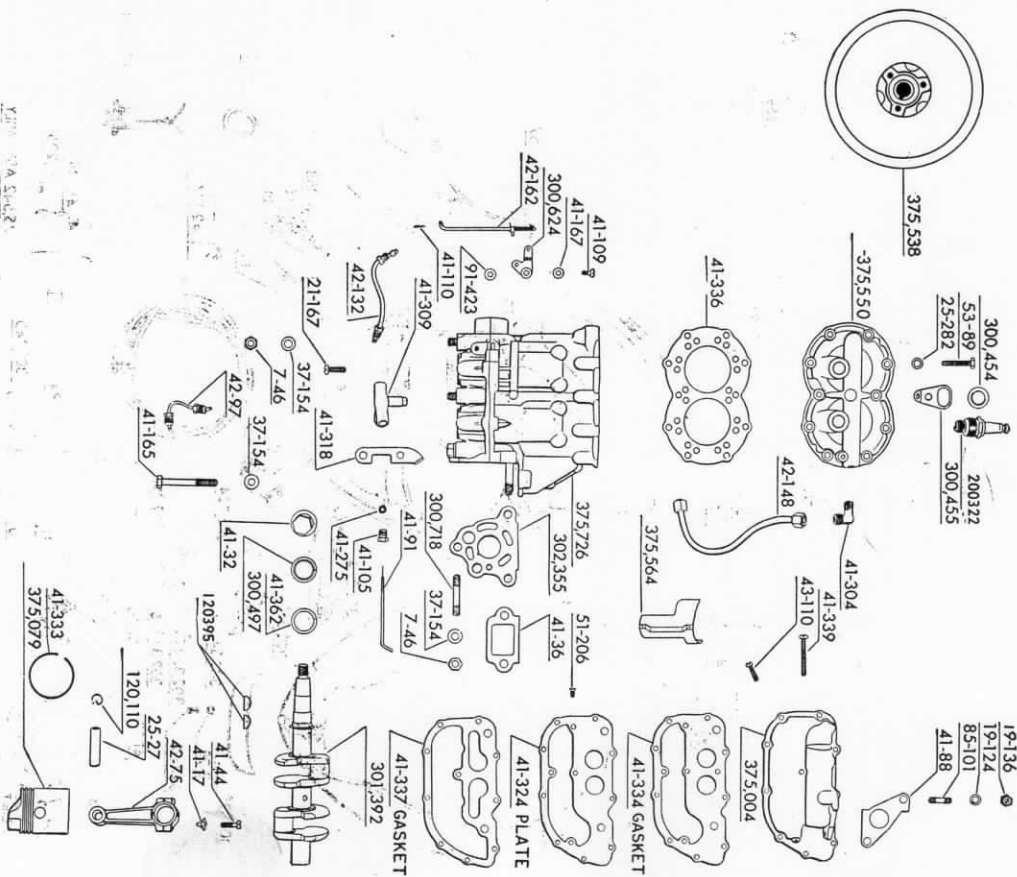


JOHNSON MOTORS

Waukegan, Illinois, U. S. A.

All Prices Subject to Change Without Notice

POWER HEAD PARTS



Warranty

We warrant each new outboard motor of our manufacturers to be free from defects in material and workmanship under normal use and service, our obligation under this warranty being limited to making good at the factory any part or parts thereof which shall, within three (3) months after delivery of such motor to original purchasers, be returned to us with transportation charges prepaid, and which our examination shall disclose to our satisfaction to have been thus defective; this warranty being expressly in lieu of all other warranties and representations expressed or implied and of all other liabilities in connection with the sale or use of any motors.

This warranty shall not apply to any motor which shall have been repaired or altered outside the factory in any way so as to affect its stability, nor which has been subject to misuse, negligence or accident. Warranty is void if motor is used for racing purpose.

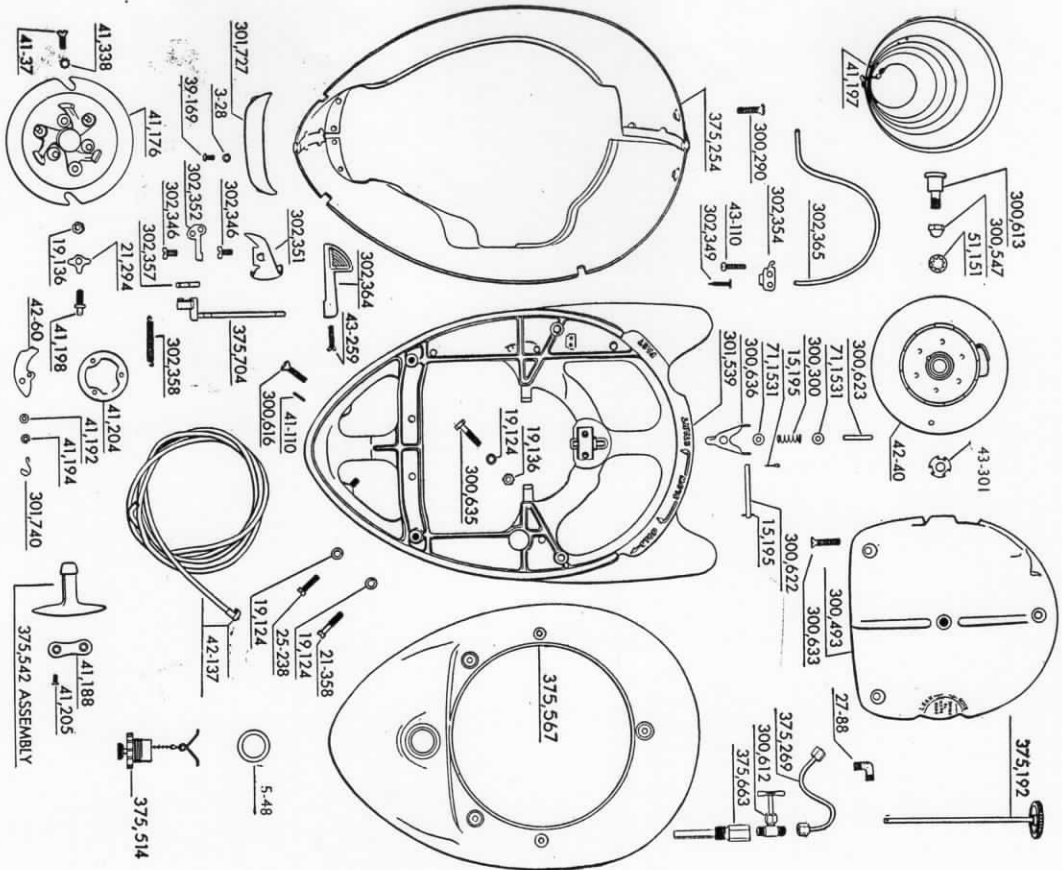
We make no warranty in respect to trade accessories not of our manufacture; inasmuch as they are usually warranted separately by their respective manufacturers.

Because of the usual strains and accidents to which such products may be subjected, we make no warranty of either material or workmanship in racing outboard motors or any of our products when used for racing.

Claims must be entered on motors or motor parts returned to the factory for inspection, repair or replacement. Request form No. SE-16 from local Johnson Dealer or Service Station. This form should be filled in, signed by the motor owner and dealer or service station representatives and mailed to the factory with returned material, TRANSPORTATION CHARGES PREPAID.

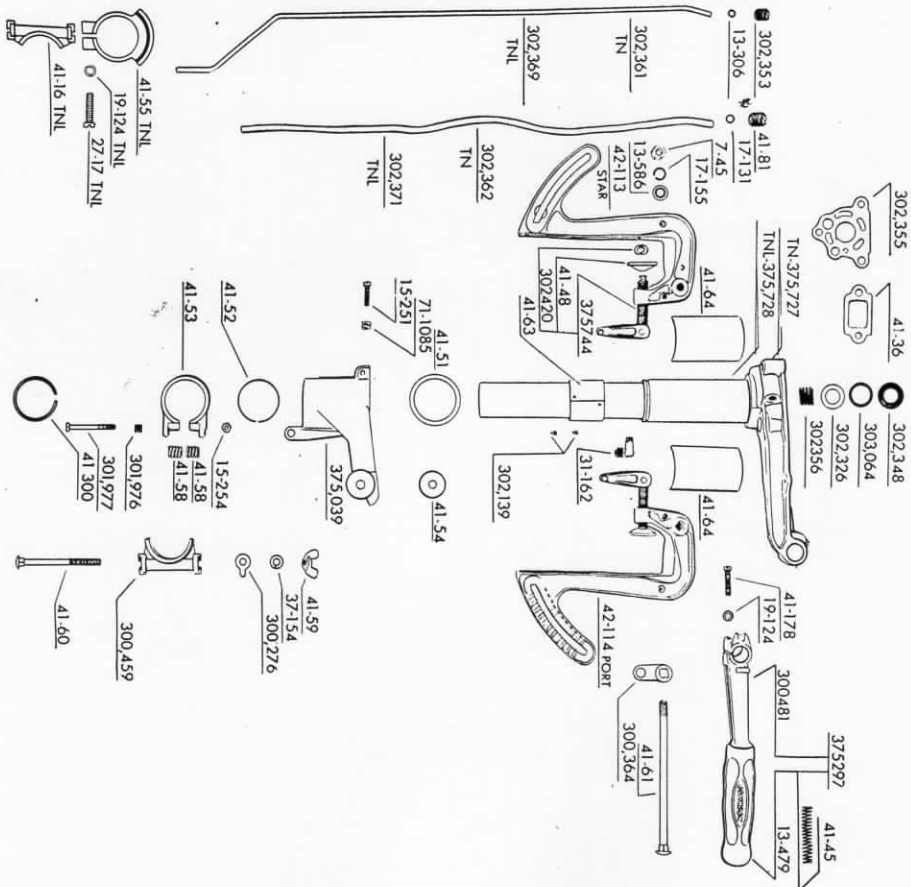
Order All Parts from Nearest Service Station or Dealer

POWER HEAD PARTS



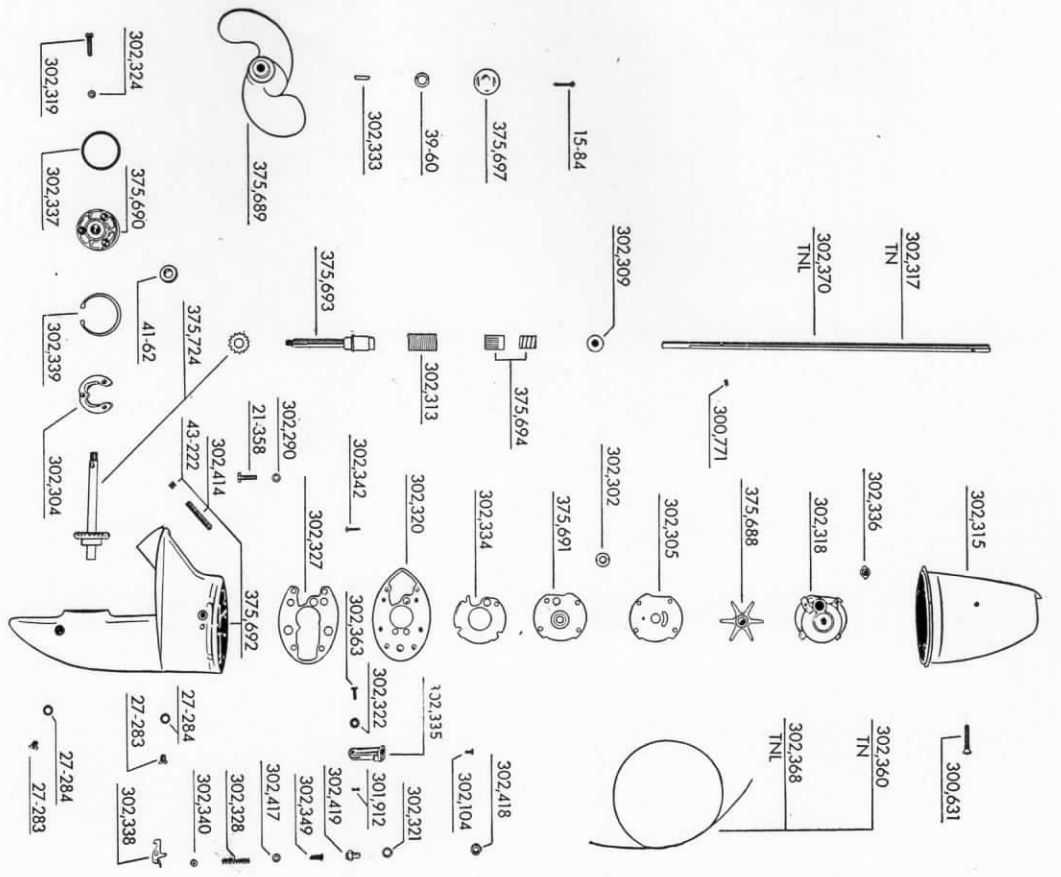
Order All Parts from Nearest Service Station or Dealer

LOWER UNIT PARTS



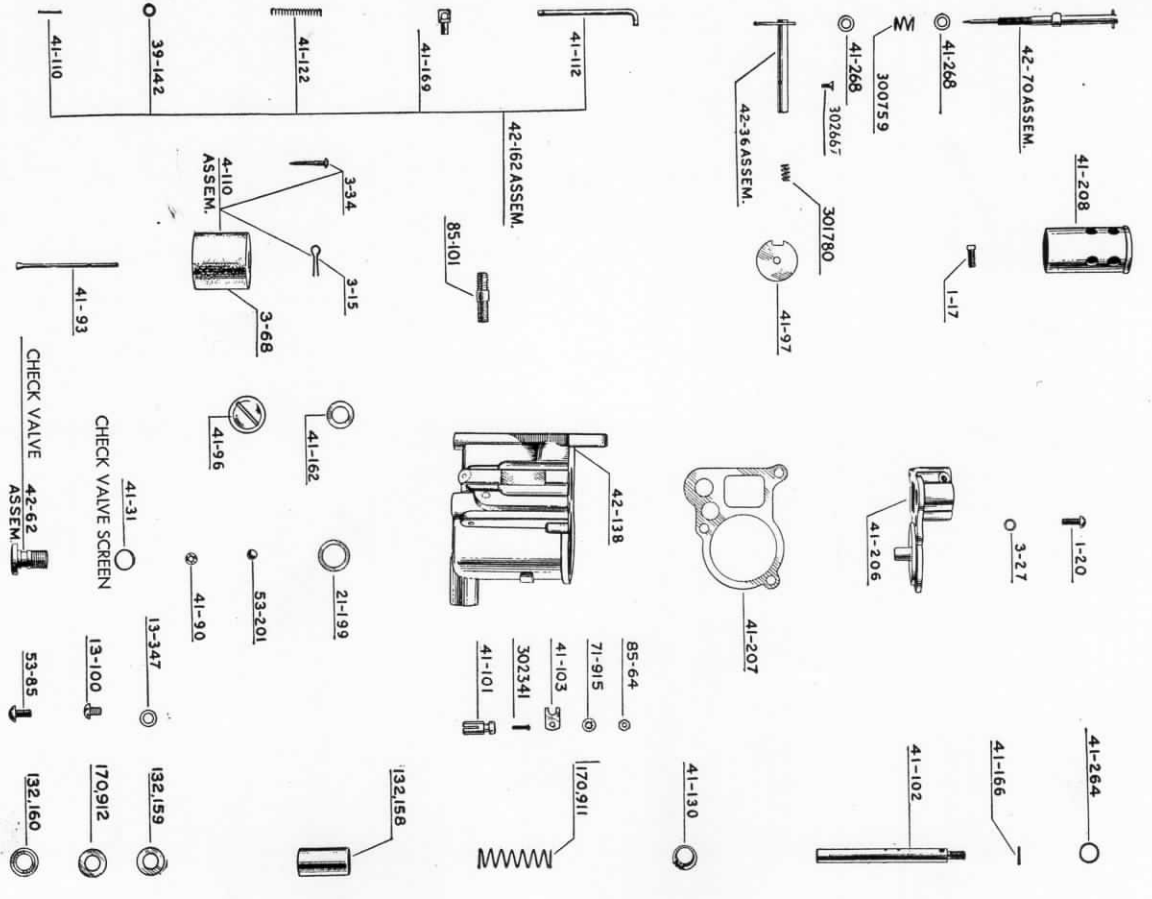
Order All Parts from Nearest Service Station or Dealer

LOWER UNIT PARTS



Order All Parts from Nearest Service Station or Dealer

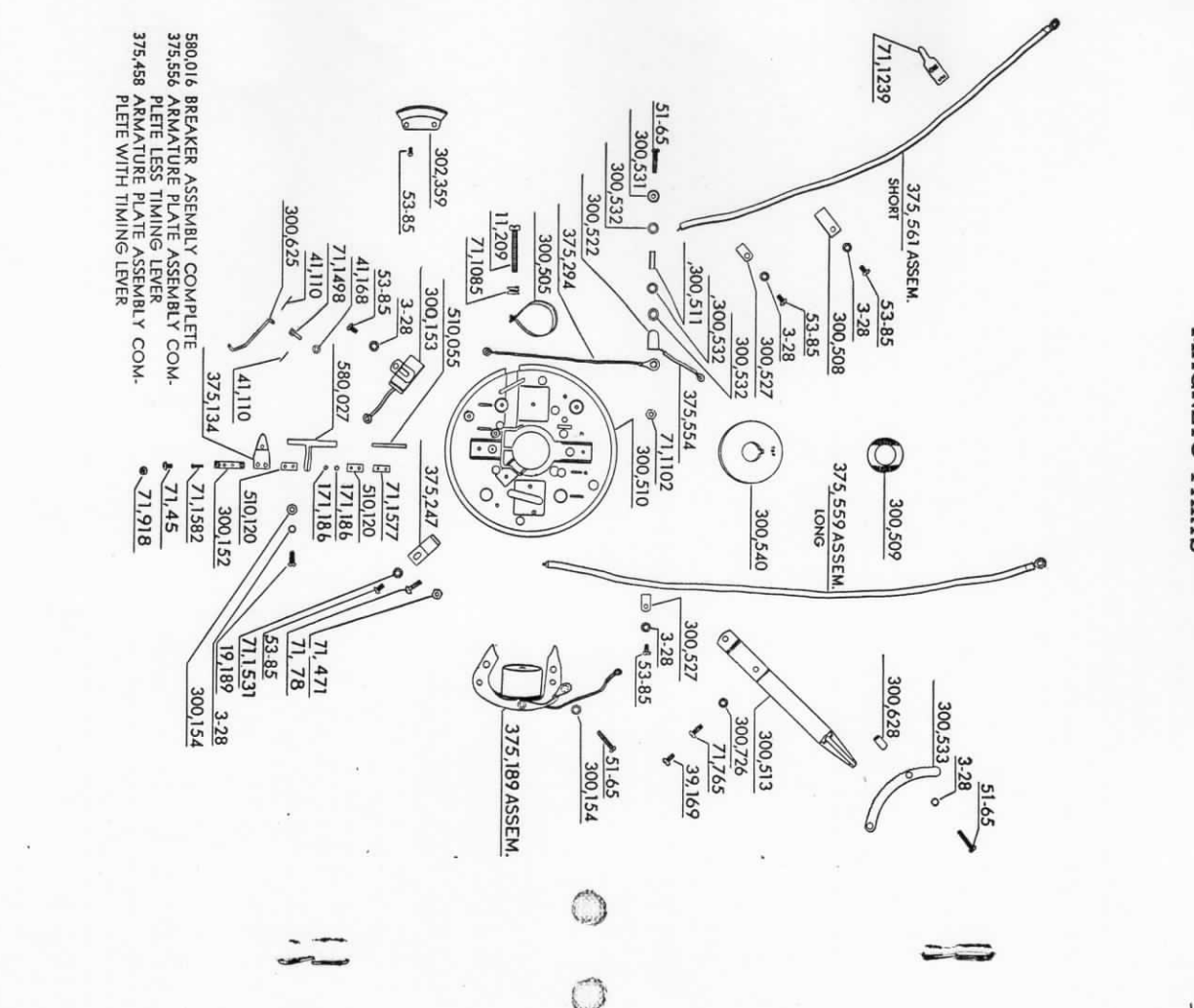
CARBURETOR PARTS



Order All Parts from Nearest Service Station or Dealer

MAGNETO PARTS

MOTOR PARTS FOR MODEL TN



Part No.	No. Required per Motor	NAME OF PART	List Price per Piece
1-17	1	Set Screw - Air Silencer	.05
1-20	3	Screw Carburetor Cover	.025
3-15	1	Cutter Pin - Float	.025
3-27	3	Lockwasher - Carburetor Cover Screw	.025
3-28	13	Lockwasher - Carrying Handle to Side Cover Screw, Breaker and Ratchet Assembly, Ignition Lead Clamp Screw, Condenser Mounting	.025
3-34	1	Wood Screw - Float	.025
3-98	1	Float	.20
4-110	1	Float Assembly	.55
5-48	1	Gasket - Filler Cap	.05
7-45	1	Nut - Tilting Shaft	.05
7-46	3	Nut - Crankcase to Flange & Steering Bracket	.025
11-61	2	Gland - Gasoline Line	.05
11-209	1	Screw - Clamp	.15
13-100	2	Screw - Carburetor Drain	.025
13-306	6	Gland - Gasoline Line, Slow Speed Gas Line and High Speed Gas Line, Control Cable Tube to Flange	.025
13-307	2	Nut - High Speed Gas Line	.05
13-347	3	Washer - Jet and Drain Screw	.05
13-479	1	Grip - Steering Handle	.55
13-586	1	Washer - Tilting Shaft Nut	.05
15-84	1	Cutter Pin - Propeller Nut	.025
15-195	2	Cutter Pin - Hinge Pin	.025
15-251	1	Screw - Swivel Bracket	.025
15-254	1	Nut - Pilot Screw	.025
17-131	3	Gland - Water Pipe	.025
17-132	2	Nut - Water Pipe	.10
17-155	1	Lockwasher - Tilting Shaft Nut	.025
19-124	12	Lockwasher - Carburetor Studs, Steering Handle Screw, Mounting Plate to Crankcase (Reverse Lock Screw (TNL))	.025
19-136	6	Nut - Pawl to Starter Pulley, Carburetor Stud and Mounting Plate to Crankcase	.05
19-189	2	Screw - Breaker Mounting	.025
21-167	5	Screw - Carburetor Flange to Muffler and Cylinder to Crankcase	.025
21-199	1	Gasket - Check Valve	.025
21-294	3	Lockplate - Pawl to Dome Pin	.025
21-295	1	Dowel Pin - Oil Plug Hole	.025
21-358	4	Screw - Upper to Lower Gearcase	.05
21-538	4	Screw - Gas Tank to Mounting Plate	.05
25-27	2	Wrist Pin	.50
25-238	2	Screw - Mounting Plate to Cylinder	.05
25-282	10	Washer - Cylinder Head Screws	.025
27-17	1	Screw - Reverse Lock (TNL)	.05
27-88	1	Elbow - Carburetor Gas Line	.20
27-283	2	Screw - Oil Plug - Fill and Drain	.30
27-284	2	Washer - Oil Plug, Fill and Drain	.025
27-308	1	Nut - Slow Speed Gas Line	.10
31-162	1	Elbow - Water Pipe	.30
37-154	10	Washer - Cylinder to Crankcase Studs, Thrust Socket Bolt, Nut End and Flange to Crankcase	.025
38-60	1	Lockwasher - Propeller Nut	.10
38-142	1	Washer - Control Rod	.025
39-169	5	Screw - Carrying Handle to Side Covers, Timing Lever Thrust Socket (TNL)	.025
41-16	1	Lockplate - Connecting Rod Screws	1.15
41-17	4	Screen - Check Valve	.025
41-31	1	Nut - Crankshaft	.10
41-32	1	Gasket - Cylinder to Flange	.35
41-36	1	Screw - Starter Pulley	.05
41-37	1	Screw - Connecting Rod	.05
41-44	4	Screw - Starter Pulley	.05

580,016 BREAKER ASSEMBLY COMPLETE
 375,556 ARMATURE PLATE ASSEMBLY COM-
 PLETE LESS TIMING LEVER
 375,458 ARMATURE PLATE ASSEMBLY COM-
 PLETE WITH TIMING LEVER

Order All Parts from Nearest Service Station or Dealer

Order All Parts from Nearest Service Station or Dealer

MOTOR PARTS FOR MODEL TN

Part No.	No. Required per Motor	NAME OF PART	List Price per Piece
41-45	1	Spring - Steering Handle.....	.10
41-48	1	Swivel Plate.....	1.0
41-51	1	Thrust Washer - Swivel Bracket.....	.30
41-52	1	Lining - Pilot Band.....	.30
41-53	1	Pilot Band.....	.85
41-54	1	Thrust Washer.....	.05
41-55	2	Reverse Lock (TNL).....	1.00
41-58	2	Spring - Pilot Band.....	.45
41-59	1	Wing Nut - Thrust Socket Bolt.....	.45
41-60	1	Thrust Socket Bolt.....	.30
41-61	1	Bolt - Tilting Shaft.....	.20
41-62	1	Grease Retainer - Gearcase Head.....	.60
41-63	1	Lining - Thrust Socket.....	.50
41-64	2	Lining - Swivel Bracket.....	.50
41-81	1	Nut - Water Pipe - Upper.....	.15
41-88	1	Gasket - Carburetor Flange.....	.05
41-91	1	Needle Valve - Slow Speed.....	.30
41-93	1	Float Pin.....	.50
41-96	1	Screw - Plug For Float Valve.....	.10
41-97	1	Throttle Valve.....	.10
41-101	1	Sleeve - Needle Valve.....	.20
41-102	1	Plunger.....	.45
41-103	1	Fork - Plunger.....	.025
41-105	1	Nut - Gas Line Packing.....	.10
41-109	3	Screw - Bell Crank.....	.10
41-110	1	Pin - Bell Crank to Control Rod and Side Cover Screw, Swivel Control, Control Rod.....	.43-801
41-112	11	Control Rod - Vertical.....	51-65
41-122	1	Spring - Control Rod.....	.30
41-130	1	Cup - Plunger.....	.05
41-162	1	Washer - Plug for Float Valve.....	.05
41-165	2	Screw - Flange to Cylinder.....	.025
41-167	1	Bow Washer - Bell Crank.....	.05
41-168	1	Washer - Swivel.....	.025
41-176	1	Swivel - Control Rod.....	.15
41-178	1	Starter Pulley.....	1.70
41-187	1	Screw - Steering Handle.....	.025
41-188	1	Oil Line - Return.....	.15
41-192	1	Plate - Rope Handle.....	.05
41-194	3	Washer - Equalizer.....	.025
41-197	3	Snap Ring - Pawl Pin.....	.025
41-198	3	Main Starter Spring.....	71-1239
41-204	1	Pin - Pawl to Dome.....	71-1498
41-205	3	Equalizer - Starter.....	71-1531
41-206	1	Screw - Clamp Plate to Handle.....	71-1577
41-207	2	Cover - Carburetor.....	71-1582
41-208	1	Gasket - Carburetor Cover.....	85-64
41-219	1	Air Silencer.....	85-101
41-264	1	Wrench.....	.30
41-268	1	Washer - Pump Plunger.....	.025
41-275	1	Washer - Needle Valve Spring.....	.025
41-300	2	Packing - Slow Speed Needle Valve.....	.025
41-304	3	Snap Ring - Flange and Steering Bracket.....	.05
41-309	1	Elbow - Water Tube.....	.35
41-314	1	Slow Speed Intake.....	1.40
41-318	1	Anchor - Starter Cord.....	.30
41-324	1	Support - Slow Speed Needle Plate - Muffler to Cylinder.....	.85
41-328	1	Stud - Cylinder to Crankcase.....	171186
41-333	6	Piston Rings.....	200322
41-334	1	Gasket - Plate to Muffler.....	300152
41-336	1	Gasket - Cylinder Head.....	300153
41-337	1	Gasket - Plate to Cylinder.....	300154
41-338	1	Lockwasher - Starter Pulley Screw.....	300276
41-339	3	Screw - Muffler - Long.....	300290
	1	Screw - Muffler - Long.....	300300

Order All Parts from Nearest Service Station or Dealer

MOTOR PARTS FOR MODEL TN

Part No.	No. Required per Motor	NAME OF PART	List Price per Piece
41-340	1	Socket Wrench.....	.50
41-362	1	Oil Slinger.....	.025
42-21	2	Clamp Screw and Handle Assembly.....	.60
42-36	1	Throttle Arm and Shaft.....	.50
42-40	1	Starter Pulley and Ratchet Assembly.....	2.10
42-60	1	Pawl and Post Assembly.....	.30
42-62	3	Check Valve.....	1.10
42-70	1	Needle Valve - High Speed.....	.75
42-75	1	Connecting Rod and Lockplate Assembly.....	2.75
42-87	2	Starter Pulley and Pawl Pin Assembly.....	3.60
42-97	1	Oil Line Assembly - Return.....	.45
42-113	1	Stem Bracket and Clamp Screw Assembly - Star.....	2.75
42-114	1	Stem Bracket and Clamp Screw Assembly - Port.....	2.75
42-132	1	Gasoline Line Assembly - Slow Speed.....	.50
42-136	1	Carburetor Complete.....	15.75
42-137	1	Starting Cord and Anchor Assembly.....	1.95
42-138	1	Carburetor Body and Plug.....	4.95
42-147	2	Piston, Connecting Rod and Ring Assembly.....	7.45
42-148	1	Water Line Assembly - Outlet.....	.60
42-162	1	Control Rod - Spring and Swivel Assembly.....	.60
43-90	1	Screw - Plug Float Pin.....	.10
43-110	1	Screw - Muffler - Short, Cap to Mounting Plate.....	.025
43-128	1	Feeler Gauge.....	.10
43-222	1	Plug - Gearcase - Lower.....	.025
43-252	1	Handle - Socket Wrench.....	.20
43-259	1	Screw - Control Handle to Shaft.....	.025
43-301	1	Washer - Shoulder Screw.....	.05
51-65	7	Screw - Lamination & Stop Switch Mounting and Ratchet Mounting.....	.025
51-151	1	Washer - Shoulder Screw.....	.025
51-206	1	Screw - Muffler to Plate.....	.025
53-85	4	Screw - Stop to Armature Plate, Jet, Condenser, Oiler and Lead Clamp Mounting.....	.025
53-85	9	Screw - Stop to Armature Plate, Jet, Condenser, Oiler and Lead Clamp Mounting.....	.025
53-89	10	Screw - Bar Nut.....	.05
71-45	4	Screw - Cylinder Head to Cylinder.....	.025
71-78	2	Screw - Ground.....	.025
71-71	2	Nut - Ground.....	.025
71-471	1	Screw - Timing Lever.....	.025
71-765	1	Lockwasher - Plunger Nut.....	.025
71-915	1	Lockwasher - Shakeproof - Terminal Bar Screw.....	.025
71-918	1	Spring - Swivel Bracket, Clamp Screw.....	.10
71-1085	2	Nut - Stop Switch.....	.025
71-1102	1	Marker - High Tension Lead.....	.05
71-1239	1	Marker - High Tension Lead.....	.15
71-1498	1	Swivel Control.....	.025
71-1531	1	Washer - Oiler Mounting, Ratchet Spring, Stop Switch.....	.10
71-1577	4	Bar Nut - Terminal - Breaker.....	.025
71-1582	2	Screw - Terminal Bar.....	.025
85-64	4	Nut - Plunger to Fork.....	.025
85-101	1	Stud - Carburetor to Cylinder and Muffler to Crankcase.....	.10
91-423	1	Washer - Bell Crank.....	.025
120110	4	Lockring - Wrist Pin.....	.025
120395	2	Key - Crankshaft.....	.05
132158	1	Sleeve - Plunger.....	.45
132159	1	Packing Washer - Top.....	.05
132160	1	Packing Washer - Bottom.....	.05
170911	1	Spring - Plunger.....	.025
171186	2	Packing Washer - Leather.....	.025
200322	4	Insulation Bushing - Breaker - Center.....	.025
300152	2	Spark Plug.....	.85
300153	2	Bar Washer - Breaker.....	.025
300154	2	Condenser.....	.90
300276	4	Washer - Breaker and Lamination Screw.....	.025
300290	1	Lockplate - Port - Stern Bracket.....	.10
300300	1	Screw - Side Cover to Mounting Plate - Front.....	.05
300300	1	Spring - Ratchet Lever.....	.05

Order All Parts from Nearest Service Station or Dealer

Be Sure to Specify Model and Serial Number of Motor When Ordering Parts

MOTOR PARTS FOR MODEL TN

Part No.	No. Required per Motor	NAME OF PART	Last Price per Piece
300346	1	Pin Adjusting Rod To Sleeve.....	.025
300364	1	Link - Safety Chain.....	.025
300454	1	Grommet - Ignition Leads.....	.05
300455	1	Anchor - Ignition Leads.....	.05
300459	1	Thrust Socket.....	.05
300481	1	Steering Handle.....	1.00
300498	1	Starter Housing.....	1.10
300497	1	Lockwasher - Crank shaft Nut.....	4.15
300508	1	Bearing Shim - Armature Plate.....	.025
300505	1	Clamp - High Tension Lead.....	.10
300509	1	Washer - Rotor Holding.....	.025
300510	1	Armature Plate Casting.....	.10
300511	1	Timing Lever.....	3.05
300513	1	Timing Lever.....	.05
300522	1	Contact - Stop Switch.....	.60
300527	1	Clamp - High Tension Leads.....	.025
300531	2	Cap Washer - Stop Switch.....	.025
300532	1	Washer - Insulation - Stop Switch.....	.05
300533	3	Washer - Insulation - Stop Switch.....	.05
300540	1	Bracket - Armature Plate.....	.10
300547	1	Rotor.....	3.85
300612	1	Nut - Starter - Acorn.....	.20
300613	1	Shut-Off Valve.....	.85
300616	1	Shoulder Screw - Starter.....	.30
300622	2	Screw - Side Cover to Mounting Plate.....	.10
300623	1	Bracket Pin.....	.15
300624	1	Spring Pin.....	.025
300625	1	Bell Crank - Carburetor.....	.05
300628	1	Control Rod - Horizontal.....	.30
300631	1	Spacer - Ratchet Mounting.....	.05
300633	2	Clamp Screw - Gearcase.....	.20
300635	1	Screw - Housing and Cover to Gas Tank.....	.05
300636	3	Screw - Mounting Plate to Crankcase.....	.05
300661	1	Pawl - Armature Plate Ratchet.....	.20
300705	1	Nut - Slow Speed Gas Line.....	.10
300706	1	Transfer - Star.....	.35
300726	1	Lockwasher - Timing Lever Screw.....	.025
300771	1	Spring - High Speed Needle.....	.025
301392	1	Pin - Impeller to Driveshaft.....	.025
301399	1	Crankshaft.....	13.75
301539	1	Mounting Plate.....	10.50
301718	3	Stud - Crankcase to Flange & Steering Bracket.....	.15
301727	1	Carrying handle.....	.55
301740	3	Spring - Starter Pawl.....	.05
301780	1	Spring - Throttle Arm.....	.025
301912	1	Coiler Pin - Pivot Pin.....	.025
301976	1	Spring - Pilot Band.....	.10
301977	1	Screw - Pilot Band.....	.05
302104	2	Screw - Plate to Clutch Lever Bracket.....	.025
302139	2	Rivet - Lining - Thrust Socket.....	.025
302290	4	Lockwasher - Upper to Lower Gearcase Screw.....	.025
302302	1	Seal - Bearing Housing.....	.90
302304	1	Nut Plate - Gearcase Head.....	.35
302305	1	Plate - Impeller Housing.....	.35
302309	1	Retainer - Clutch.....	.20
302312	1	Spring - Clutch.....	.65
302315	1	Gearcase - Upper.....	4.15
302317	1	Driveshaft.....	7.45
302318	1	Impeller Housing.....	2.75
302319	1	Screw - Gearcase Head.....	1.10
302320	3	Plate - Lower to Upper Gearcase.....	1.80
302321	1	Gasket - Plate to Seal Housing.....	.025
302322	1	Bow Washer - Pivot Pin - Clutch Lever.....	.10
302324	1	Washer - Gearcase Head Screw.....	.025
302326	3	Washer - Crankshaft Seal - Lower.....	.025

Order All Parts from Nearest Service Station or Dealer

Be Sure to Specify Model and Serial Number of Motor When Ordering Parts

MOTOR PARTS FOR MODEL TN

Part No.	No. Required per Motor	NAME OF PART	Last Price per Piece
302327	1	Gasket - Lower Gearcase to Plate.....	1.10
302328	1	Spring - Clutch Lever.....	.05
*302329	1	O-ring - Control Cable Tube Seal.....	.10
*302330	1	Guide Screw - Control Cable Tube.....	.15
*302331	1	Seal Housing - Control Cable Tube.....	1.15
302333	1	Drive Pin.....	.05
302334	1	Gasket - Bearing Housing to Plate.....	.05
302335	1	Bracket - Clutch Lever.....	.55
302336	1	Grommet - Water Tube to Impeller Housing.....	.05
302337	1	O-ring - Gearcase Head.....	.10
302338	1	Lever - Clutch.....	1.10
302339	1	Retainer Ring - Gearcase Lower.....	.55
302341	1	Washer - Spring to Clutch Lever.....	.05
302342	1	Screw - Sleeve to adjustment Rod.....	.025
302346	3	Screw - Plate to Impeller Housing.....	.05
302348	3	Screw - Control Cable Clamp & Lock to Control Shaft Seal - Crankshaft - Lower.....	.025
302349	2	Grommet - Control Cable to Mounting Plate and Lower Gearcase.....	.35
302351	1	Lock - Control Shaft.....	.05
302352	1	Clamp - Control Cable.....	.45
302353	1	Nut - Control Cable Tube to Flange.....	.40
302354	1	Cap - Upper Control Tube to Mounting Plate.....	.05
302355	1	Gasket - Power Head to Lower Unit.....	.10
302356	1	Spring - Crankshaft Seal - Lower.....	1.10
302357	1	Pin - Lever to Cable Clamp.....	.05
302358	1	Spring - Cable Clamp Pin to Cap.....	.15
302359	1	Stop - Control Shaft Look Armature Plate.....	.20
302360	1	Control Cable.....	1.40
302361	1	Tube - Control Cable - Lower.....	.55
302362	1	Water Tube Inlet.....	.55
302363	1	Pivot Pin - Clutch Lever.....	.025
302364	1	Control Handle.....	.40
302365	1	Tube - Control Cable - Upper.....	.65
302366	1	Transfer - Ohing and Starting Instructions.....	N/C
302368	1	Control Cable - Clutch - Long (TNL).....	1.40
302369	1	Tube - Control Cable - Lower (TNL).....	.65
302370	1	Driveshaft - Long (TNL).....	8.25
302371	1	Water Tube - Inlet (TNL).....	.85
302414	1	Screen - Water Intake.....	.20
302417	1	Washer - Grommet to Clutch Lever Spring.....	.025
302418	1	Nut - Guide Screw.....	.05
302419	1	Guide Screw - Control Cable Tube.....	.20
302420	1	Retainer - Swivel Plate.....	.025
302657	1	Screw - Stem to Throttle.....	.025
303064	2	O-Ring - Crankshaft - Lower.....	.10
303064	1	Manifold Plate and Gasket Assembly.....	6.35
303064	1	Swivel Bracket & Screw Assembly.....	4.15
303079	1	Piston and Locking Assembly.....	3.05
303134	2	Spring and Point Assembly.....	.35
303189	2	Coil and Core Assembly.....	5.80
303192	1	Adjusting Rod and Knob Assembly.....	.60
303247	1	Other Assembly.....	1.10
303247	1	Shroud, Carrying Handle and Strip Assembly.....	7.45
303254	1	Starter Housing Assembly.....	11.50
303265	1	Stern Bracket and Thrust Socket Assembly.....	8.55
303267	1	Gasoline Line - High Speed.....	.80
303269	1	Lead - Breaker to Switch - Long.....	.30
303294	1	Terminal Assembly - Ignition Leads.....	1.10
303295	2	Steering Handle and Grip Complete - With Timing Lever.....	1.95
303297	1	Armature Plate Assembly Complete - With Timing Lever.....	24.75
303514	1	Filler Cap Assembly - Gas Tank.....	1.65
303538	1	Plywheel.....	5.80
303542	1	Handle Assembly - Starter.....	.65
303550	1	Cylinder Head.....	3.85

*These parts used only on Model TN-25

Order All Parts from Nearest Service Station or Dealer

Be Sure to Specify Model and Serial Number of Motor When Ordering Parts

MOTOR PARTS FOR MODEL TN

Part No.	No. Required per Motor	NAME OF PART	List Price per Piece
375554	1	Lead - Breaker to Switch - Short.....	.20
375556	1	Armature Plate Assembly Complete - Less Timing Lever.....	24.00
375559	1	High Tension Lead Assembly - Short.....	.60
375561	1	High Tension Lead Assembly - Long.....	.50
375564	1	Deflector Assembly.....	16.50
375567	1	Gasoline Tank and Filler Cap Assembly.....	1.40
375663	1	Connector and Filler Cap Assembly.....	1.10
375688	1	Impeller and Insert Assembly.....	3.05
375689	1	Impeller and Bushing Assembly.....	2.20
375690	1	Gearcase Head and Bearing.....	2.75
375691	1	Gearcase Housing and Bearing.....	14.00
375692	1	Gearcase - Lower - and Plug Assembly.....	6.90
375693	1	Pinion Shaft and Clutch Pilot Assembly.....	2.75
375694	1	Spring and Sleeve Assembly - Shock Absorber.....	.75
375697	1	Propeller Nut Assembly.....	.90
375704	1	Control Shaft and Lever Assembly.....	Net 1.00
375717	1	Tool Kit Assembly.....	9.90
375724	1	Propeller Shaft, Gear and Pinion Assembly.....	77.00
375725	1	Lower Unit Complete With Propeller.....	38.50
375726	1	Cylinder and Crankcase Assembly.....	
375727	1	Driveshaft Casings, Water Tube and Control Tube Assembly.....	16.50
375728	1	Driveshaft Casings, Water Tube and Control Tube Assembly (TNL).....	17.50
375729	1	Lower Unit Complete With Propeller (TNL).....	82.50
375744	2	Clampcrew Assembly with Plate and Retainer.....	.75
510055	2	Push Rod - Breaker.....	.35
510120	4	Insulation Strip - Breaker.....	.05
510126	3	Washer (Swaged) Insulation - Stop Switch Breaker Assembly Complete.....	2.75
580016	2	Breaker Bracket and Point Assembly.....	1.30
580027	2		

Order All Parts from Nearest Service Station or Dealer