


REPAIR PARTS CATALOG

FOR

Models LT, AT, DT-39

also LT, AT, DT-10



JOHNSON MOTORS

Waukegan, Illinois, U.S.A.

All Prices Subject to Change Without Notice

How to Order Parts

- 1st. Give MOTOR SERIAL NUMBER AND Model, which will be found on cover plate of magnet.
- 2nd. Look in list for part number which will show name and price per piece.
- 3rd. Write order plainly, giving the motor number, part number, name of part and price per piece.
- 4th. Show to whom parts are to be shipped.
- 5th. To insure quick service, ALWAYS INCLUDE REMITTANCE WITH POSTAGE TO COVER CARRYING CHARGES AND INSURANCE. Stamps are accepted as cash up to 25 cents. A minimum charge of 25c will be made on all orders amounting to less than that amount. All parts shipped insured at a charge of 5 cents extra.

IMPORTANT:

No replacements made unless regular claim is entered on form provided for that purpose by all authorized dealers or service stations.

ALL DEFECTIVE PARTS MUST BE RETURNED WITH CLAIM FORM PROPERLY FILLED IN, TRANSPORTATION PREPAID, before any replacements will be made. All prices are subject to change without notice.

Care of Motors When Used in Salt Water

Regardless of the material used in the construction of an outboard motor, it will corrode and tarnish to a certain extent when used in salt water. It is of importance, therefore, to adhere closely to the following instructions if you want to receive the most from your motor.

1. Remove the motor from the boat when it is not in service.
2. Flush out the cooling system as soon as possible.
3. Rinse off thoroughly with fresh water.
4. Wipe dry with a cloth.
5. Go over all the bright parts with an oily cloth, especially if the motor is to be stored for any length of time.

Warranty

All Johnson Motors (racing models excepted) are warranted to be free from defects in material and workmanship under normal use and service, our obligation under this Warranty being limited to making good at our factory in Waukegan, Illinois, any part or parts thereof which shall, within three months after date of delivery to owner, be returned to us with transportation charges prepaid, and which our examination shall disclose to our satisfaction to have been thus defective, this Warranty being expressly in lieu of all other warranties and representations, express or implied, and of all other liabilities in connection with the sale or use of our outboard motors.

This Warranty shall not apply to any outboard motor which shall have been repaired or altered outside of the factory in any way so as in our judgment, to affect its stability or reliability, nor which has been subject to misuse, negligence or accident.

CLAIMS MUST BE ENTERED ON ALL RETURNED GOODS

Regular claim forms are provided all our dealers, service stations and distributors. All claims must be entered on this form, No. SE-16, before parts are returned to factory. No part will be replaced unless this form is used. See your dealers for claim form.

All material—motors or parts—be returned to your nearest service station or dealer—TRANSPORTATION CHARGES PREPAID.

REMEMBER—ALWAYS request a claim form and properly fill it in before returning any material to our service station or distributor.

WARRANTY DOES NOT APPLY TO RACING MOTORS

Due to the excessive strains and stresses placed upon motors when used for racing, all Johnson motors of racing model or all other models when used for racing are sold with the distinct understanding that they are not guaranteed in any manner, and Johnson Motors does not assume any responsibility for injury or damage sustained from their use thereof.

Always Give Part Number and Motor Number

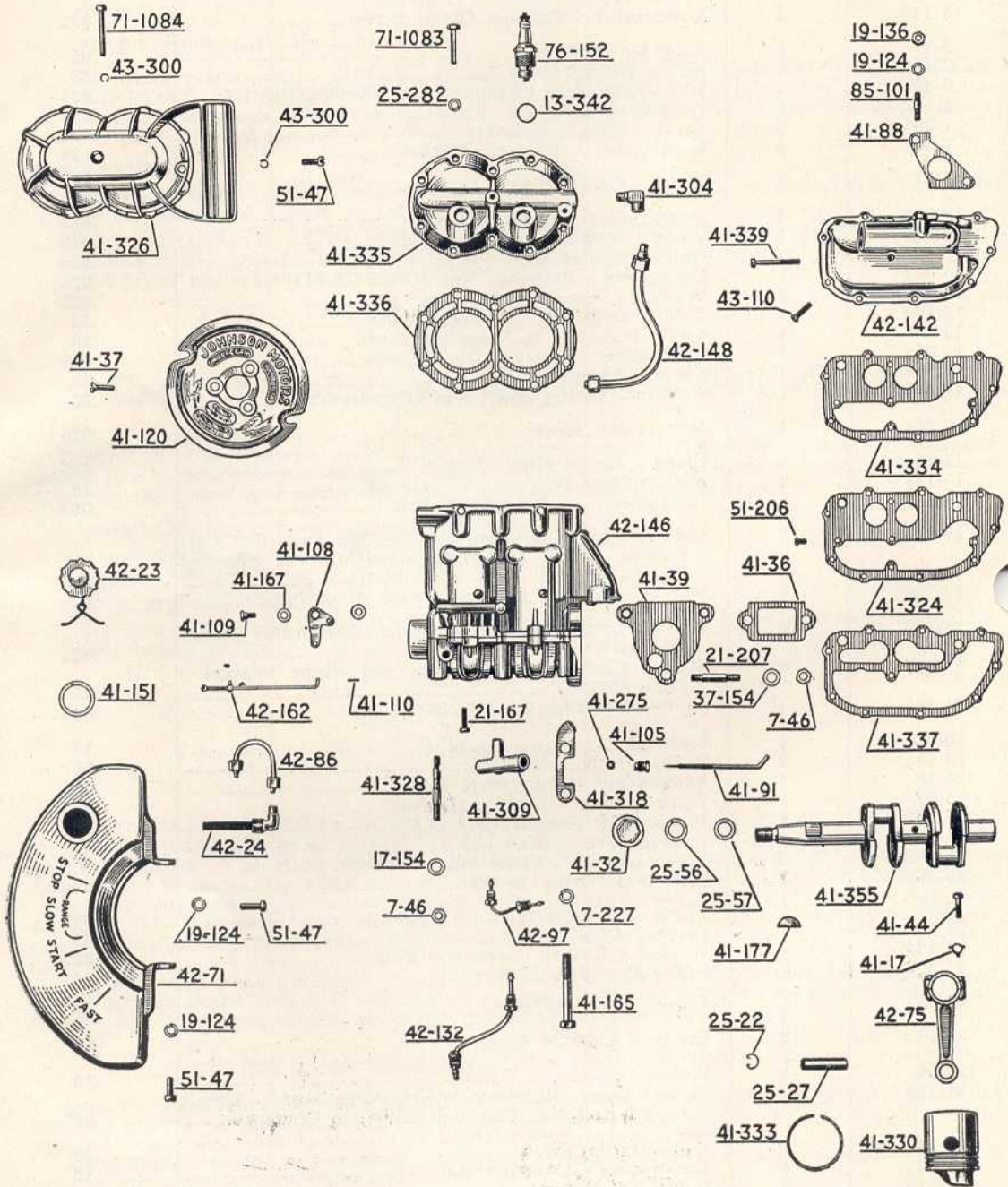
REPAIR PARTS FOR LT, AT & DT-39, ALSO LT, AT & DT-10

Part No.	No. Required per Motor	NAME OF PART	Price
1-139	1	Rivet - Thrust Socket Lining.....	.05
5-136	4	Lockwasher - Exhaust Outlet Screw.....	.025
7-17	1	Ring for Screen.....	.05
7-45	1	Nut - Tilting Shaft.....	.05
7-46	3	Nut - Crankcase to Flange and Steering Bracket.....	.025
7-142	2	Core Plug - Muffler.....	.05
7-205	2	Screw - Plug - Cylinder.....	.025
7-227	6	Lockwasher - Steering Bracket.....	.025
11-61	2	Gland - Gasoline Line.....	.15
13-100	1	Drain Screw - Pump Cover.....	.025
13-306	3	Gland - Slow Speed - Gas Line.....	.025
13-307	2	Nut - Gasoline Line.....	.025
13-332	1	Cotter Pin - Propeller Nut (Order 15-84).....	.025
13-347	2	Washer - Transfer Plug Screw.....	.025
13-479	1	Rubber Grip for Steering Handle.....	.55
13-484	1	Key - Eccentric to Propeller Shaft.....	.10
13-555	3	Lockwasher - Gearcase Head Screw.....	.025
13-570	1	Nut for Propeller.....	.35
13-586	1	Washer - Tilting Shaft Nut (Obsolete).....	.05
15-254	1	Nut - Pilot Screw.....	.025
17-131	3	Gland - Water Pipe - Upper.....	.025
17-132	2	Nut - Water Pipe.....	.10
17-155	1	Lockwasher - Tilting Shaft Nut.....	.025
19-124	3	Lockwasher - Pilot Screw - Reverse Lock and Carburetor Studs and Tank Mounting and Steering Handle Screw.....	.025
19-136	1	Nut - Carburetor Studs and Tank Mounting.....	.05
21-167	5	Screw - Cylinder to Crankcase and Carburetor Flange to Muffler.....	.025
21-207	3	Stud - Crankcase to Flange and Stern Bracket (Use 301718).....	.15
21-295	1	Dowel Pin - Plug for Oil Hole.....	.025
25-22	4	Lockring.....	.10
25-27	2	Piston Pin.....	.50
25-56	1	Lockwasher - Crankshaft Nut.....	.025
25-57	1	Plain Washer - Crankshaft Nut.....	.025
25-208	1	Cap - Cork Seal.....	.10
25-209	1	Cork Seal.....	.10
25-282	10	Lockwasher - Cylinder Head Screw.....	.025
25-286	1	Drive Pin (Order 13-40).....	.05
27-17	1	Screw - Reverse Lock.....	.05
27-283	1	Screw - Grease Plug.....	.30
27-284	1	Washer - Gasket - Gearcase Plug.....	.025
27-308	1	Nut - Slow Speed Gas Line.....	.10
31-162	1	Elbow - Water Pipe.....	.30
33-79	2	Screw - Exhaust Outlet.....	.05
37-55	1	Screen.....	.10
37-154	10	Plain Washer - Cylinder to Crankcase Studs - Thrust Socket Bolt Nut End and Flange to Crankcase.....	.025
39-34	1	Ball - Outlet Valve.....	.10
39-60	1	Lockwasher - Propeller Nut.....	.10
39-115	3	Plug - Oil Return.....	.05
39-169	2	Screw - Transfer Plug.....	.025
39-176	3	Screw - Gearcase Head.....	.05
41-6	1	Gearcase.....	13.25

Order All Parts From Nearest Service Station or Dealer

Always Give Part Number and Motor Number

POWER HEAD PARTS FOR LT, AT AND DT MOTORS



Order All Parts From Nearest Service Station or Dealer

Always Give Part Number and Motor Number

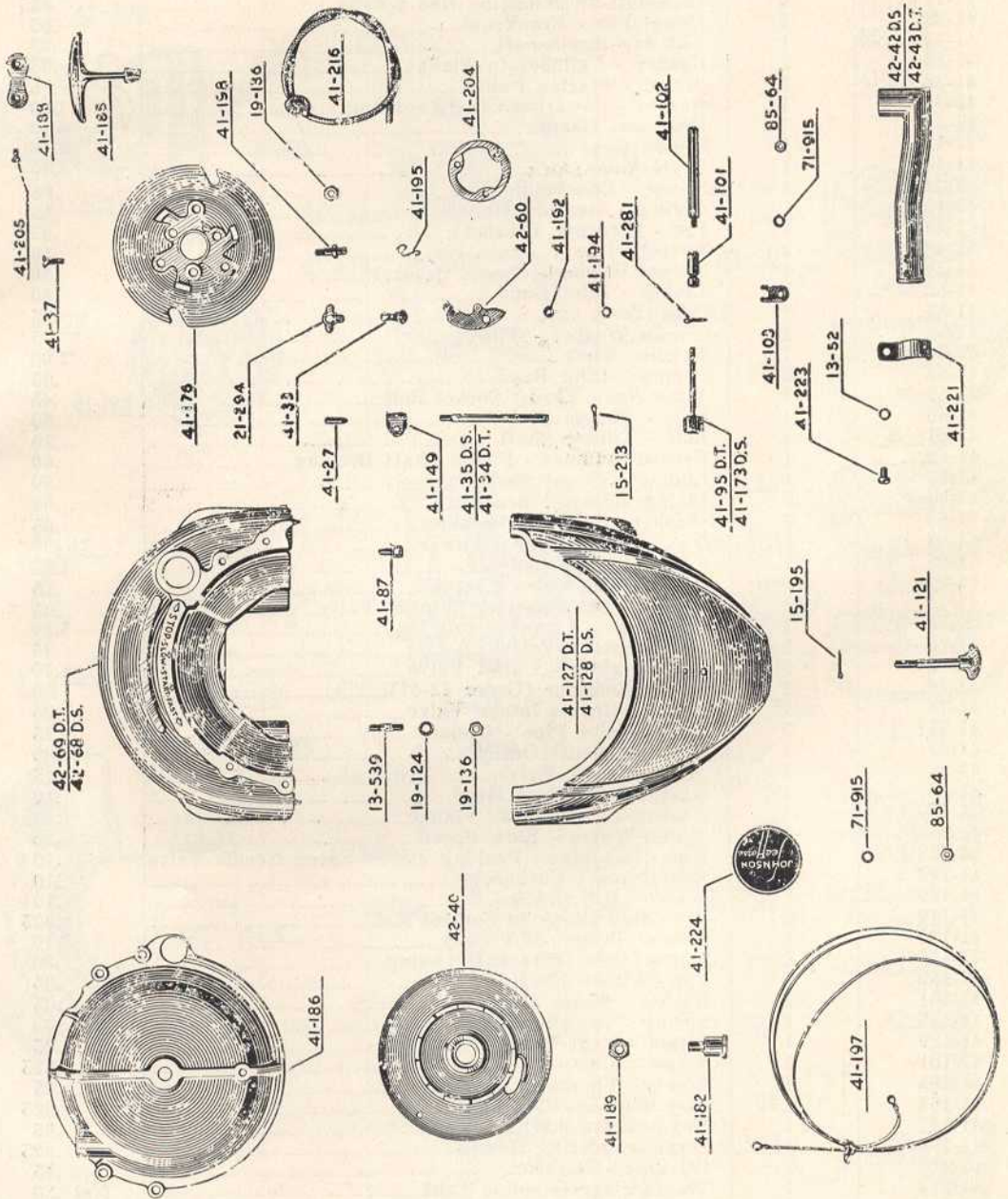
REPAIR PARTS FOR LT, AT & DT-39, ALSO LT, AT & DT-10—Continued

Part No.	No. Required per Motor	NAME OF PART	Price
41-13	1	Swivel Bracket (Order 42-375,039).....	4.15
41-14	1	Exhaust Outlet.....	3.30
41-16	1	Thrust Socket.....	1.15
41-17	4	Lockplate - Connecting Rod Screws.....	.025
41-28	2	Dowel Pin - Crankcase.....	.05
41-32	1	Nut for Crankshaft.....	.35
41-36	1	Gasket - Cylinder to Flange.....	.05
41-37	3	Screw - Starter Pulley.....	.05
41-39	1	Gasket - Powerhead to Lower Unit.....	.10
41-41	1	Gearcase Head.....	6.60
41-42	1	Pinion Gear.....	2.10
41-43	1	Bevel Gear.....	3.75
41-44	4	Screw - Connecting Rod.....	.05
41-45	1	Spring - Steering Handle.....	.10
41-46	1	Pin - Steering Bracket.....	.35
41-48	2	Swivel Plate.....	.10
41-51	1	Thrust Washer - Swivel Bracket.....	.30
41-52	1	Lining - Pilot Band.....	.30
41-53	1	Pilot Band.....	.85
41-54	2	Thrust Washer - Tilting Shaft.....	.05
41-55	1	Reverse Lock.....	1.00
41-58	2	Spring - Pilot Band.....	.05
41-59	1	Wing Nut - Thrust Socket Bolt.....	.45
41-60	1	Bolt - Thrust Socket.....	.30
41-61	1	Bolt - Tilting Shaft.....	.20
41-62	1	Grease Retainer - Pinion Shaft Bearing.....	.60
41-63	1	Lining - Thrust Socket.....	.50
41-64	2	Lining - Swivel Bracket.....	.50
41-65	2	Washers - Grease Retainer.....	.05
41-66	1	Nut - Water Tube - Lower.....	.30
41-68	1	Cover - Pump Body.....	1.95
41-69	1	Ball - Check Valve - Intake.....	.15
41-71	1	Gasket - Ball Retainer - Outlet Valve.....	.05
41-72	1	Eccentric.....	1.30
41-73	1	Seat - Intake Valve.....	.45
41-75	1	Ball Retainer - Outlet Valve.....	1.10
41-76	1	Screen Retainer (Order 42-61).....	.50
41-78	1	Ball Retainer - Intake Valve.....	.35
41-81	1	Nut - Water Pipe - Upper.....	.15
41-82	1	Seal - Exhaust Outlet.....	.05
41-83	1	Seat - Outlet Valve.....	.15
41-84	1	Gasket - Gearcase Head.....	.10
41-88	1	Gasket - Carburetor Flange.....	.05
41-91	1	Needle Valve - Slow Speed.....	.30
41-105	3	Nut - Gas Line - Packing - Slow Speed Needle Valve.....	.10
41-108	1	Bell Crank - Carburetor.....	.10
41-109	1	Screw - Bell Crank.....	.10
41-110	2	Pin - Bell Crank to Control Rod.....	.025
41-120	1	Starter Pulley - LT Only.....	2.10
41-129	1	Nut - Inner Driveshaft Casing.....	.30
41-150	1	Pin - Pinion Shaft.....	.05
41-151	1	Gasket - Filler Cap.....	.05
41-158	1	Spring - for Plunger.....	.35
41-159	1	Screw - Vent Plug.....	.05
41-161	5	Screw - Pump Cover.....	.025
41-165	2	Screw - Flange to Cylinder.....	.05
41-167	1	Bow Washer - Bell Crank.....	.025
41-177	1	Key - Crankshaft.....	.05
41-178	1	Screw - Steering Handle.....	.025
41-187	1	Oil Line - Return.....	.15
41-214	1	Transfer for Gasoline Tank.....	Net .20
41-219	1	Wrench.....	.30
41-234	1	Inner Casing.....	1.30
41-269	2	Screw - Exhaust Outlet.....	.05
41-275	3	Packing - Slow Speed Needle Valve.....	.025

Order All Parts From Nearest Service Station or Dealer

Always Give Part Number and Motor Number

**PARTS FOR DT MOTORS THAT ARE DIFFERENT FROM THOSE
USED ON LT MOTORS—Cont.**



Order All Parts From Nearest Service Station or Dealer

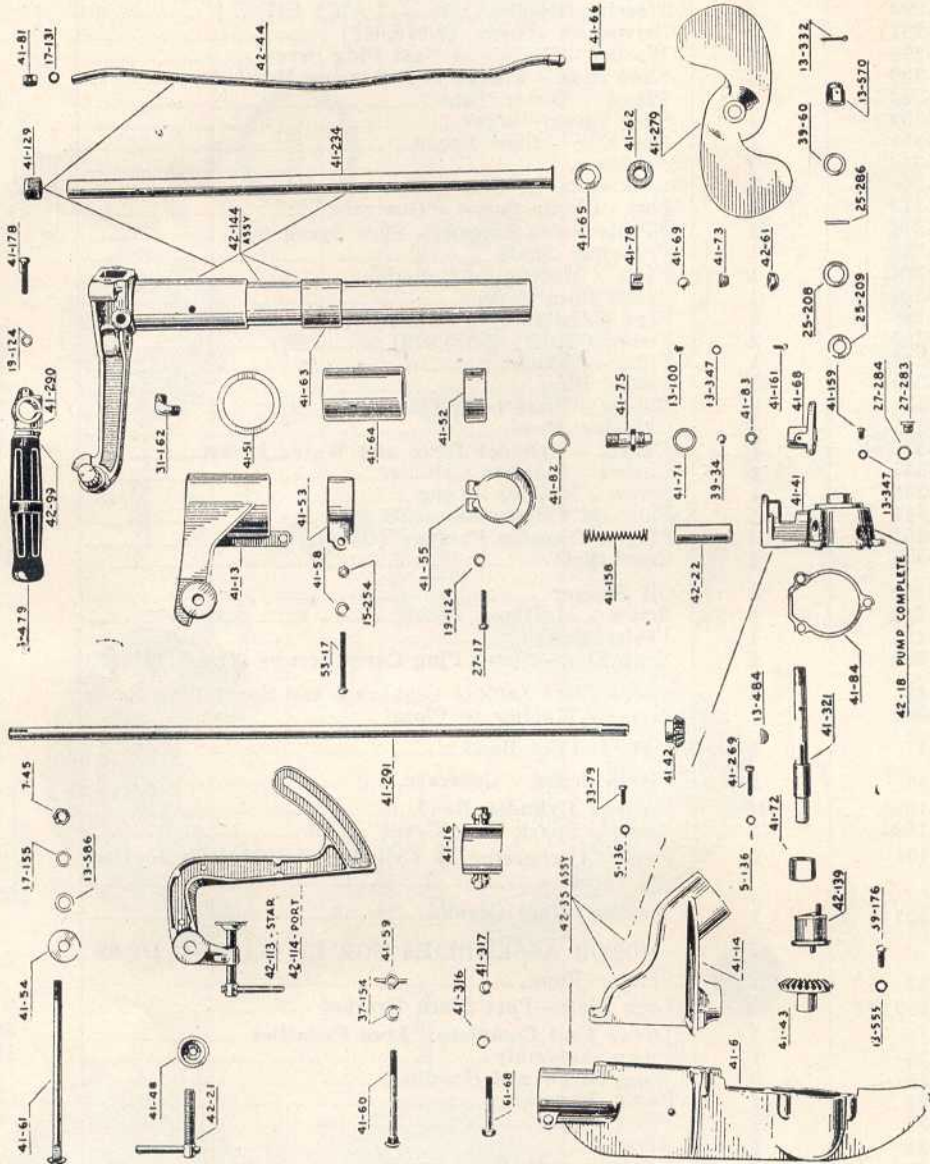
Always Give Part Number and Motor Number

REPAIR PARTS FOR LT, AT & DT-39, ALSO LT, AT & DT-10—Continued

Part No.	No. Required per Motor	NAME OF PART	Price
41-279	1	Propeller	4.95
41-290	1	Steering Handle	1.30
41-291	1	Driveshaft (Order 42-375,088)	3.30
41-296	2	Washer - Drain and Vent Plug Screw.....	.025
41-300	1	Snap Ring - Flange and Steering Bracket.....	.05
41-304	1	Elbow - Water Tube.....	.35
41-309	1	Slow Speed Intake.....	1.40
41-311	1	Gas Line - Slow Speed.....	.30
41-314	1	Anchor30
41-316	1	Lockwasher - Clamp Screw Nut.....	.025
41-317	1	Nut - Clamp Screw - Gearcase.....	.15
41-318	1	Needle Valve Support - Slow Speed.....	.05
41-321	1	Propeller Shaft.....	3.10
41-324	1	Plate - Muffler to Cylinder.....	.85
41-326	1	Spark Plug Cover.....	2.65
41-328	6	Stud - Cylinder to Crankcase.....	.10
41-330	2	Piston (Order 42-375,079).....	3.05
41-332	1	Plug - Cylinder.....	.05
41-333	6	Piston Ring35
41-334	1	Gasket - Plate to Muffler.....	.10
41-335	1	Cylinder Head.....	2.90
41-336	1	Gasket - Cylinder Head and Water Jacket.....	.15
41-337	1	Gasket - Plate to Cylinder.....	.10
41-339	1	Screw - Muffler - Long.....	.025
41-344	1	Shut-off Valve - Assembly.....	.65
41-354	2	Plug - Transfer Passage (Obsolete).....	.10
41-355	1	Crankshaft	14.50
41-362	1	Oil Slinger.....	.025
43-110	9	Screw - Muffler - Short.....	.025
43-128	1	Feeler Gauge.....	.10
43-300	2	Snap Ring - Spark Plug Cover Screws (Order 121019).....	.025
51-47	3	Screw - Gas Tank to Crankcase and Spark Plug Cover.....	.05
51-206	4	Screw - Muffler to Plate.....	.025
53-17	1	Screw - Pilot Band.....	.10
61-68	1	Clamp Screw - Gearcase.....	.10
71-1083	10	Screw - Cylinder Head.....	.05
71-1084	1	Screw - Spark Plug Cover.....	.05
85-101	1	Stud - Carburetor to Cylinder and Muffler to Car- buretor10
91-423	1	Washer - Bell Crank.....	.025
MOTOR ASSEMBLIES FOR LT, AT AND DT-39			
14-32	1	Starter Rope30
41-300,276	1	Lock Plate—Port Stern Bracket10
42-15	1	Lower Unit Complete - Less Propeller.....	88.25
42-18	1	Pump Assembly	12.00
42-21	2	Wing Screw and Handle.....	.60
42-22	1	Pump Plunger.....	1.10
42-23	1	Filler Cap.....	1.10
42-24	1	Elbow60
42-35	1	Gearcase with Head and Exhaust Outlet.....	24.75
42-44	1	Water Tube85
42-61	1	Screen Retainer and Screen.....	.50
42-71	1	Gasoline Tank - LT and AT Only.....	9.10
42-75	2	Connecting Rod and Lockplate Assembly.....	2.75
42-86	1	Gasoline Line.....	.45
42-93	1	Gearcase Assembly Complete	46.25
42-95	1	Stern Bracket and Thrust Socket Assembly.....	9.90
42-97	1	Oil Line Assembly - Return.....	.45
42-99	1	Steering Handle	2.10
42-113	1	Stern Bracket—Star	2.75
42-114	1	Stern Bracket—Port	2.75

Order All Parts From Nearest Service Station or Dealer

LOWER UNIT PARTS



* NOTE: Check serial number of motor for correct part number for driveshaft.

* NOTE: Use No. 41-291 driveshaft for LT motor above serial number 265750 - DT motor above serial number 253750.

Order All Parts From Nearest Service Station or Dealer

Always Give Part Number and Motor Number

REPAIR PARTS FOR LT, AT & DT-39, ALSO LT, AT & DT-10—Continued

Part No.	No. Required per Motor	NAME OF PART	Price
42-132	1	Gasoline Line Assembly - Slow Speed.....	.50
42-139	1	Spring and Sleeve Assembly - Shock Absorber.....	5.25
42-142	1	Muffler and Core Plug.....	4.95
42-144	1	Flange and Steering Bracket with Driveshaft Casing and Water Tube.....	14.75
42-146	1	Cylinder and Stud Assembly.....	41.25
42-147	2	Piston and Connecting Rod.....	7.45
42-148	1	Water Line Assembly - Outlet.....	.60
42-161	1	Tool Kit - LT Only.....	2.00
42-162	1	Control Rod - Spring and Swivel Assembly.....	.60
42-375-004	1	Manifold Assembly.....	6.35
76-152	2	Spark Plug.....	.80

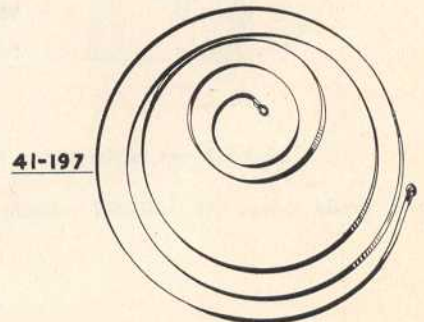
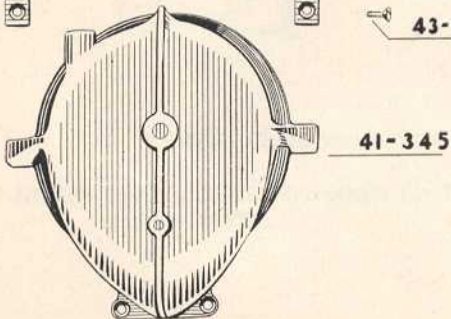
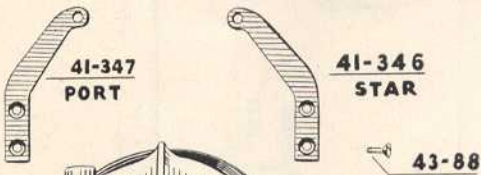
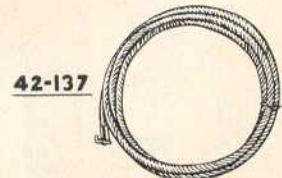
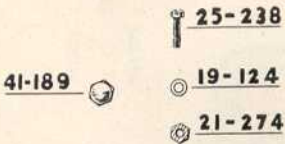
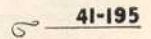
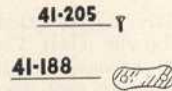
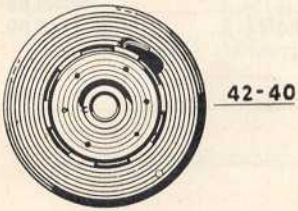
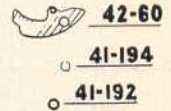

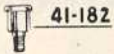
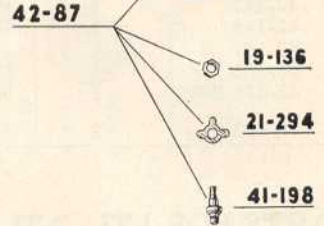
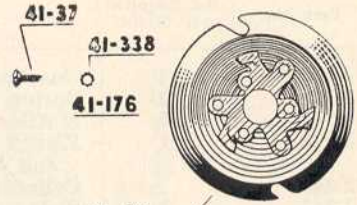
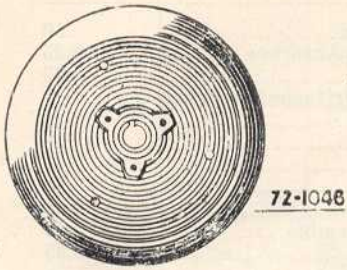
**PARTS FOR LTL, ATL & DTL MOTORS THAT ARE DIFFERENT FROM
THOSE USED ON LT, AT & DT**

Part No.	No. Required per Motor	NAME OF PART	Price
41-292	1	Driveshaft (Order 42-375,089).....	3.75
42-16	1	Lower Unit Complete.....	89.00
42-94	1	Gearcase Complete with Gears and Shafts.....	47.00
42-145	1	Flange and Steering Bracket with Driveshaft Casing and Water Tube.....	15.75
41-259	1	Inner Casing (Order 41-266).....	1.80

Order All Parts from Nearest Service Station or Dealer

Always Give Part Number and Motor Number

PARTS FOR AT MOTORS THAT ARE DIFFERENT FROM THOSE USED ON LT & DT



Order All Parts From Nearest Service Station or Dealer

Always Give Part Number and Motor Number

CARBURETOR PARTS FOR LT, AT & DT-39 MOTORS

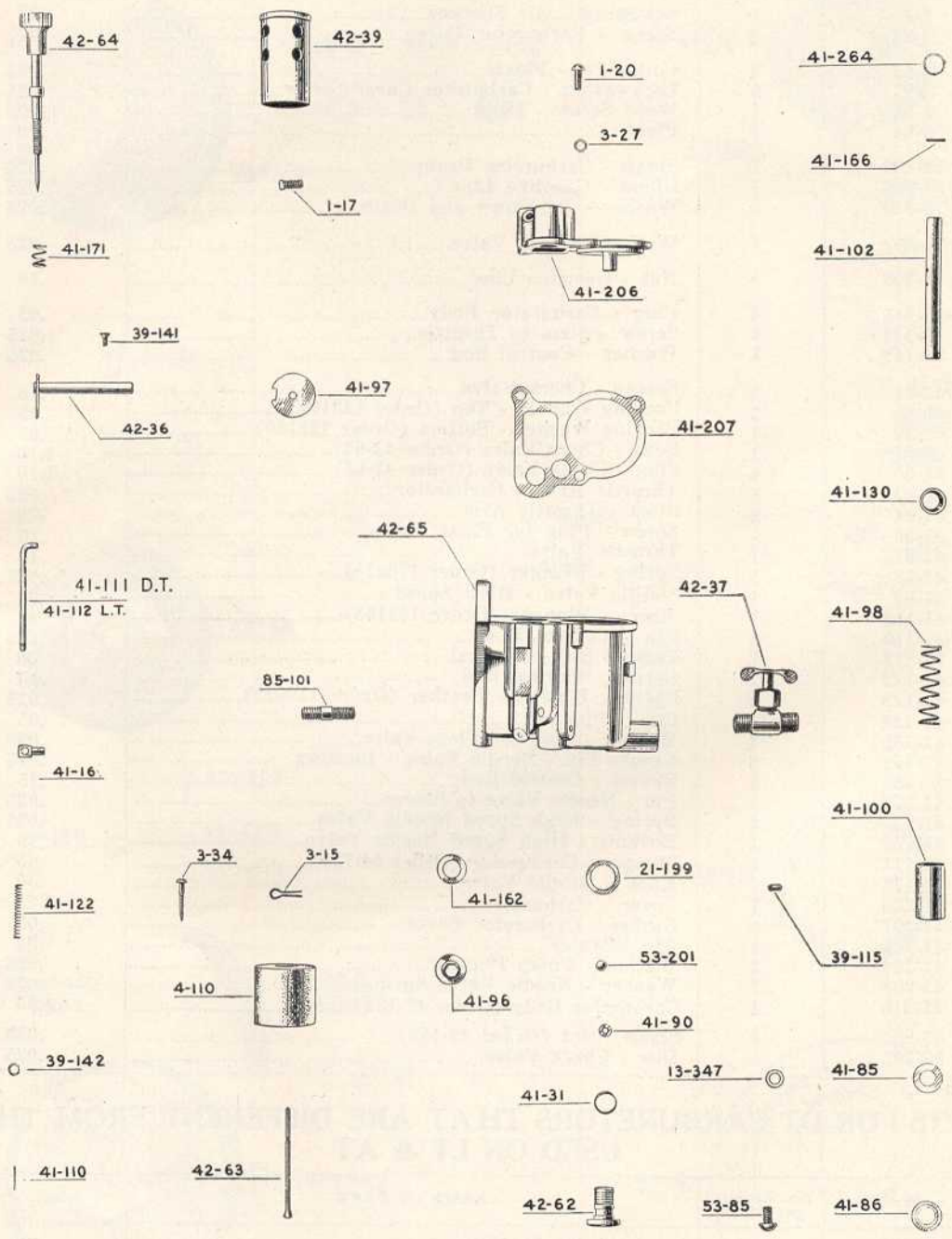
Part No.	No. Required per Motor	NAME OF PART	Price
1-17	1	Set Screw - Air Silencer.....	.05
1-20	3	Screw - Carburetor Cover.....	.025
3-15	1	Cotter Pin - Float.....	.025
3-27	3	Lockwasher - Carburetor Cover Screw.....	.025
3-34	1	Wood Screw - Float.....	.025
3-68	1	Float20
13-100	1	Screw - Carburetor Drain.....	.025
13-306	1	Gland - Gasoline Line.....	.025
13-347	2	Washer - Jet Screw and Drain.....	.025
21-199	1	Washer - Check Valve.....	.025
27-308	1	Nut - Gasoline Line.....	.10
39-115	4	Plug - Carburetor Body.....	.05
39-141	1	Screw - Stem to Throttle.....	.025
39-142	1	Washer - Control Rod.....	.025
41-31	1	Screen - Check Valve.....	.10
41-85	1	Packing Washer - Top (Order 132159).....	.05
41-86	1	Packing Washer - Bottom (Order 132160).....	.05
41-89	1	Body - Check Valve (Order 42-62).....	1.10
41-90	1	Plug - Check Valve (Order 42-62).....	1.10
41-92	1	Throttle Arm - Carburetor.....	.025
41-94	1	Stem - Throttle Arm.....	.30
41-96	1	Screw - Plug for Float Valve.....	.10
41-97	1	Throttle Valve.....	.10
41-98	1	Spring - Plunger (Order 170911).....	.025
41-99	1	Needle Valve - High Speed.....	.35
41-100	1	Sleeve - Plunger (Order 132158).....	.45
41-110	3	Pin - Control Rod.....	.025
41-112	1	Control Rod - Vertical.....	.30
41-122	1	Spring - Control Rod.....	.05
41-123	2	Packing Washer - Leather (Order 170912).....	.025
41-130	1	Cup - Plunger.....	.05
41-162	1	Washer - Plug for Float Valve.....	.025
41-166	3	Groove Pin - Needle Valve - Bushing.....	.025
41-169	1	Swivel - Control Rod.....	.15
41-170	1	Pin - Needle Valve to Sleeve.....	.025
41-171	1	Spring - High Speed Needle Valve.....	.025
41-172	1	Bushing - High Speed Needle Valve.....	.10
41-174	1	Plunger - Carburetor (Order 44-74).....	.45
41-175	1	Knob - Needle Valve.....	.30
41-206	1	Cover - Carburetor.....	1.25
41-207	1	Gasket - Carburetor Cover.....	.05
41-208	1	Air Silencer.....	.35
41-264	1	Washer - Pump Plunger.....	.025
41-268	1	Washer - Needle Valve Spring.....	.025
41-315	1	Carburetor Body (Order 42-138).....	4.95
53-85	1	Screw - Jet (Order 39-169).....	.025
53-201	1	Disc - Check Valve.....	.025

PARTS FOR DT CARBURETORS THAT ARE DIFFERENT FROM THOSE USED ON LT & AT

Part No.	No. Required per Motor	NAME OF PART	Price
41-101	1	Sleeve - Needle Valve.....	.20
41-102	1	Plunger - Carburetor.....	.45
41-103	1	Fork - Plunger.....	.025
71-915	1	Lockwasher - Shake-Proof - Nut - Plunger.....	.025
85-64	1	Nut - Plunger to Fork.....	.025

Order All Parts From Nearest Service Station or Dealer

CARBURETOR PARTS



Order All Parts from Nearest Dealer or Service Station

Always Give Part Number and Motor Number

REPAIR PARTS FOR LT, AT & DT-39, ALSO LT, AT & DT-10—Continued

Part No.	No. Required per Motor	NAME OF PART	Price
CARBURETOR ASSEMBLIES FOR LT, AT AND DT-39 MOTORS			
4-110	1	Float55
42-36	1	Throttle Arm and Shaft.....	.50
42-39	1	Air Silencer (Order 41-208).....	.35
42-62	1	Check Valve.....	1.10
42-63	1	Float Valve and Pin (Order 41-93).....	.50
42-64	1	Needle Valve - High Speed.....	1.00
42-135	1	Carburetor Complete - (LT and AT Only).....	14.50
42-138	1	Carburetor Body and Plug.....	4.95
CARBURETOR ASSEMBLIES FOR DT MOTORS THAT ARE DIFFERENT FROM THOSE USED ON LT AND AT-39 & 10			
42-70	1	Needle Valve - High Speed.....	.75
42-110	1	Adjusting Rod - High Speed Needle Valve.....	1.10
42-136	1	Carburetor	15.75

PARTS FOR DT MOTOR THAT ARE DIFFERENT FROM THOSE USED ON LT & AT

Part No.	No. Required per Motor	NAME OF PART	Price
13-585	1	Washer - Between Gas Tank and Steering Arm (Obsolete)05
15-213	2	Cotter Pin - Shroud Screw.....	.025
19-124	8	Lockwasher - Carburetor Studs and Tank and Housing Mounting025
19-136	3	Nut - Carburetor Studs and Tank Mounting.....	.05
21-167	1	Screw - Gas Tank to Steering Bracket.....	.025
39-146	3	Screw - Housing to Gas Tank.....	.10
41-33	2	Hinge Screw - Shroud.....	.15
41-34	2	Screw - Shroud.....	.45
41-87	1	Guide - Carburetor Adjusting Rod.....	.15
41-121	1	Wing Screw - Shroud (Obsolete).....	.60
41-127	1	Shroud	9.90
41-149	2	Sliding Block - Shroud.....	.30
41-166	1	Groove Pin - Knob to Adjusting Rod.....	.025
41-175	1	Knob - Adjusting Rod.....	.30
41-186	1	Housing - Starter.....	4.95
41-224	1	Name Plate.....	1.05
41-281	1	Pin - Adjusting Rod to Sleeve.....	.05
41-297	1	Sleeve - Carburetor Knob.....	.15
41-298	1	Adjusting Rod.....	.30
43-300	1	Snap Ring - Wing Screw.....	.05
71-915	1	Lockwasher - Name Plate.....	.025
85-64	1	Nut - Name Plate.....	.025

PARTS FOR DT & AT THAT ARE DIFFERENT FROM THOSE USED ON LT

Part No.	No. Required per Motor	NAME OF PART	Price
19-136	3	Nut - Pawl to Dome.....	.05
21-294	3	Lockplate - Pawl to Dome Pin.....	.025
41-176	1	Starter Pulley.....	1.70
41-182	1	Shoulder Screw - Starter30
41-185	1	Handle - Starter (Order 42-375542).....	.65
41-188	1	Clamp Plate - Rope Handle.....	.05

Order All Parts From Nearest Service Station or Dealer

Always Give Part Number and Motor Number

**PARTS FOR DT & AT THAT ARE DIFFERENT FROM THOSE USED ON LT
(Continued)**

Part No.	No. Required per Motor	NAME OF PART	Price
41-189	1	Nut - Starter.....	.30
41-192	3	Washer - Equalizer.....	.025
41-194	3	Snap Ring - Pawl Pin.....	.025
41-195	3	Spring - Starter.....	.05
41-197	1	Spring - Starter.....	1.10
41-198	3	Pin - Pawl to Dome.....	.35
41-204	1	Equalizer - Starter.....	.05
41-205	2	Screw - Clamp Plate to Handle.....	.025
41-215	1	Transfer for Gasoline Tank.....	Net .20
41-224	1	Name Plate (Obsolete).....	1.05
41-338	3	Lockwasher - Starter Pulley Screw.....	.025
41-340	1	Socket Wrench.....	.50
43-252	1	Handle - Socket Wrench.....	.20

**PARTS FOR AT THAT ARE DIFFERENT FROM THOSE USED ON
DT & LT-39 & 10**

Part No.	No. Required per Motor	NAME OF PART	Price
21-274	2	Nut - Bracket Mounting Screw.....	.025
25-238	2	Screw - Housing Bracket to Cylinder.....	.05
41-345	1	Housing - Starter.....	5.40
41-346	1	Bracket - Housing to Cylinder—Starboard.....	.45
41-347	1	Bracket - Housing to Cylinder—Port.....	.45
43-88	6	Screw - Bracket to Housing (Order 43-300,387).....	.05
ASSEMBLIES FOR AT THAT ARE DIFFERENT FROM THOSE USED ON DT AND LT-39 & 10			
42-149	1	Starter Housing Assembly.....	10.75
ASSEMBLIES FOR DT THAT ARE DIFFERENT FROM THOSE USED ON LT AND AT-39 & 10			
42-17	1	Starter Housing Assembly.....	10.75
42-69	1	Gasoline Tank with Transfer.....	30.50
42-92	1	Shroud and Name Plate Assembly.....	11.50
ASSEMBLIES FOR DT AND AT THAT ARE DIFFERENT FROM THOSE USED ON LT-39 & 10			
42-40	1	Starter Pulley and Ratchet Assembly.....	2.10
42-60	1	Pawl and Post Assembly.....	.30
42-87	1	Starter Pulley and Pawl Assembly.....	3.60
42-160	1	Tool Kit - DT and AT.....	1.65

Order All Parts From Nearest Service Station or Dealer

Always Give Part Number and Motor Number

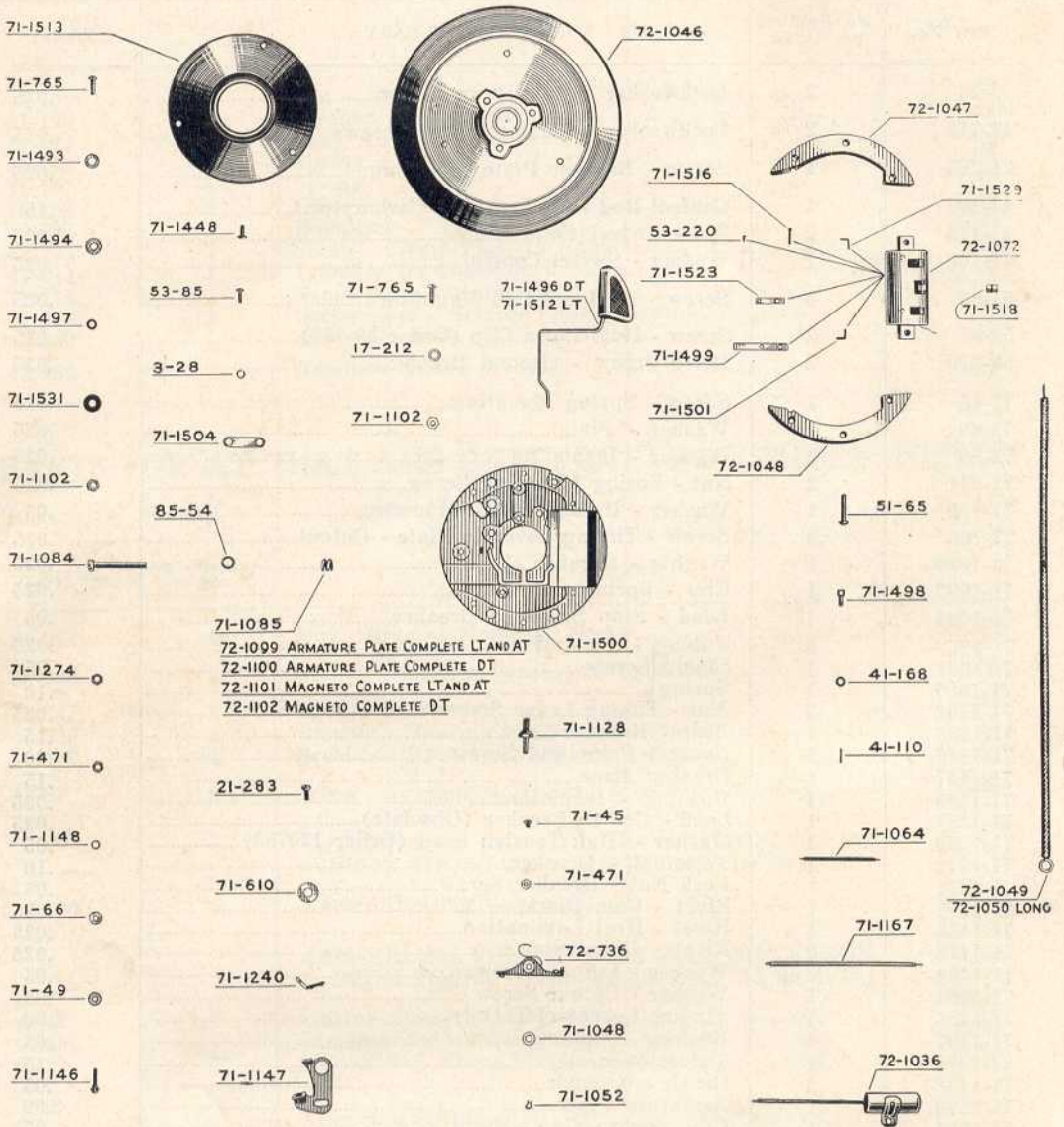
MAGNETO PARTS FOR LT, AT & DT-39-10 MOTORS

Part No.	No. Required per Motor	NAME OF PART	Price
3-28	2	Lockwasher - Hold-Down Screw.....	.025
17-212	2	Lockwasher - Timing Lever Screws.....	.025
21-283	1	Screw - Breaker Plate Mounting.....	.025
41-107	1	Control Rod - Horizontal - Carburetor.....	.15
41-110	2	Pin - Swivel Control.....	.025
41-168	1	Washer - Swivel Control.....	.025
51-65	6	Screw - Heel and Coil Mounting.....	.025
53-85	2	Screw - Hold-Down Clip (Order 39-169).....	.025
53-220	2	Drive Screw - Ground Brush.....	.025
71-45	1	Screw - Spring Mounting.....	.025
71-49	1	Washer - Plain.....	.025
71-66	2	Washer - Insulation.....	.025
71-471	2	Nut - Spring Mounting Screw.....	.025
71-610	1	Washer - Breaker Plate Mounting.....	.05
71-765	3	Screw - Timing Lever to Plate - Cutout.....	.025
71-1048	1	Washer - Breaker Post.....	.025
71-1052	1	Clip - Spring.....	.025
71-1064	1	Lead - Stop Screw to Breaker.....	.05
71-1068	5	Tubing - Insulation.....	.025
71-1084	1	Clamp Screw.....	.05
71-1085	1	Spring.....	.10
71-1102	3	Nut - Timing Lever Screws and Cutout Screw.....	.025
71-1128	1	Post - Breaker.....	.15
71-1146	1	Contact Point and Screw.....	.20
71-1147	1	Breaker Base.....	.15
71-1148	1	Bushing - Insulation.....	.025
71-1167	1	Lead - Coil to Breaker (Obsolete).....	.025
71-1239	1	Marker - High Tension Lead (Order 120783).....	.05
71-1240	1	Terminal - Breaker.....	.10
71-1274	1	Lock Nut - Breaker Screw.....	.05
71-1275	1	Rivet - Cam Block.....	.025
71-1445	4	Rivet - Heel Lamination.....	.025
71-1448	3	Rivet - Distributor.....	.025
71-1493	1	Washer - Cutout Screw.....	.05
71-1494	1	Washer - Cutout Screw.....	.05
71-1496	1	Timing Lever - DT Only.....	1.00
71-1497	1	Bushing - Cutout Screw.....	.05
71-1498	1	Swivel Control.....	.15
71-1499	2	Brush - Ground.....	.05
71-1500	1	Armature Plate.....	2.90
71-1501	1	Clip - Safety Gap - Right.....	.05
71-1504	1	Clip - Hold-Down - High Tension Lead.....	.05
71-1512	1	Timing Lever - LT and AT.....	.75
71-1513	1	Distributor.....	1.25
71-1516	2	Screw - Ground Brush.....	.05
71-1517	1	Ground Clip Spring.....	.05
71-1518	2	Wiper - for Distributor.....	.05
71-1523	2	Plate - Ground Brush.....	.05
71-1529	1	Clip - Safety Gap - Left.....	.05
71-1531	2	Washer - Cutout.....	.025
85-54	1	Washer - Clamp Screw.....	.025
MAGNETO ASSEMBLIES FOR LT, DT AND AT-39 & 10			
72-736	1	Breaker Arm.....	1.05
72-1036	1	Condenser.....	1.00
72-1046	1	Dome Assembly.....	18.25

Order All Parts From Nearest Service Station or Dealer

Always Give Part Number and Motor Number

MAGNETO PARTS



Part No.	No. Required per Motor	NAME OF PART	Price
72-1047	1	Heel Assembly - Left.....	1.25
72-1048	1	Heel Assembly - Right.....	1.25
72-1049	1	Ignition Lead - Short.....	.75
72-1050	1	Ignition Lead - Long.....	.75
72-1072	1	Coil Assembly	8.25
72-1099	1	Armature Plate Complete - LT and AT.....	23.00
72-1100	1	Armature Plate Complete - DT.....	23.00
72-1101	1	Magneto Complete - LT and AT.....	41.25
72-1102	1	Magneto Complete - DT.....	41.25
72-375,077	2	Terminal Assembly for Ignition Leads (Use 72-375295)	.10

Order All Parts From Nearest Service Station or Dealer