

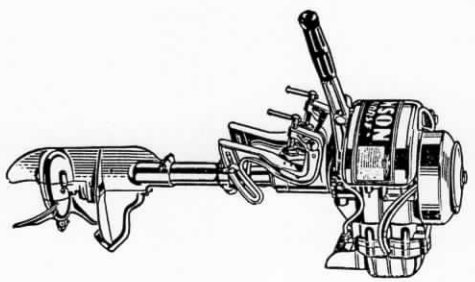
# REPAIR PARTS CATALOG

FOR 2.5 hp

1937 1938

MODEL HS-HA and HD-39-10

Also HS-HA and HD-15



## JOHNSON MOTORS

Waukegan, Illinois, U.S.A.

All Prices Subject to Change Without Notice

PRINTED  
U.S.A.

4-5-54-1M-Key



## How to Order Parts

- 1st Give MOTOR SERIAL NUMBER AND MODEL, which will be found on cover plate of magneto.
- 2nd Look in list for part number which will show name and price per piece.
- 3rd Write order plainly, giving the motor number, part number, name of part and price per piece.
- 4th Show to whom parts are to be shipped.
- 5th To insure quick service, ALWAYS INCLUDE REMITTANCE WITH POSTAGE TO COVER CARRYING CHARGES AND INSURANCE. Stamps are accepted as cash up to 25 cents. A minimum charge of 25¢ will be made on all orders amounting to less than that amount. All part shipped insured at a charge of 5 cents extra.

### IMPORTANT:

No replacements made unless regular claim is entered on form provided for that purpose by all authorized dealers or service stations. ALL DEFECTIVE PARTS MUST BE RETURNED WITH CLAIM FORM PROPERLY FILLED IN, TRANSPORTATION PREPAID, before any replacements will be made. All prices are subject to change without notice.

## Care of Motors When Used in Salt Water

Regardless of the material used in the construction of an outboard motor, it will corrode and tarnish to a certain extent when used in salt water. It is of importance, therefore, to adhere closely to the following instructions if you want to receive the most from your motor.

1. Remove the motor from the boat when it is not in service.
2. Flush out the cooling system as soon as possible.
3. Rinse off thoroughly with fresh water.
4. Wipe dry with a cloth.
5. Go over all the bright parts with an oily cloth, especially if the motor is to be stored for any length of time.

## Warranty

All Johnson Motors (racing models excepted) are warranted to be free from defects in material and workmanship under normal use and service, our obligation under this Warranty being limited to making good at our factory in Waukegan, Illinois, any part or parts thereof which shall, within three months after date of delivery to owner, be returned to us with transportation charges prepaid, and which our examination shall disclose to our satisfaction to have been thus defective, this Warranty being expressly in lieu of all other warranties and representations, express or implied, and of all other liabilities in connection with the sale or use of our outboard motors.

This Warranty shall not apply to any outboard motor which shall have been repaired or altered outside of the factory in any way so as in our judgment, to affect its stability or reliability, nor which has been subject to misuse, negligence or accident.

### CLAIMS MUST BE ENTERED ON ALL RETURNED GOODS

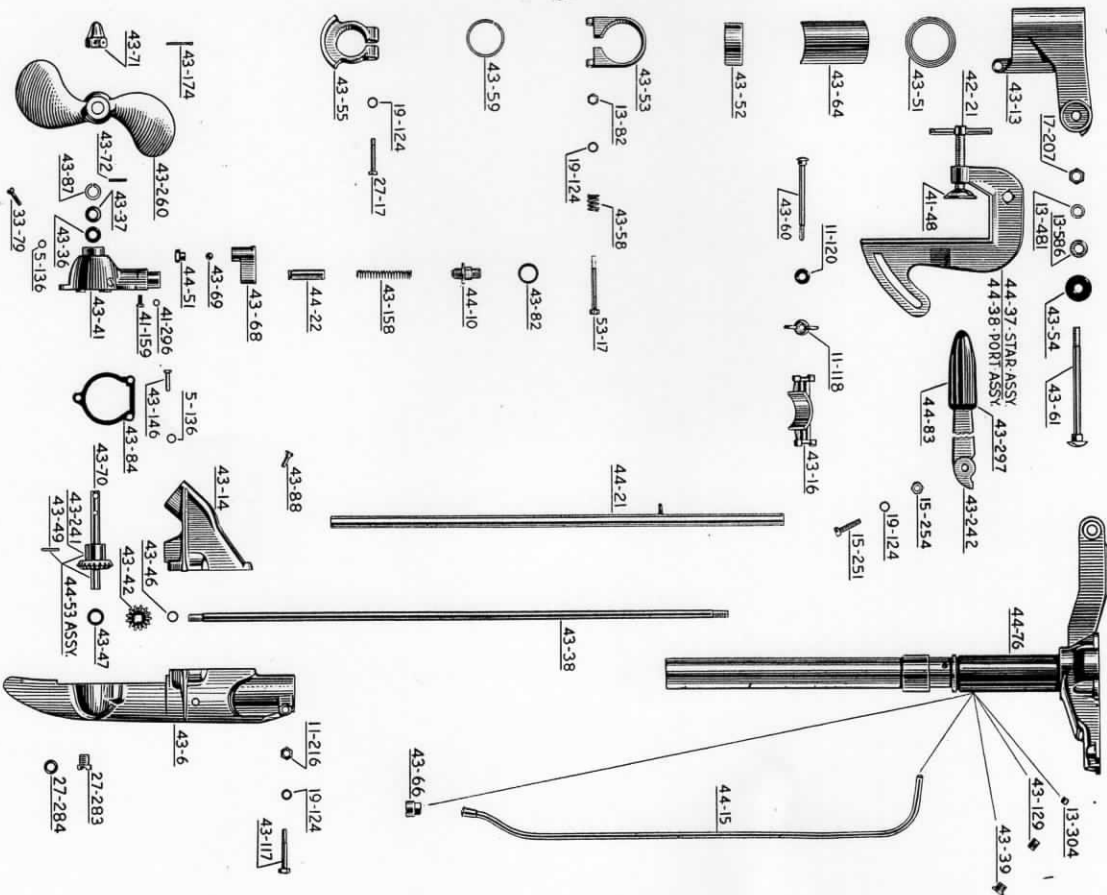
Regular claim forms are provided all our dealers, service stations and distributors. All claims must be entered on this form, No. SE-16, before parts are returned to factory. No part will be replaced unless this form is used. See your dealers for claim form.

All material—motors or parts—be returned to your nearest service station or dealer—TRANSPORTATION CHARGES PREPAID. REMEMBER—ALWAYS request a claim form and properly fill it in before returning any material to our service station or distributor.

### WARRANTY DOES NOT APPLY TO RACING MOTORS

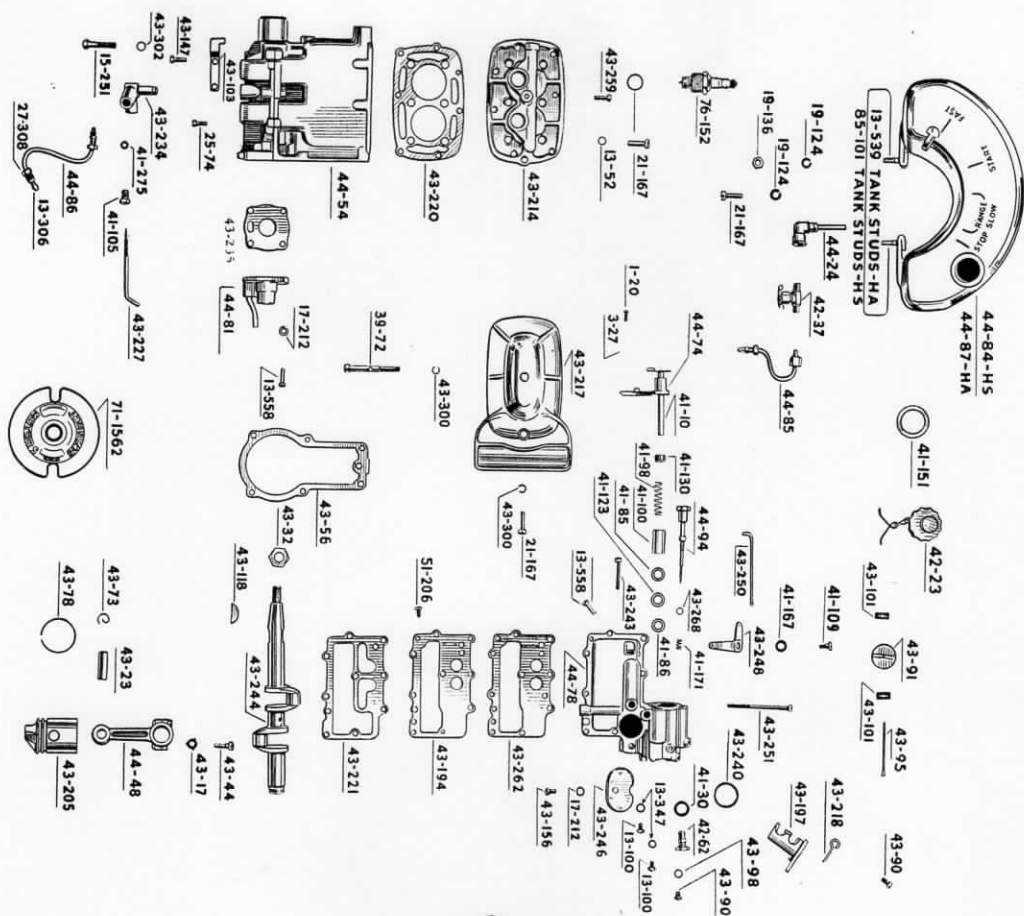
Due to the excessive strains and stresses placed upon motors when used for racing, all Johnson motors of racing model or all other models when used for racing are sold with the distinct understanding that they are not guaranteed in any manner, and Johnson Motors does not assume any responsibility for injury or damage sustained from their use thereof.

## LOWER UNIT PARTS HA, HS & HD



Order All Parts From Nearest Service Station or Dealer

POWER HEAD PARTS FOR HA, HS & HD



REPAIR PARTS FOR HS, HA & HD MODEL MOTORS

Part No.	No. Required per Motor	NAME OF PART	Price
5-136	5	Lockwasher - Gearcase Head and Exhaust Outlet Screw	.025
7-205	2	Wing Nut - Thrust Socket Bolt	.025
11-118	1	Washer - Thrust Socket	.35
11-120	1	Nut - Clamp Screw	.05
11-216	1	Lockwasher - Cylinder Head and Crankcase Screws	.025
13-52	6	Nut - Pilot Screw	.05
13-82	1	Gland - Inlet - Water Tube	.025
13-804	1	Gland - Slow Speed Gas Line	.025
13-806	4	Nut - Gas Line	.05
13-807	1	Lockwasher - Tilting Shaft Nut	.025
13-481	1	Screw - Inner Flange - Carburetor and Exhaust Mantifold to Cylinder	.05
13-558	11	Washer - Tilting Shaft (Obsolete)	.05
13-586	1	Screw - Steering Handle and Swivel Bracket	.025
15-251	2	Nut - Steering Handle	.025
15-254	1	Nut - Steering Handle	.025
17-207	1	Nut - Tilting Shaft	.05
17-212	4	Lockwasher - Crankcase Head and Inner Flange	.025
19-124	4	Lockwasher - Pilot and Reverse Lock Screw and Clamp Screw and Steering Handle Screw—Tank to Steering Bracket and Tank to Crankcase	.025
19-136	2	Screw - Cylinder Head - Tank to Steering Bracket - Spark Plug Cover	.05
21-167	8	Screw - Spark Arm and Crankcase Cover and Crankcase to Cylinder, Carburetor to Cylinder and Exhaust Flange	.025
25-74	10	Screw - Reverse Lock	.025
27-17	1	Screw - Grease Plug	.05
27-283	1	Washer - Grease Plug	.30
27-284	1	Nut - Slow Speed Gas Line	.025
27-308	3	Screw - Gearcase Head	.10
33-79	3	Screw - Spark Plug Cover - HS and HA	.05
39-72	1	Swivel Plate	.05
41-48	2	Nut - Slow Speed Needle Valve	.10
41-105	1	Pin - Control Rod	.10
41-110	1	Gasket - Filler Cap	.025
41-151	1	Vent Screw	.05
41-159	1	Wrench	.30
41-219	1	Packing - Slow Speed Needle Valve	.025
41-275	3	Washer - Vent Screw	.025
41-296	1	Gearcase	.745
43-6	1	Swivel Bracket (Order 375,050)	2.20
43-18	1	Exhaust Outlet	2.10
43-14	1	Thrust Socket	.75
43-16	1	Lockplate Connecting Rod Screw	.025
43-17	4	Wrist Pin (Order 132962)	.35
43-23	2	Nut - Crankshaft - HS only (Order 132487)	.45
43-32	1	Screen	.05
43-33	1	Seal - Propeller Shaft - Rear (Order 171245)	.05
43-36	1	Seal - Propeller Shaft - Front (Order 171244)	.05
43-37	1	Driveshaft	1.10
43-38	1	Plug - Water Tube Terminal	.10
43-39	1	Gearcase Head	3.95
43-41	1	Borel Pinion (Order 44-375,169)	4.15
43-42	1	Screw - Connecting Rod	.05
43-44	4		

Order All Parts From Nearest Service Station or Dealer

Order All Parts From Nearest Service Station or Dealer

**Always Give Part Number and Motor Number**

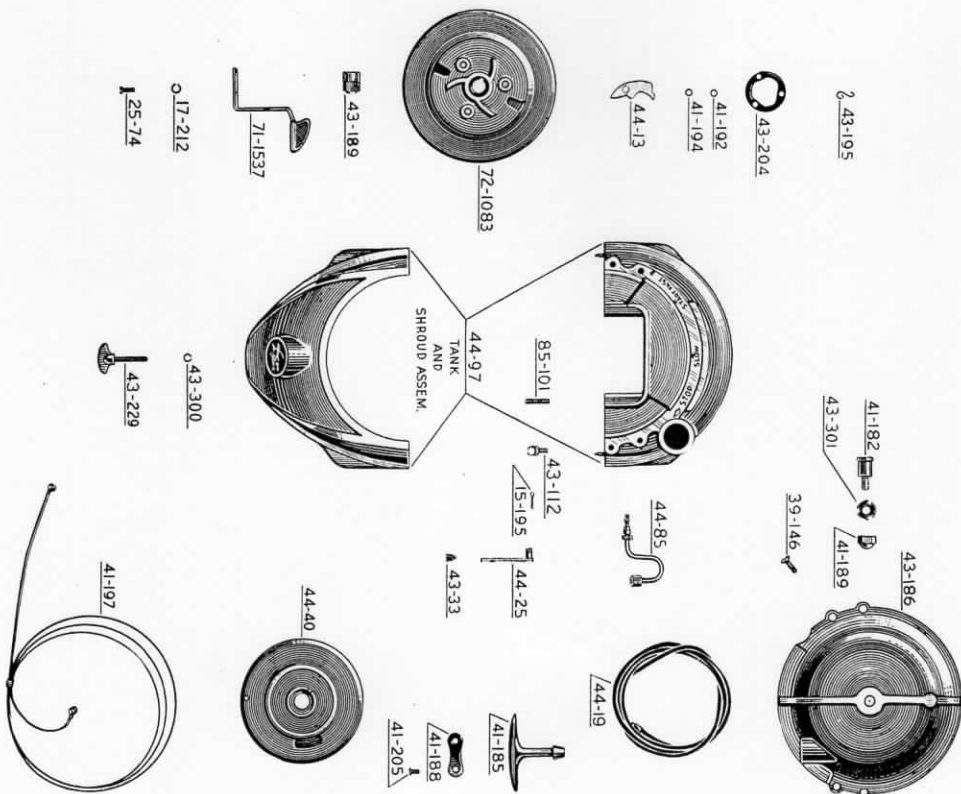
**REPAIR PARTS FOR HS, HA & HD MODEL MOTORS—Contd.**

Part No.	No. Required per Motor	NAME OF PART	Price
43-45	1	Pin - Outlet Valve.....	.05
43-46	1	Thrust Washer - Bevel Pinion.....	.10
43-47	1	Thrust Washer - Bevel Gear (Order 120857).....	.05
43-48	1	Pin - Pump Cover.....	.05
43-49	1	Groove Pin - Propeller Shaft.....	.025
43-50	1	Ring - Screen - Intake Valve.....	.05
43-51	1	Thrust Washer - Swivel Bracket.....	.15
43-52	1	Lining - Pilot.....	.30
43-53	1	Pilot Band.....	.70
43-54	2	Thrust Washer - Tilting Shaft.....	.025
43-55	1	Reverse Lock.....	.75
43-56	1	Gasket - Exhaust Flange.....	.10
43-58	2	Spring - Pilot Band.....	.05
43-59	1	Snap Ring - Flange and Steering Bracket.....	.05
43-60	1	Bolt - Thrust Socket.....	.30
43-61	1	Tilting Shaft.....	15
43-62	1	Cork Seal - Driveshaft.....	.05
43-64	2	Lining - Swivel Bracket.....	.15
43-65	1	Retainer Washer - Cork Seal.....	.05
43-66	1	Nut - Water Tube - Lower.....	.30
43-68	1	Pump Cover.....	1.25
43-69	1	Ball - Inlet and Outlet Valve.....	1.10
43-70	2	Propeller Shaft (Order 44-375,169).....	4.15
43-71	1	Nut - Propeller.....	.35
43-72	1	Shear Pin.....	.025
43-73	4	Lockring - Wrist Pin (Order 120960).....	.025
43-75	1	Body - Outlet Valve.....	.05
43-76	1	Screen Retainer - Intake.....	.85
43-78	1	Piston Ring.....	.35
43-82	4	Seal - Exhaust Outlet.....	.05
43-83	1	Seat - Outlet Valve.....	.10
43-84	1	Gasket - Gearcase Head.....	1.10
43-87	1	Washer - Seal - Propeller Shaft (Order 120835).....	.05
43-88	1	Screw - Exhaust - Outlet (Order 43-300,387).....	.05
43-103	2	Spark Cutout Arm.....	.35
43-117	1	Clamp-screw - Gearcase.....	.05
43-118	1	Key - Crankshaft (Order 121026).....	.10
43-120	1	Tube - Water Outlet - Crankcase Head.....	1.10
43-128	1	Feeler Gauge.....	.10
43-129	1	Nut - Upper Water Tube.....	.15
43-146	1	Screw - Exhaust Outlet.....	1.10
43-147	2	Screw - Crankcase Cover and Spark Arm.....	.025
43-158	1	Spring - Pump Plunger.....	.15
43-174	3	Cotter Pin - Propeller Nut.....	.025
43-189	1	Plywheel Nut - HA and HD Only.....	.55
43-194	1	Plate - Nut/ler to Cylinder.....	1.95
43-205	2	Piston (Order 44-375852).....	.45
43-213	1	Flange - Inner Driveshaft Casing.....	2.10
43-214	1	Cylinder Head.....	2.60
43-217	1	Spark Plug Cover - HS and HA Only.....	.15
43-220	1	Gasket - Cylinder Head.....	.05
43-221	1	Gasket - Muffler to Cylinder.....	.025
43-222	1	Plug - Cylinder Head.....	.30
43-227	1	Needle Valve - Slow Speed.....	1.10
43-234	1	Slow Speed - Intake.....	1.10
43-235	1	Gasket - Inner Flange.....	.05
43-238	1	Gasoline Line.....	.15
43-239	1	Gasoline Line - Slow Speed.....	.15
43-241	1	Bevel Gear (Order 44-375,169).....	4.15
43-242	1	Steering Handle.....	.65
43-243	1	Screw - Carburetor and Exhaust Manifold to Cylinder.....	.025
43-244	1	Crankshaft.....	11.50
43-251	1	Screw - Carburetor and Exhaust Manifold to Cylinder.....	.05
43-259	7	Screw - Cylinder Head.....	.025
43-260	1	Propeller.....	2.10

**Order All Parts From Nearest Service Station or Dealer**

**Always Give Part Number and Motor Number**

**PARTS FOR HD MOTORS THAT ARE DIFFERENT THAN THOSE USED ON HS & HA MOTORS**



**Order All Parts From Nearest Service Station or Dealer**

REPAIR PARTS FOR HS, HA & HD MODEL MOTORS—Contd.

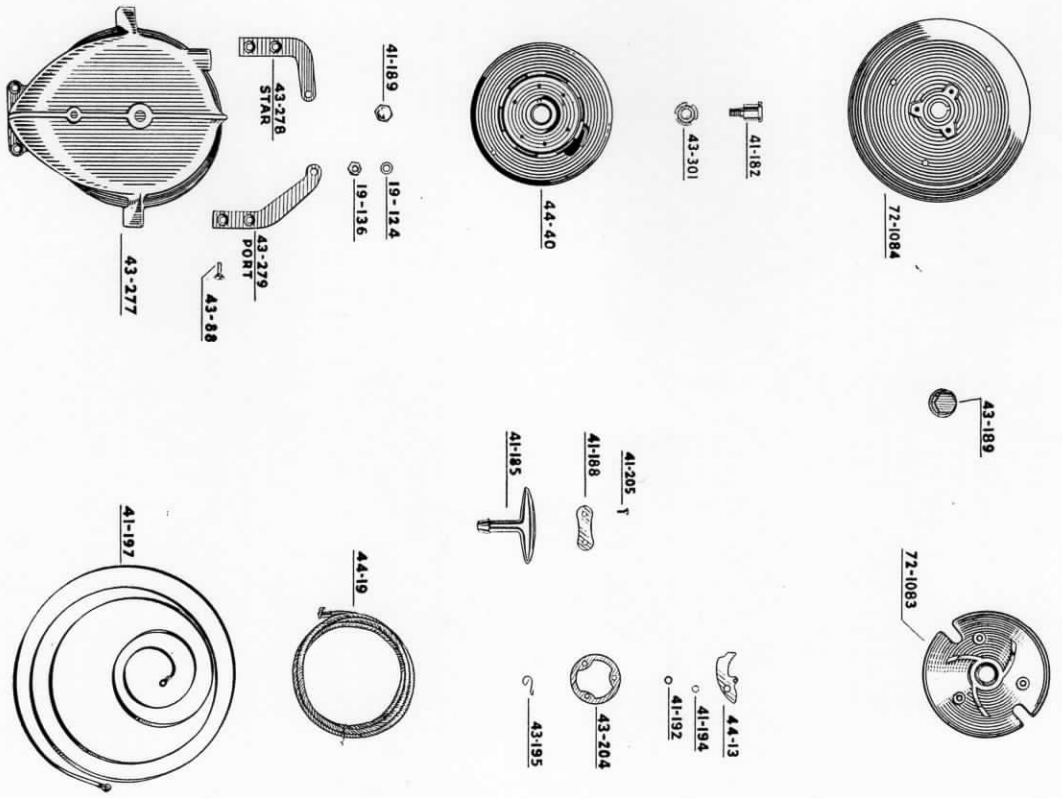
Part No.	No. Required per Motor	NAME OF PART	Price
43-262	1	Gasket - Plate to Muffler.....	.10
43-263	1	Transfer for Gas Tank.....	Net .35
43-297	1	Grip - Steering Handle.....	.55
43-298	1	Seat - Slow Speed Intake - Crankcase.....	.025
43-300	3	Snap Ring - Spark Plug Cover Screw and Wing Screw for Shroud (Order 121019).....	.025
43-302	6	Washer - Crankcase to Cylinder Screw.....	.025
51-206	3	Screw - Plate to Muffler.....	.025
53-17	1	Screw - Pilot Band.....	.10
85-101	2	Stud - Gas Tank to Crankcase - HS Only (Order 300,045).....	.10
43-300,026	2	Washer - Steering Handle.....	.025
ASSEMBLIES FOR HS, HA AND HD MODEL MOTORS			
42-21	2	Ball Wing Screw.....	.60
42-23	1	Filler Cap.....	1.10
42-37	1	Shut-off Valve Assembly.....	.65
44-10	1	Outlet Valve Body Assembly.....	1.15
44-21	1	Drive Shaft Casing - Inner.....	1.25
44-22	1	Pump Flunger Assembly.....	.75
44-24	1	Elbow and Screen Assembly.....	.60
44-26	1	Gearcase - Head and Exhaust Outlet Assembly.....	14.75
44-37	1	Stern Bracket and Clamp Screw Assembly—Star.....	1.65
44-38	1	Stern Bracket and Clamp Screw Assembly—Port.....	1.65
44-48	2	Connecting Rod with Lock Plates.....	2.50
44-51	1	Screen Retainer and Screen Assembly.....	.50
44-53	1	Propeller Shaft Assembly (Order 44-375,169).....	4.15
44-54	1	Order 44-82.....	5.80
44-70	1	Piston and Connecting Rod Assembly.....	9.90
44-76	1	Driveshaft Casing - Flange and Steering Bracket and Water Tube Assembly.....	.70
44-81	1	Inner Flange and Tube Assembly.....	29.75
44-82	1	Cylinder and Crankcase Assembly with Spark Arm.....	1.65
44-83	1	Steering Handle Assembly.....	7.60
44-84	1	Gasoline Tank with Transfer - HS Only.....	.45
44-85	1	Gasoline Line Assembly - Tank to Carburetor.....	7.60
44-86	1	Gasoline Line Assembly - Slow Speed.....	7.60
44-87	1	Gasoline Tank Assembly - HA Only.....	49.50
44-80	1	Lower Unit Complete.....	29.00
44-92	1	Gearcase Complete with Gears and Shaft.....	.80
76-152	2	Spark Plug.....	

REPAIR PARTS FOR HA THAT DIFFER FROM THOSE USED ON HS & HD

Part No.	No. Required per Motor	NAME OF PART	Price
43-300,044	2	Stud - Gas Tank to Crankcase.....	.05
43-277	1	Starter Housing.....	4.95
43-278	1	Bracket - Starter Housing—Star.....	.35
43-279	1	Bracket - Starter Housing—Port.....	.35
43-300,387	6	Screw - Mounting Starter Housing.....	.05
ASSEMBLIES FOR HA MODEL MOTOR			
44 80	1	Starter Housing Assembly.....	12.00

Order All Parts From Nearest Service Station or Dealer

RECOIL STARTER PARTS FOR HA MOTOR



Order All Parts From Nearest Service Station or Dealer



Always Give Part Number and Motor Number

REPAIR PARTS FOR HD & HA THAT DIFFER FROM THOSE USED ON HS

Part No.	No. Required per Motor	NAME OF PART	Price
41-182	1	Shoulder Screw - Starter.....	.30
41-185	1	Handle - Starter (Order 42-375342).....	.65
41-188	1	Clamp Plate - Starter.....	.05
41-189	1	Nut - Starter.....	.30
41-197	1	Spring - Starter.....	1.10
41-205	2	Screw - Clamp Plate.....	.025
43-144	1	Anchor - Starter Rope.....	.30
43-189	1	Nut - Crankshaft.....	.30
43-193	3	Post - Equalizer (Order 72-1083).....	2.50
43-195	3	Spring - Starter Pawl.....	.05
43-196	3	Pawl - Starter (Obsolete).....	.05
43-204	1	Equalizer.....	.20
43-204	1	Handle - Socket Wrench.....	.20
43-253	1	Socket Wrench.....	.35
43-301	1	Washer - Shoulder Screw.....	.05

REPAIR PARTS FOR HD THAT DIFFER FROM THOSE USED ON HA & HS

15-195	2	Cotter Pin - Shroud Link.....	.025
19-136	2	Nut - Tank to Crankcase.....	.025
39-146	4	Screw - Housing to Gas Tank.....	.10
41-87	1	Guide - Carburetor Adjusting Rod.....	.15
41-166	1	Groove Pin - Knob to Adjusting Rod.....	.025
41-281	1	Pin - Adjusting Rod to Sleeve.....	.05
43-33	2	Hinge Screw - Shroud.....	.10
43-186	1	Housing - Starter.....	4.50
43-224	1	Name Plate.....	.50
43-229	1	Wing Screw - Shroud.....	.45
43-230	1	Knob - Adjusting Rod.....	.15
43-232	2	Bracket - Shroud.....	.35
43-237	1	Adjusting Rod.....	.15
43-264	1	Transfer for Gas Tank.....	Net .35
51-47	2	Screw - Gas Tank to Crankcase.....	.05
71-915	1	Lockwasher - Name Plate.....	.025
85-64	1	Nut - Name Plate.....	.025
ASSEMBLIES FOR HD AND HA MODEL MOTORS			
44-13	1	Pawl and Post Assembly.....	.15
44-18	1	Starter Pulley and Housing Assembly (HD).....	11.50
44-19	1	Starter Rope and Anchor Assembly.....	1.75
44-40	1	Starter Pulley and Ratchet Assembly (Order 44-375575).....	2.20
44-97	1	Gas Tank and Shroud Assembly with Transfer.....	29.25
72-1083	1	Starter Pulley and Pawl Assembly.....	2.50

PARTS FOR HSL, HDL AND HAL THAT DIFFER FROM STANDARD MOTOR

43-285	1	Driveshaft.....	1.45
ASSEMBLIES FOR HSL, HDL AND HAL MODEL MOTORS			
44-72	1	Drive Shaft Casing - Inner.....	1.30
44-73	1	Water Tube Assembly.....	1.00
44-77	1	Flange and Steering Bracket with Driveshaft Casing and Water Tube.....	10.75
44-91	1	Lower Unit Complete.....	51.25
44-93	1	Gearcase Complete.....	29.75

Order All Parts From Nearest Service Station or Dealer

Always Give Part Number and Motor Number

CARBURETOR PARTS FOR HS, HA & HD MODEL MOTORS

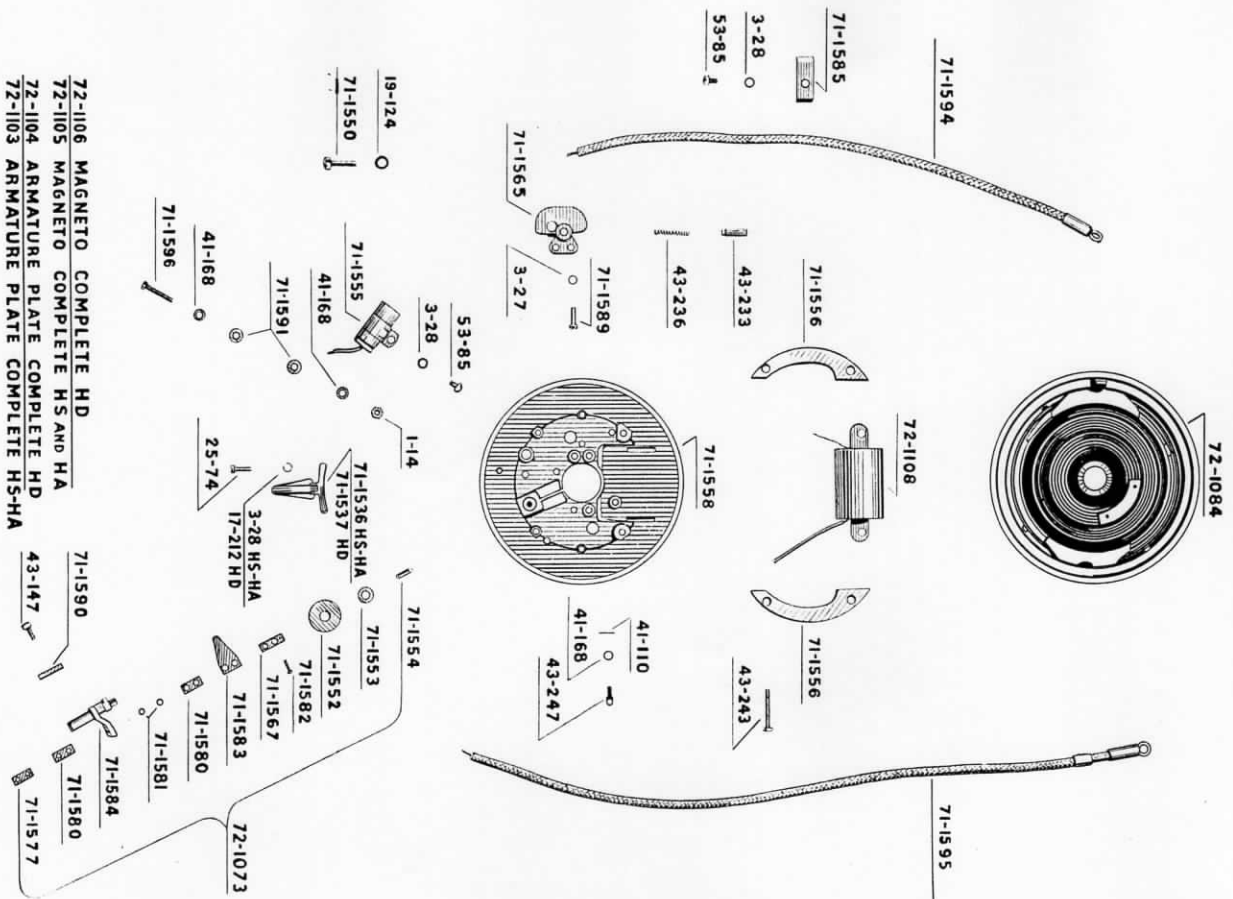
Part No.	No. Required per Motor	NAME OF PART	Price
1-20	2	Screw - Carburetor Cover.....	.025
3-27	2	Lockwasher - Carburetor Cover Screw.....	.025
13-100	2	Screw - Cleanout.....	.025
13-347	2	Washer - Cleanout Screw.....	.025
17-212	2	Lockwasher - Barrel Valve Spring and Carburetor Intake Cover Screw.....	.025
21-199	1	Washer - Check Valve (Order 300,043).....	.025
39-115	4	Plug - Gas Passage.....	.05
41-31	1	Screen - Check Valve.....	.10
41-85	1	Packing Washer - Top (Order 132159).....	.05
41-86	1	Packing Washer - Bottom (Order 132160).....	.05
41-89	1	Body - Check Valve (Order 42-62).....	1.10
41-90	1	Plug - Check Valve (Order 42-62).....	1.10
41-98	1	Spring - Plunger (Order 170911).....	.025
41-99	1	Needle Valve - High Speed.....	.35
41-100	1	Sleeve - Plunger (Order 132158).....	.10
41-109	1	Screw - Bell Crank.....	.10
41-110	2	Pin - Control Rod.....	.025
41-123	2	Packing Washer - Leather (Order 170912).....	.025
41-130	1	Cup - Plunger.....	.05
41-166	3	Groove Pin - Plunger.....	.025
41-167	1	Bow Washer - Bell Crank.....	.025
41-170	1	Pin - Needle Valve to Sleeve.....	.025
41-171	1	Spring - High Speed Needle Valve.....	.025
41-172	1	Bushing - High Speed Needle Valve.....	.10
41-264	1	Washer - Pump Plunger.....	.025
41-268	1	Washer - Needle Valve Spring.....	.025
43-90	1	Screw - Plug for Float Pin (Order 132693).....	.05
43-91	1	Float (Order 375572).....	.30
43-95	1	Float Pin.....	.15
43-98	1	Gasket - Screw Plug (Order 5-175).....	.025
43-101	1	Lock - Float Pin (Order 130813).....	.025
43-156	2	Screw - Barrel Valve Spring and Drip Pan.....	.025
43-197	1	Barrel Valve.....	.75
43-212	1	Cover - Barrel Valve.....	.30
43-218	1	Spring - Carburetor.....	.10
43-226	1	Seat - Needle Valve - High Speed.....	.05
43-240	1	Washer - Barrel Valve to Carburetor.....	.025
43-246	1	Cover - Carburetor Intake.....	.10
43-248	1	Bell Crank - Carburetor.....	.10
43-250	1	Control Rod - Vertical.....	.30
43-261	1	Nozzle - Carburetor.....	.10
43-268	1	Washer (Order 41-268).....	.025
53-201	1	Disc - Check Valve.....	.025

CARBURETOR PARTS FOR HD THAT DIFFER FROM THOSE USED ON HS AND HA

Part No.	No. Required per Motor	NAME OF PART	Price
41-101	1	Sleeve.....	.20
41-102	1	Plunger.....	.45
41-103	1	Fork Plunger.....	.025
71-915	1	Lockwasher - Plunger Nut.....	.025

Order All Parts From Nearest Service Station or Dealer

**Always Give Part Number and Motor Number**  
**MAGNETO PARTS FOR HA, HD & HS MOTORS**



72-1106 MAGNETO COMPLETE HD  
 72-1105 MAGNETO COMPLETE HS AND HA  
 72-1104 ARMATURE PLATE COMPLETE HD  
 72-1103 ARMATURE PLATE COMPLETE HS-HA

**Order All Parts From Nearest Service Station or Dealer**

**Always Give Part Number and Motor Number**  
**CARBURETOR PARTS FOR HD THAT DIFFER FROM THOSE USED ON HS AND HA—Contd.**

Part No.	No. Required per Motor	NAME OF PART	Price
85-64	1	Nut - Plunger to Fork	.025
43-293	1	Knob - Needle Valve	.30
<b>CARBURETOR ASSEMBLIES FOR HS, HA AND HD</b>			
44-57	1	Carburetor Body and Nozzle	7.15
44-74	1	Plunger and Plate Assembly	.15
44-78	1	Carburetor and Exhaust Manifold and Plug Assembly (Order 44-57)	7.15
44-88	1	Carburetor - HS and HA	16.00
44-89	1	Carburetor - HD	16.00
44-94	1	Needle Valve (Use 42-64)	1.00

**REPAIR PARTS FOR HS-15, HA-15 AND HD-15 THAT DIFFER FROM THOSE USED ON HS, HA AND HD-39, 10 MOTORS**

Part No.	No. Required per Motor	NAME OF PART	Price
15-107	1	Lockwasher - Propeller Nut	.025
43-300,018	1	Gas Line - Tank to Carburetor	.15
43-300,020	1	Screw - Inner Casing Vent	.10
43-300,034	1	Propeller	2.10
<b>ASSEMBLIES</b>			
44-375,007	1	Inner Casing Assembly	1.65
44-375,022	1	Propeller Shaft and Gear Assembly (Order 44-375,170)	3.15
44-375,038	1	Gas Line - Tank to Carburetor	.35
44-375,046	1	Lower Unit Complete	52.00
44-375,048	1	Gearcase Complete with Gears and Shafts	41.00
44-375,103	1	Flange and Steering Bracket with Driveshaft Casing and Water Tube	10.25

**PARTS FOR HSL, HAL AND HDL-15 THAT DIFFER FROM THOSE USED ON HSL, HAL AND HDL-39 MOTORS**

Part No.	No. Required per Motor	NAME OF PART	Price
44-375,008	1	Outlet and Inner Casing Assembly	1.95
44-375,047	1	Lower Unit Complete	53.75
44-375,049	1	Gearcase Assembly Complete with Gears and Shafts	31.25
44-375,104	1	Flange and Steering Bracket with Driveshaft Casing and Water Tube	11.25

**Order All Parts From Nearest Service Station or Dealer**

Always Give Part Number and Motor Number

MAGNETO PARTS FOR HS, HA & HD MODEL MOTORS

Part No.	No. Required per Motor	NAME OF PART	Price
1-14	1	Nut .....	.025
3-27	1	Lockwasher - Timing Lever Screw - HS and HA	.025
3-28	2	Lockwasher - Timing Lever Screw - HD	.025
17-212	2	Lockwasher	.025
19-124	1	Screw - Stop - HS and HA	.025
21-283	1	Screw - Timing Lever	.025
25-74	2	Washer - Control Rod	.025
39-142	3	Pin - Swivel	.025
41-116	3	Washer - Swivel	.025
41-168	1	Screw	.025
43-147	1	Spring - Control Rod	.025
43-185	1	Brush	.15
43-233	2	Spring - Brush	.025
43-236	2	Screw	.15
43-243	1	Armature - Swivel	.15
43-247	1	Control Rod - Horizontal	.20
43-249	1	Screw - Hold-down Chip - HS and HA	.025
53-85	1	Timing Lever - HS and HA	.45
71-1536	1	Timing Lever - HD	.65
71-1537	1	Swivel - Armature Plate	.30
71-1539	1	Screw - Armature Plate Clamp	.05
71-1550	1	Washer - Oil Guard (Order 120896)	.025
71-1552	1	Oiling Felt - Breaker (Order 170947)	.05
71-1553	1	Timer Pin (Order 193526)	.15
71-1554	1	Condenser	1.00
71-1555	1	Heel Laminations (Obsolete)	.025
71-1556	1	Armature Base (Order 72-1079)	2.90
71-1558	1	Cover Plate - HS	.95
71-1562	1	Cover Plate - HD and HA	.85
71-1563	1	Distributor	1.25
71-1564	1	Brush Holder	.50
71-1565	2	Spring - Contact Plate (Obsolete)	.15
71-1567	1	Spring - Contact Plate	.10
71-1577	1	Oil Guard (Order 120896)	.025
71-1578	1	Oiling Felt (Order 170947)	.05
71-1579	1	Insulation Plate (Order 171065)	.05
71-1580	2	Insulation Bushing (Order 171186)	.025
71-1581	1	Spring Screw	.025
71-1582	1	Spring Assembly (Order 275,023)	.70
71-1583	1	Bracket and Point Assembly (Order 194521)	1.10
71-1584	1	Cable Clamp (Order 121125)	.025
71-1585	1	Screw for Brush Holder	.025
71-1589	4	Breaker Bracket - Lockplate (Order 121121)	.025
71-1590	1	Washer - Cutout (Order 171374)	.025
71-1591	2	Insulation Plate (Order 171537)	.05
71-1592	1	High Tension Lead - Short	.75
71-1594	1	High Tension Lead - Long	.75
71-1595	1	Screw - Cutout	.05
71-1596	1	Hold-down Chip - High Tension Leads - HS and HA	.05
71-1597	1	Hold-down Chip - High Tension Leads - HS and HA	.05
MAGNETO ASSEMBLIES FOR HS, HA AND HD			
MODEL MOTORS			
72-1073	1	Breaker Assembly - Complete	2.90
72-1084	1	Dome Assembly	12.50
72-1103	1	Armature Plate Complete - HS and HA	24.00
72-1104	1	Armature Plate Complete - HD	24.00
72-1105	1	Magneto Complete - HS and HA	36.25
72-1106	1	Magneto Complete - HD	36.25
72-1108	1	Coil Assembly	6.60

Order All Parts From Nearest Service Station or Dealer