


REPAIR PARTS CATALOG

For Model HD-25



JOHNSON MOTORS

Peterborough, Canada

Part No.

How to Order Parts

Give MOTOR NUMBER AND Model, which will be found on side of cylinder assembly.

- 2d. Look in list for part number which will show name.
- 3rd. Write order plainly, giving the motor number, part number, name of part.
- 4th. Show to whom parts are to be shipped.
- 5th. To insure quick service, ALWAYS INCLUDE REMITTANCE WITH POSTAGE TO COVER CARRYING CHARGES AND INSURANCE. Stamps are accepted as cash up to 50 cents. A minimum charge of .50 will be made on all orders amounting to less than that amount. All parts shipped insured at a charge of 5 cents extra.

IMPORTANT:

No replacements made unless regular claim is entered on form provided for that purpose by all authorized dealers or service stations.

ALL DEFECTIVE PARTS MUST BE RETURNED WITH CLAIM FORM PROPERLY FILLED IN, TRANSPORTATION PREPAID, before any replacements will be made.

All prices are subject to change without notice.

Care of Motors When Used in Salt Water

Regardless of the material used in the construction of an outboard motor, it will corrode and tarnish to a certain extent when used in salt water. It is of importance, therefore, to adhere closely to the following instructions if you want to receive the most from your motor.

1. Remove the motor from the boat when it is not in service.
2. Flush out the cooling system by running motor in fresh water.
3. Rinse off thoroughly with fresh water.
4. Wipe dry with a cloth.
5. Go over all the bright parts with an oily cloth, especially if the motor is to be stored for any length of time.

Warranty

All Johnson Motors (racing models excepted) are warranted to be free from defects in material and workmanship under normal use and service, our obligation under this Warranty being limited to making good at our factory in Peterborough, Canada, any part or parts thereof which shall, within three months after date of delivery to owner, be returned to us with transportation charges prepaid and which our examination shall disclose to our satisfaction to have been thus defective, this Warranty being expressly in lieu of all other warranties and representations, express or implied, and of all other liabilities in connection with the sale or use of our outboard motors.

This Warranty shall not apply to any outboard motor which shall have been repaired or altered outside of the factory in any way so as in our judgment, to affect its stability or reliability, nor which has been subject to misuse, negligence or accident.

CLAIMS MUST BE ENTERED ON ALL RETURNED GOODS

Regular claim forms are provided all our dealers, service stations and distributors. All claims must be entered on this form, No. SE-16, before parts are returned to factory. No part will be replaced unless this form is used. See your dealer for claim form.

All material — motors or parts — be returned to your nearest service station or direct to factory TRANSPORTATION CHARGES PREPAID.

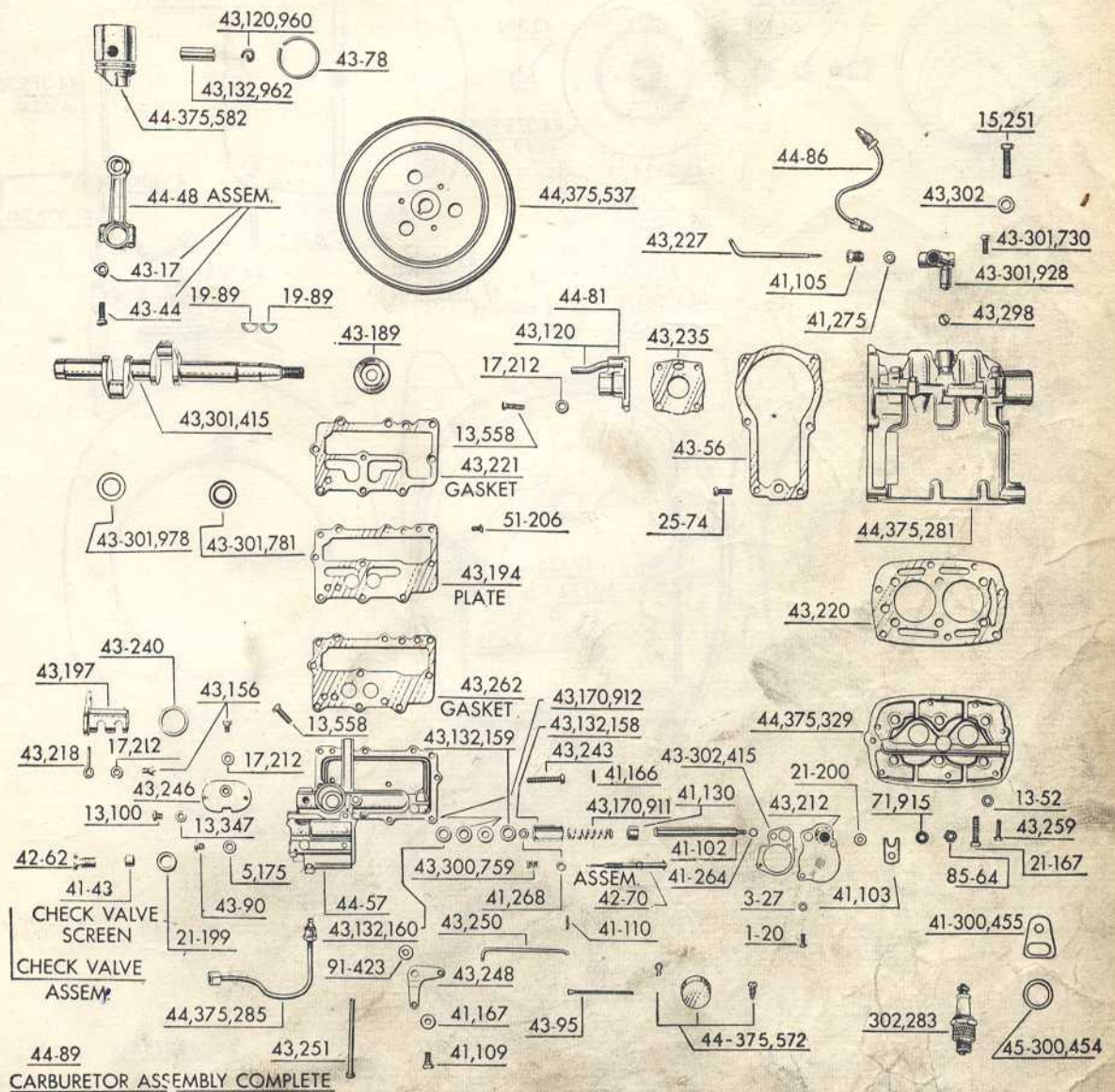
REMEMBER — ALWAYS request a claim form and properly fill it in before returning any material to our service station or direct to factory.

WARRANTY DOES NOT APPLY TO RACING MOTORS

Due to the excessive strains and stresses placed upon motors when used for racing, all Johnson of racing model or all other models when used for racing are sold with the distinct understanding that they are not guaranteed in any manner, and the Johnson Motors does not assume liability for injury or damage sustained from their use thereof.

Always Give Part Number and Motor Number

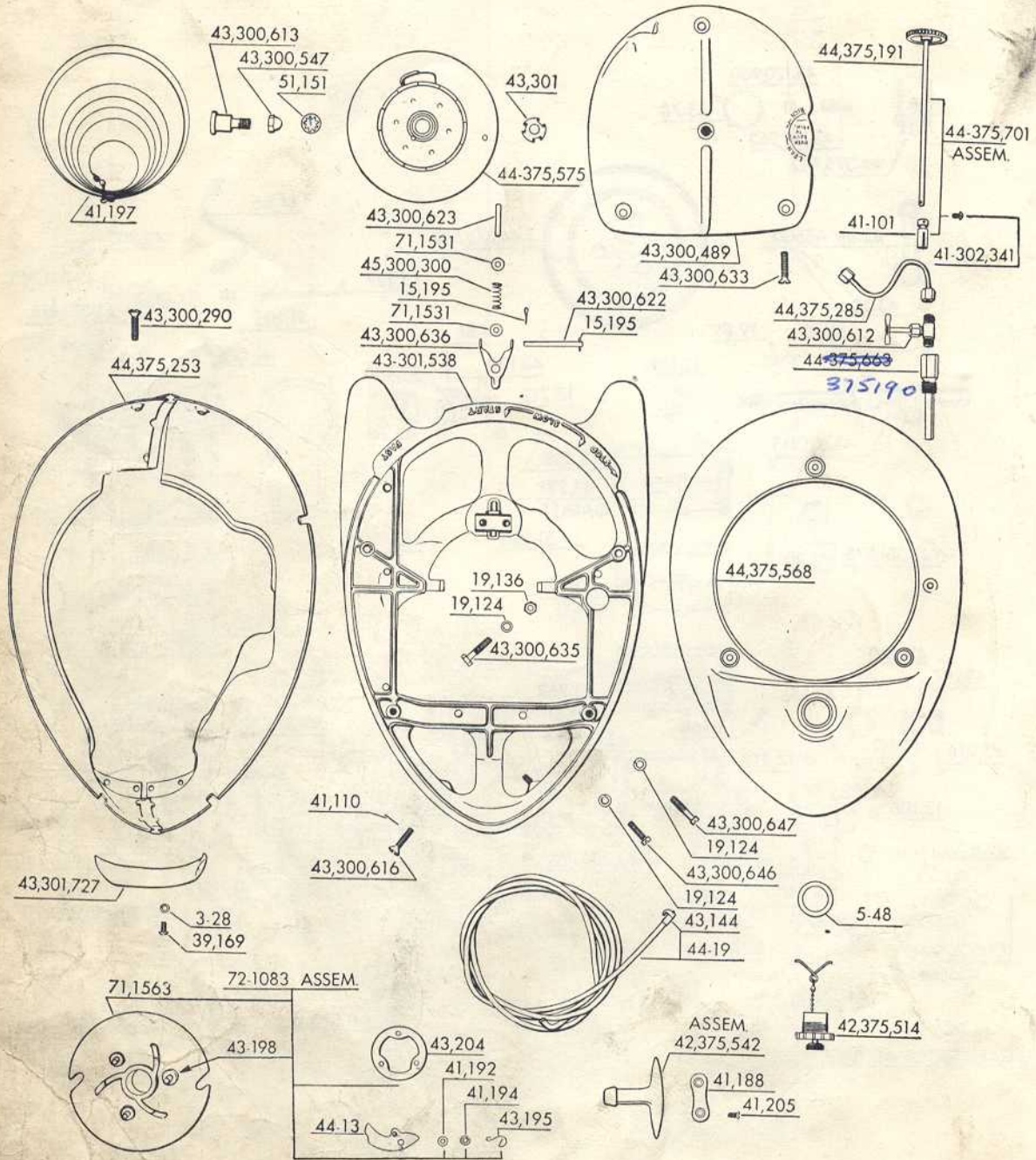
POWER HEAD AND CARBURETOR PARTS



Order All Parts from Nearest Service Station or Dealer

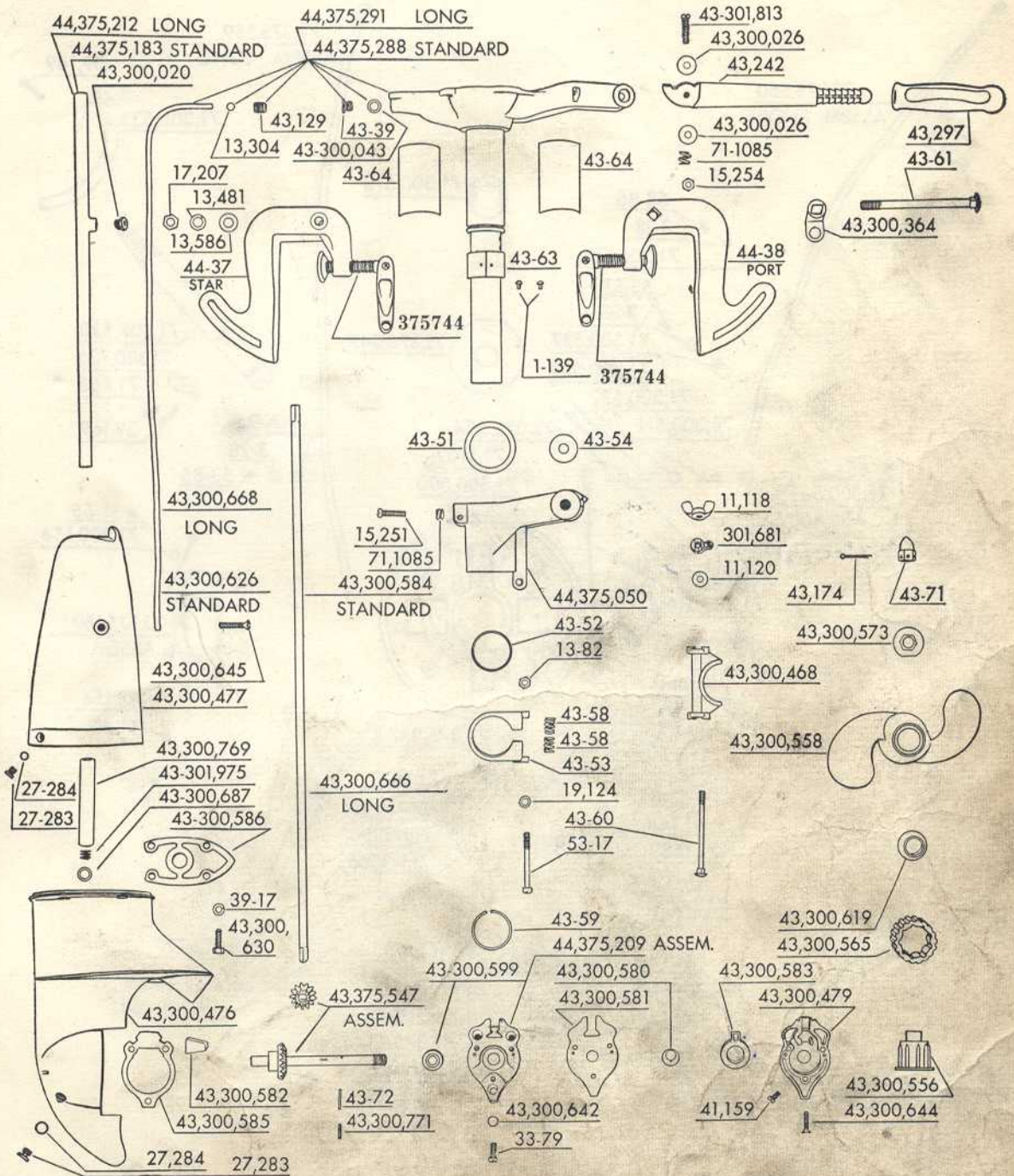
Always Give Part Number and Motor Number

POWER HEAD PARTS



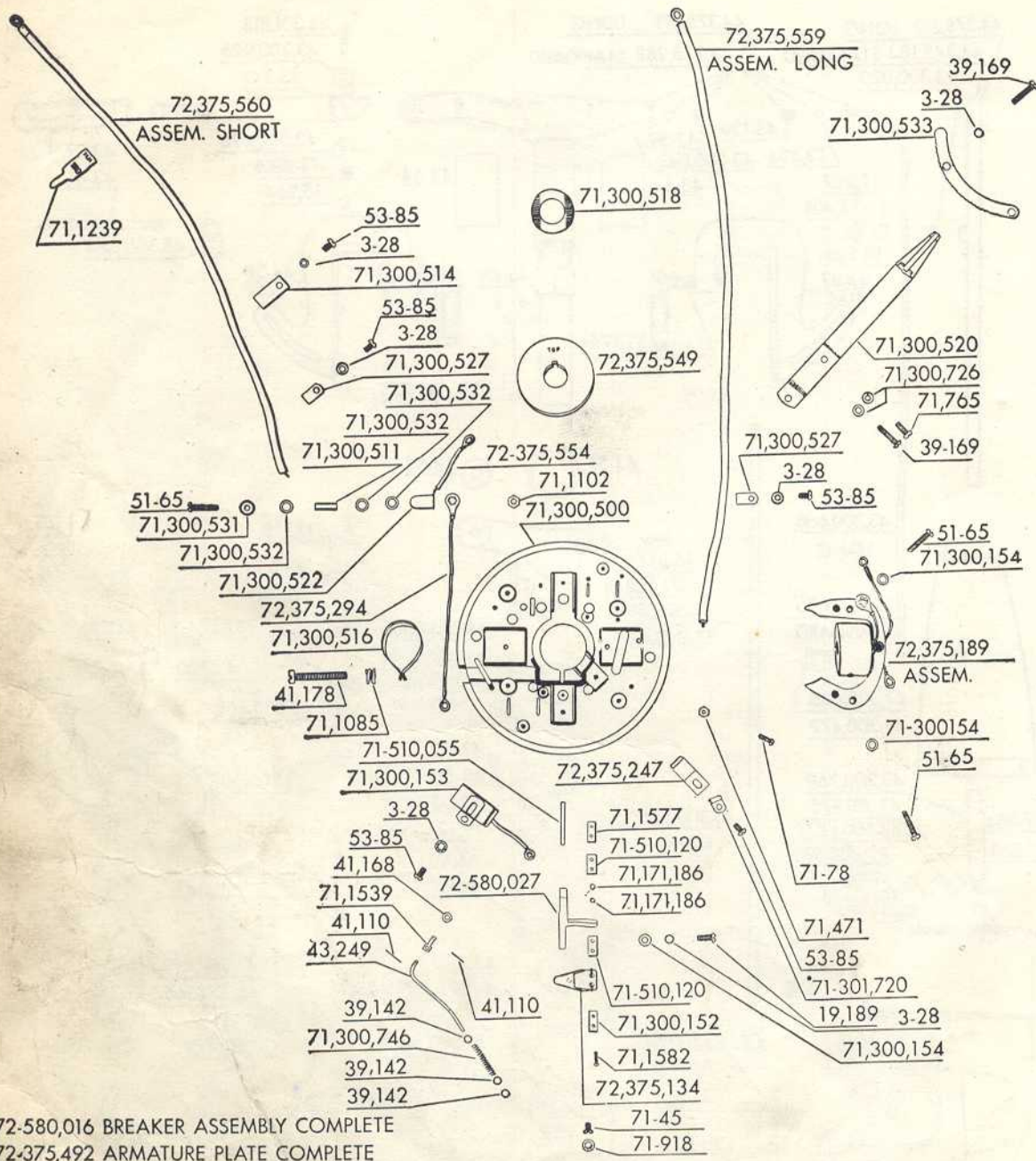
Order All Parts from Nearest Service Station or Dealer

LOWER UNIT PARTS



Order All Parts from Nearest Service Station or Dealer

MAGNETO PARTS



Order All Parts from Nearest Service Station or Dealer

Always Give Part Number and Motor Number

PARTS FOR MODEL HD-25 MOTOR

Part No.	No. Required Per Motor	DESCRIPTION	List Price Per Piece
1-20	2	Screw - Carburetor Cover.....	
1-139	2	Rivet - Thrust Socket Lining D S. Casing.....	
3-27	2	Lock Washer - Carburetor Cover Screw.....	
3-28	12	Lock Washer - Carrying Handle to Side Cover Screw Breaker and Ratchet Mounting and High Tension Lead Clamp and Condenser.....	
5-48	1	Gasket - Filler Cap.....	
5-175	1	Gasket - Float Pin Plug Screw.....	
11-118	1	Wing Nut - Thrust Socket Bolt.....	
11-120	1	Washer - Thrust Socket.....	
13-52	6	Lock Washer - Cylinder Head and Crankcase Screws.....	
13-82	1	Nut - Pilot Screws.....	
13-100	3	Screw - Cleanout.....	
13-304	1	Gland - Inlet Water Tube.....	
13-306	4	Gland - Slow Speed Gas Line and Gas Line Tank to Carburetor.....	
13-307	1	Nut - Gas Line - Tank to Carburetor.....	
13-347	3	Washer - Cleanout Screw.....	
13-481	1	Lock Washer - Tilting Shaft Nut.....	
13-558	11	Screw - Carburetor and Inner Flange.....	
13-586	1	Washer - Tilting Shaft.....	
15-195	2	Cotter Pin - Hinge Pin.....	
15-251	1	Screw - Swivel Bracket.....	
15-254	1	Nut - Steering Handle.....	
17-207	1	Nut - Tilting Shaft.....	
17-212	2	Lock Washer - Crankcase Head and Inner Flange.....	
17-212	2	Lock Washer - Barrel Valve Spring Intake Cover Screw.....	
19-89	2	Key - Crankshaft.....	
19-124	30	Lock Washer - Pilot Screw Mounting Plate to Crankcase, Cylinder Screw and Gas Tank Mounting (Reverse Lock Screw - HDL).....	
19-136	2	Nut - Mounting Plate to Crankcase Screw.....	
19-189	2	Screw - Breaker Mounting.....	
21-167	6	Screw - Cylinder Head.....	
21-199	1	Washer - Check Valve.....	
21-200	1	Washer - Fork to Plunger.....	
25-74	8	Screw - Crankcase Cover, Cylinder to Crankcase and Exhaust Flange.....	
27-17	1	Screw - Reverse Lock (HDL).....	
27-283	2	Screw - Oil Plug - Fill and Drain.....	
27-284	2	Washer - Oil Plug - Fill and Drain.....	
27-308	1	Nut - Slow Speed Gas Line and Gas Line Tank to Carburetor.....	
33-79	3	Screw - Gearcase Head.....	
39-17	4	Washer - Upper and Lower Gearcase Screw.....	
39-115	3	Plug - Gas Passage.....	
39-142	3	Washer - Control Rod.....	
39-169	7	Screw - Carrying Handle to Side Covers, Ratchet Mounting and Timing Lever.....	
41-31	1	Screen - Check Valve.....	
41-99	1	Needle Valve - High Speed.....	
41-101	1	Sieve - High Speed Needle Valve.....	
41-102	1	Plunger - Carburetor.....	
41-103	1	Fork - Plunger.....	
41-105	3	Nut - Slow Speed Needle Valve.....	
41-109	1	Screw - Bell Crank.....	
41-110	8	Pin - Control Rod and Side Cover Screws, Control Rod, Swivel Control.....	
41-130	1	Cup - Plunger.....	
41-159	1	Vent Screw - Pump Housing.....	
41-166	3	Groove Pin - Plunger.....	
41-167	1	Bow Washer - Bell Crank.....	

Order All Parts from Nearest Service Station or Dealer

Always Give Part Number and Motor Number

PARTS FOR MODEL HD-25 MOTOR

Part No.	No. Required Per Motor	DESCRIPTION	List Price Per Piece
41-168	1	Washer - Swivel.....	
41-172	1	Bushing - High Speed Needle.....	
41-178	1	Screw - Clamp for Armature Plate.....	
41-188	1	Clamp Plate - Rope Handle.....	
41-192	3	Washer - Equalizer.....	
41-194	3	Snap Ring - Pawl Pin.....	
41-197	1	Main Spring - Starter.....	
41-205	2	Screw - Clamp to Rope Handle.....	
41-219	1	Wrench.....	
41-264	1	Washer - Pump Plunger.....	
41-268	2	Washer - Needle Valve Spring.....	
41-275	3	Packing - Slow Speed Needle Valve.....	
42-62	1	Check Valve.....	
42-70	1	Needle Valve Assembly - High Speed.....	
43-16	1	Thrust Socket (HDL).....	
43-17	4	Lockplates - Connecting Rod Screw.....	
43-39	1	Plug - Water Tube Terminal.....	
43-44	4	Screw - Connecting Rod.....	
43-51	1	Thrust Washer - Swivel Bracket.....	
43-52	1	Lining - Pilot.....	
43-53	1	Pilot Band.....	
43-54	2	Thrust Washer - Tilting Shaft.....	
43-55	1	Reverse Lock (HDL).....	
43-56	1	Gasket - Exhaust Flange.....	
43-58	2	Spring - Pilot Band.....	
43-59	1	Snap Ring - Flange and Steering Bracket.....	
43-60	1	Bolt - Thrust Socket.....	
43-61	1	Tilting Shaft.....	
43-63	1	Lining - Thrust Socket.....	
43-64	2	Bushing - Swivel Bracket.....	
43-71	1	Nut - Propeller.....	
43-72	1	Drive Pin - Propeller.....	
43-78	4	Piston Ring.....	
43-95	1	Float Pin.....	
43-120	1	Tube - Water Outlet, Crankcase Head.....	
43-128	1	Feeler Gauge.....	
43-129	1	Nut - Water Tube - Upper.....	
43-144	1	Anchor - Starting Rope.....	
43-156	2	Screw - Barrel Valve Spring and Intake Cover.....	
43-174	1	Cotter Pin - Propeller Nut.....	
43-189	1	Nut - Crankshaft.....	
43-194	1	Plate - Muffler to Cylinder.....	
43-195	3	Spring for Starter Pawl.....	
43-197	1	Barrel Valve.....	
43-204	1	Equalizer - Starter.....	
43-212	1	Cover - Carburetor.....	
43-218	1	Spring - Barrel Valve.....	
43-220	1	Gasket - Cylinder Head.....	
43-221	1	Gasket - Muffler to Cylinder.....	
43-222	1	Plug - Cylinder Head.....	
43-227	1	Needle Valve - Slow Speed.....	
43-235	1	Gasket - Inner Flange.....	
43-240	1	Washer - Barrel Valve to Carburetor.....	
43-242	1	Steering Handle.....	
43-243	1	Screw - Carburetor and Exhaust Manifold to Cyl.....	
43-246	1	Cover - Carburetor Intake.....	
43-248	1	Bell Crank - Carburetor.....	
43-249	1	Control Rod - Horizontal.....	
43-250	1	Control Rod - Vertical.....	
43-251	1	Screw - Carburetor and Exhaust Manifold to Cyl.....	
43-253	1	Socket Wrench (Flywheel Nut).....	
43-259	7	Screw - Cylinder Head.....	

Order All Parts from Nearest Service Station or Dealer

Always Give Part Number and Motor Number

PARTS FOR MODEL HD-25 MOTOR

Part No.	No. Required Per Motor	DESCRIPTION	List Price Per Piece
43-261	1	Nozzle - Carburetor.....	
43-262	1	Gasket - Plate to Muffler.....	
43-297	1	Rubber Grip - Steering Handle.....	
43-298	1	Seat - Slow Speed Intake.....	
43-301	1	Washer - Shoulder Screw.....	
43-302	6	Washer - Crankcase Screws.....	
44-13	3	Pawl and Post Assembly.....	
44-19	1	Starter Rope and Anchor.....	
44-37	1	Stern Bracket and Clamp Screw Assembly - Star.....	
44-38	1	Stern Bracket and Clamp Screw Assembly - Port.....	
44-48	2	Connecting Rod and Lockplates.....	
44-57	1	Carburetor Body and Nozzle.....	
44-70	2	Piston and Connecting Rod Assembly.....	
44-81	1	Inner Flange and Tube Assembly.....	
44-83	1	Steering Handle Assembly.....	
44-86	1	Gasoline Line - Slow Speed.....	
44-89	1	Carburetor Complete.....	
51-65	5	Screw - Lamination Mounting and Stop Switch.....	
51-151	1	Lock Washer - Shake-Proof, Shoulder Screw.....	
51-206	3	Screw - Plate to Muffler.....	
53-17	1	Screw - Pilot Band.....	
53-85	5	Screw - Condenser - Oiler & Lead Clamp Mounting.....	
71-45	4	Screw - Bar Nut.....	
71-78	2	Screw - Ground.....	
71-471	2	Nut - Ground.....	
71-765	1	Screw - Timing Lever.....	
71-915	1	Lockwasher - Plunger Nut.....	
71-918	4	Lockwasher - Shake-Proof - Terminal Bar Screw.....	
71-1085	2	Spring - Clamp Screw - Swivel Bracket.....	
71-1102	1	Nut - Stop Switch.....	
71-1239	1	Marker - High Tension Lead.....	
71-1531	2	Washer - Ratchet Spring.....	
71-1539	1	Swivel Control.....	
71-1563	1	Starter Plate.....	
71-1577	2	Bar Nut - Breaker.....	
71-1582	4	Screw - Terminal Bar.....	
72-1083	1	Starter Pulley and Pawl Assembly.....	
85-64	1	Nut - Plunger to Fork.....	
43-120960	4	Lock Ring - Wrist Pin.....	
43-132158	1	Sleeve - Plunger.....	
43-132159	1	Packing Washer - Top.....	
43-132160	1	Packing Washer - Bottom.....	
43-132962	2	Wrist Pin.....	
43-170911	1	Spring - Plunger.....	
43-170912	2	Packing Washer - Leather.....	
71-171186	4	Insulation Bushing.....	
43-300020	1	Screw - Inner Driveshaft Casing Vent.....	
43-300026	2	Washer - Steering Handle.....	
71-300152	2	Terminal Bar.....	
71-300153	2	Condenser.....	
71-300154	6	Washer - Breaker and Lamination Screw.....	
45-300300	1	Spring - Ratchet Pawl.....	
43-300346	1	Pin - Needle Valve to Sleeve.....	
43-300364	1	Link - Safety Chain.....	
45-300454	1	Grommet - Ignition Lead.....	
41-300455	1	Anchor - Ignition Lead.....	
43-300468	1	Thrust Socket.....	
43-300476	1	Gearcase - Lower.....	
43-300477	1	Gearcase - Upper.....	
43-300479	1	Pump Housing.....	
43-300489	1	Starter Housing.....	
71-300500	1	Armature Plate.....	
71-300511	1	Tubing - Insulation Stop Switch.....	

Order All Parts from Nearest Service Station or Dealer

Always Give Part Number and Motor Number

PARTS FOR MODEL HD-25 MOTOR

Part No.	No. Required Per Motor	DESCRIPTION	List Price Per Piece
71-300514	1	Clamp - High Tension Lead.....	
71-300516	1	Bearing Shim.....	
71-300518	1	Spring Washer - Rotor Holding.....	
71-300520	1	Timing Lever.....	
71-300522	1	Contact - Stop Switch.....	
71-300527	1	Clamp - High Tension Lead.....	
71-300531	1	Cup Washer - Stop Switch.....	
71-300532	3	Washer - Insulation Stop Switch.....	
71-300533	1	Ratchet - Armature Plate.....	
43-300547	1	Nut - Starter, Acorn.....	
43-300556	1	Propeller Hub.....	
43-300558	1	Propeller.....	
43-300565	1	Propeller Ring.....	
43-300573	1	Washer - Outer - Propeller.....	
43-300580	1	Eccentric - Pump.....	
43-300581	1	Plate - Pump.....	
43-300582	1	Seal - Water Tube.....	
43-300583	1	Rotor - Pump.....	
43-300584	1	Driveshaft.....	
43-300585	1	Gasket - Gearcase Head.....	
43-300586	1	Gasket - Upper and Lower Gearcase.....	
43-300599	1	Grease Retainer - Propeller Shaft.....	
43-300611	2	Dowel Pin - Gearcase Head.....	
43-300612	1	Shut-off Valve Assembly.....	
43-300613	1	Shoulder Screw - Starter.....	
43-300616	2	Screw - Side Cover to Mounting Plate - Rear.....	
43-300619	1	Bushing - Propeller.....	
43-300622	1	Ratchet Pin.....	
43-300623	1	Spring Pin.....	
43-300626	1	Water Tube - Inlet.....	
43-300630	4	Screw - Upper and Lower Gearcase.....	
43-300633	3	Screw - Housing - Starter.....	
43-300635	2	Screw - Mounting Plate to Crankcase.....	
43-300636	1	Pawl - Armature Plate Ratchet.....	
43-300642	3	Lockwasher - Gearcase Head Screws.....	
43-300644	3	Screw - Pump Housing to Gearcase Head.....	
43-300645	1	Screw - Clamp - Gearcase - Upper.....	
43-300646	2	Screw - Mounting Plate to Cylinder.....	
43-300647	4	Screw - Gas Tank to Mounting Plate.....	
41-300661	2	Nut - Gasoline Line.....	
43-300666	1	Driveshaft (HDL).....	
43-300668	1	Water Tube - Inlet.....	
43-300687	1	Seal - Driveshaft.....	
43-401480	1	Transfer - Star.....	
43-401481	1	Transfer - Port.....	
43-401485	1	Oiling and Starting Instructions.....	
71-300726	2	Lockwasher - Timing Lever.....	
71-300746	1	Spring - Control Rod.....	
43-300759	1	Spring - High Speed Needle.....	
43-300769	2	Retainer - Gearcase.....	
43-300771	1	Pin - Lock - Pump Eccentric.....	
43-301415	1	Crankshaft.....	
43-301538	1	Mounting Plate.....	
43-301681	1	Lockplate - Stern Bracket.....	
71-301720	1	Clip - Oiler Mounting Screw.....	
43-301727	1	Carrying Handle.....	
43-301781	1	Oil Slinger.....	
43-301928	1	Slow Speed Intake.....	
43-301975	1	Spring - Pinion Shaft Seal.....	
43-301978	1	Felt Washer - Top Bearing - Crankshaft.....	
302283	2	Spark Plugs.....	
43-302341	1	Screw - Adjusting Rod to Sleeve.....	
302415	1	Gasket - Carburetor Cover to Carburetor Body.....	

Order All Parts from Nearest Service Station or Dealer

Always Give Part Number and Motor Number

PARTS FOR MODEL HD-25 MOTOR

Part No.	No. Required Per Motor	DESCRIPTION	List Price Per Piece
44-375050	1	Swivel Bracket	
72-375134	2	Spring and Point Assembly - Breaker	
44-375183	1	Inner Driveshaft Casing Assembly	
44-375190	1	Connector and Screen Assembly	
44-375191	1	Adjusting Rod and Knob Assembly	
44-375209	1	Gearcase Head and Dowel Pin Assembly	
44-375212	1	Inner Driveshaft Casing (HDL)	
72-375247	1	Oiler Assembly	
72-375248	1	Lead - Coil to Ground	
44-375253	1	Shroud, Handle and Finishing Strip Assembly	
44-375264	1	Starter Housing Assembly	
44-375278	1	Tool Kit Assembly	
44-375281	1	Cylinder and Crankcase Assembly	
44-375285	1	Gasoline Line - Tank to Carburetor	
44-375288	1	Driveshaft Casing and Water Tube Assembly	
44-375289	1	Gearcase Assembly Complete with Gears & Shafts	
44-375290	1	Lower Unit Complete Less Propeller	
44-375291	1	Driveshaft Casing and Water Tube Assembly (HDL)	
44-375292	1	Gearcase Complete with Gears & Shafts (HDL)	
44-375293	1	Lower Unit Complete Less Propeller (HDL)	
72-375294	1	Lead - Breaker to Switch - Long	
72-375295	2	Terminal Assembly for Ignition Lead	
44-375329	1	Cylinder Head and Plug Assembly	
72-375492	1	Armature Plate Complete	
44-375514	1	Filler Cap Assembly - Gasoline Tank	
44-375537	1	Flywheel	
44-375542	1	Handle - Starter	
44-375547	1	Propeller Shaft and Gear Assembly	
72-375549	1	Rotor Assembly	
72-375554	1	Lead Assembly - Short	
72-375559	1	High Tension Lead Assembly - Long	
72-375560	1	High Tension Lead Assembly - Short	
44-375568	1	Gasoline Tank and Filler Cap Assembly	
44-375572	1	Float Assembly - Carburetor	
44-375575	1	Starter Pulley Assembly	
44-375582	2	Piston and Dowel Pin Assembly	
42-375663*	1	Connector and Filter Assembly - Gas Tank	
44-375701	1	Adjusting Rod and Sleeve Assembly	
375744	2	Clamp Screw and Swivel Plate	
71-510055	2	Push Rod - Breaker	
71-510120	4	Lead Assembly - Breaker to Switch - Short	
72-580016	1	Breaker Assembly Complete	
72-580027	1	Breaker Bracket and Point Assembly	
580084	2	Coil and Core	

Order All Parts from Nearest Service Station or Dealer

LARKS FOR MOUNT BGS MOTOR

	Jw					
	3	1.5'	10 ^{BD}	25'S	25'E	
5/6	8	14	11	5	5	43
			2			



- BA - 40
- B 35
- BC - 25
- BD - 20
- BE - 15
- Prof. Ref. 20
- under screws 25^{0/10}