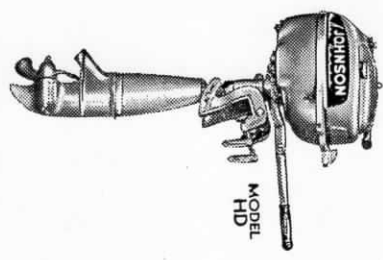


# REPAIR PARTS CATALOG

For Model HD-25

*1946-50  
2.5 hp*



**JOHNSON MOTORS**

Waukegan, Illinois, U.S.A.

All Prices Subject to Change Without Notice

## How to Order Parts

- 1st. Give MOTOR SERIAL NUMBER AND Model, which will be found on cover plate of mag-neto.
- 2nd. Look in list for part number which will show name and price per piece.
- 3rd. Write order plainly, giving the motor number, part number, name of part and price per piece.
- 4th. Show to whom parts are to be shipped.
- 5th. To insure quick service, ALWAYS INCLUDE REMITTANCE WITH POSTAGE TO COVER CARRYING CHARGES AND INSURANCE. Stamps are accepted as cash up to 25 cents. A minimum charge of 25¢ will be made on all orders amounting to less than that amount. All parts shipped insured at a charge of 5 cents extra.

### IMPORTANT:

No replacements made unless regular claim is entered on form provided for that purpose by all authorized dealers or service stations.  
**ALL DEFECTIVE PARTS MUST BE RETURNED WITH CLAIM FORM PROPERLY FILLED IN, TRANSPORTATION PREPAID**, before any replacements will be made.  
 All prices are subject to change without notice.

## Care of Motors When Used in Salt Water

Regardless of the material used in the construction of an outboard motor, it will corrode and tarnish to a certain extent when used in salt water. It is of importance, therefore, to adhere closely to the following instructions if you want to receive the most from your motor.

1. Remove the motor from the boat when it is not in service.
2. Flush out the cooling system as soon as possible.
3. Rinse off thoroughly with fresh water.
4. Wipe dry with a cloth.
5. Go over all the bright parts with an oily cloth, especially if the motor is to be stored for any length of time.

## Warranty

All Johnson Motors (tracing models excepted) are warranted to be free from defects in material and workmanship under normal use and service, our obligation under this Warranty being limited to making good at our factory in Waukegan, Illinois, any part or parts thereof which shall, within three months after date of delivery to owner, be returned to us with transportation charges prepaid, and which on our examination shall disclose to our satisfaction to have been thus defective, this Warranty being expressly in lieu of all other warranties and representations, express or implied, and of all other liabilities in connection with the sale or use of our outboard Motors.

This Warranty shall not apply to any outboard motor which shall have been repaired or altered outside of the factory in any way so as in our judgement, to affect its stability or reliability, nor which has been subject to misuse, negligence or accident.

### CLAIMS MUST BE ENTERED ON ALL RETURNED GOODS

Regular claim forms are provided at all our dealers, service stations and distributors. All claims must be entered on this form, No. SF-16, before parts are returned to factory. No part will be replaced unless this form is used. See your dealers for claim form.

All material—motors or parts—be returned to your nearest service station or dealer—TRANSPORTATION CHARGES PREPAID.

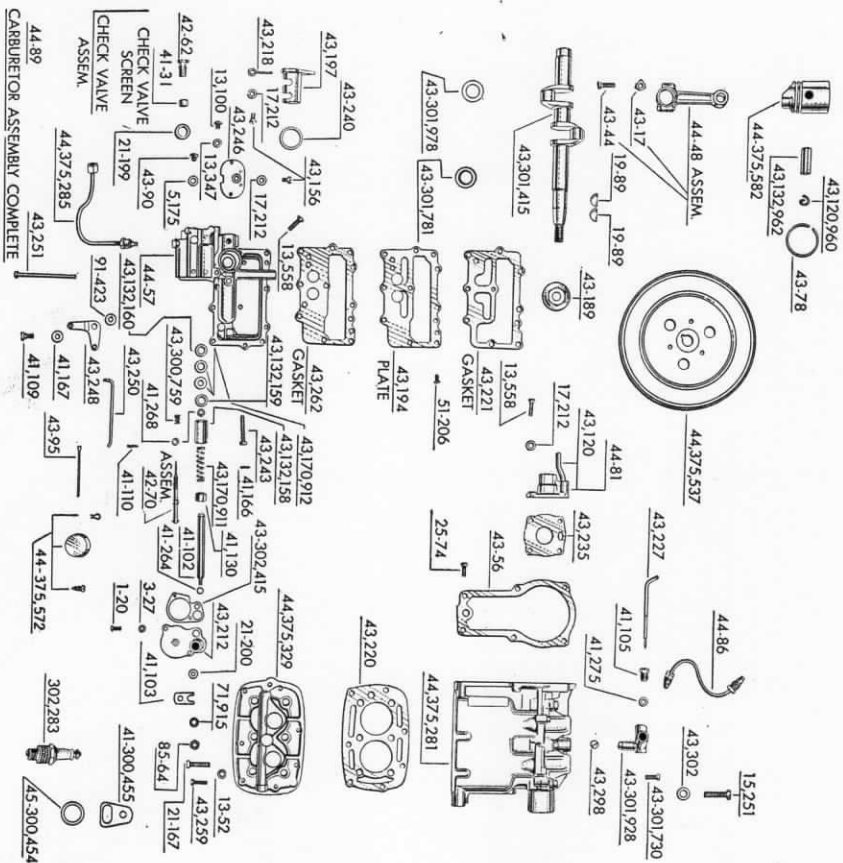
REMEMBER—ALWAYS request a claim form and properly fill it in before returning any material to our service station or distributor.

### WARRANTY DOES NOT APPLY TO RACING MOTORS

Due to the excessive strains and stresses placed upon motors when used for racing, all Johnson motors of racing model or all other models when used for racing are sold with the distinct understanding that they are not guaranteed in any manner, and that Johnson Motors does not assume any responsibility for injury or damage sustained from their use thereof.

## Always Give Part Number and Motor Number

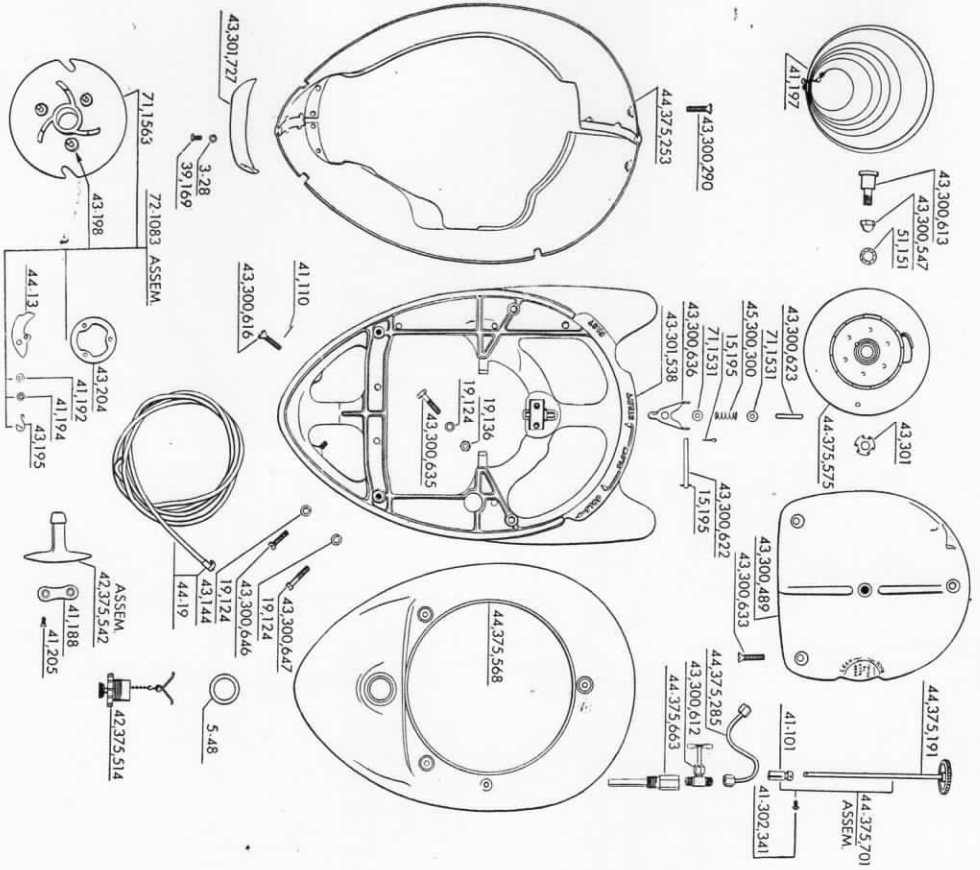
### POWER HEAD AND CARBURETOR PARTS



Order All Parts from Nearest Service Station or Dealer

Always Give Part Number and Motor Number

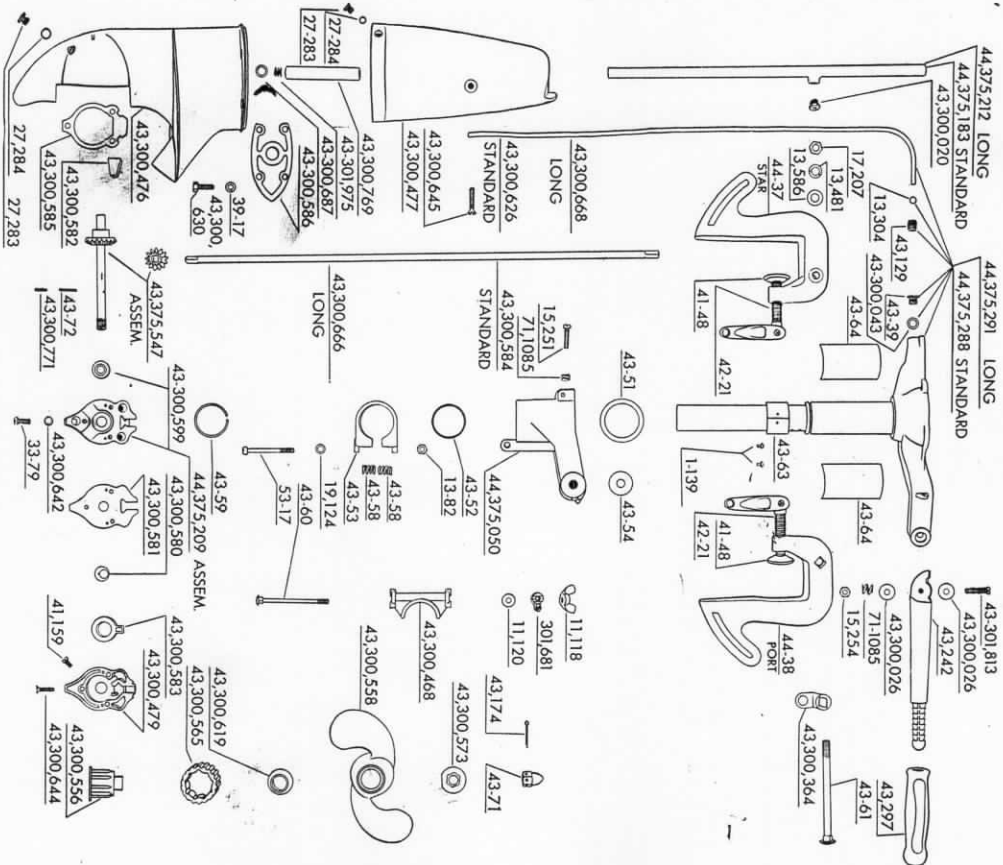
### POWER HEAD PARTS



Order All Parts from Nearest Service Station or Dealer

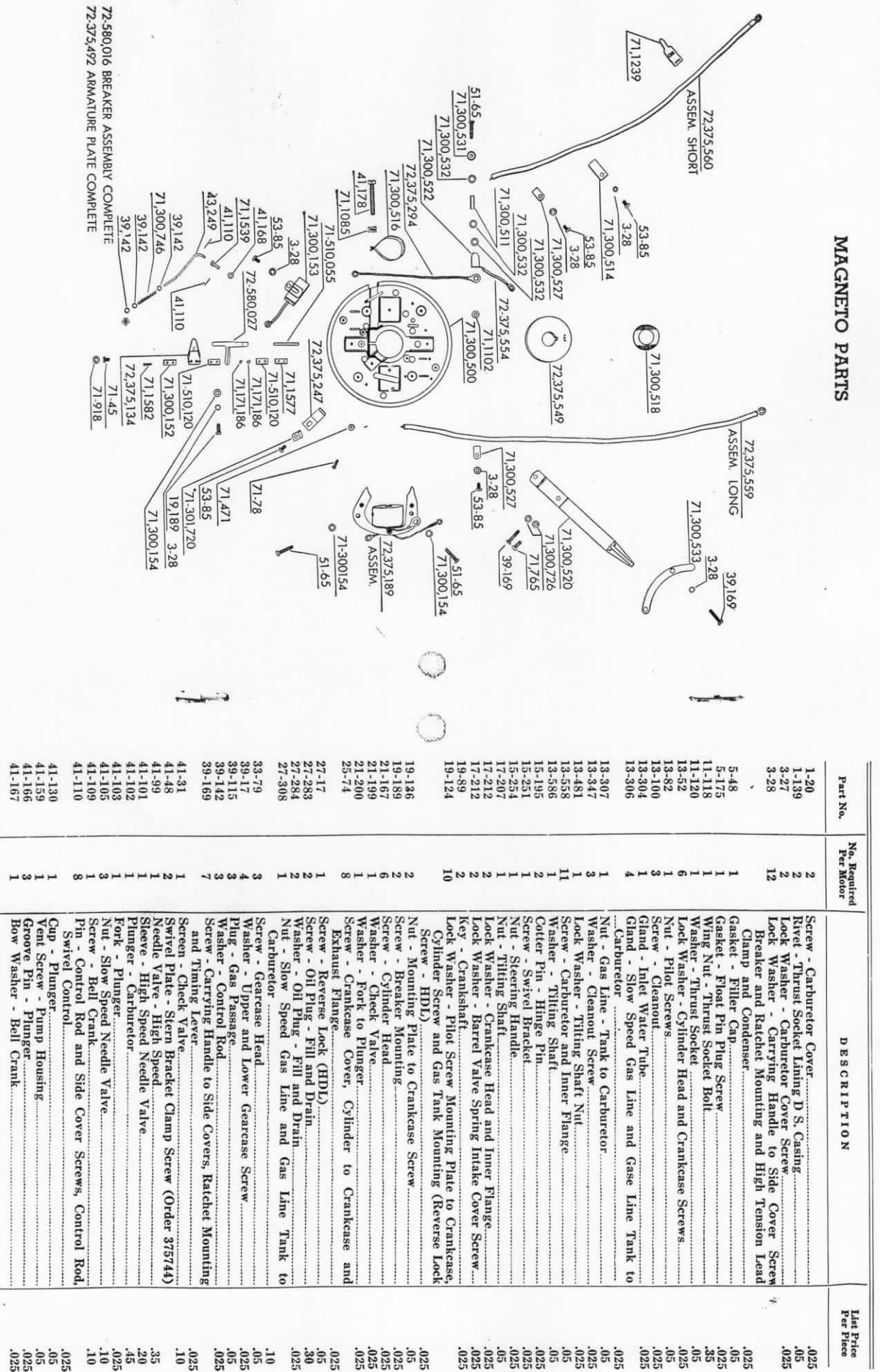
Always Give Full Number and Motor Number

### LOWER UNIT PARTS



Order All Parts from Nearest Service Station or Dealer

MAGNETO PARTS



Part No.	No. Required Per Motor	DESCRIPTION	List Price Per Piece
1-20	2	Screw - Carburetor Cover.....	.025
1-139	2	Rivet - Thrust Socket Lining D S. Casine.....	.05
3-27	2	Lock Washer - Carburetor Cover Screw.....	.025
3-28	12	Lock Washer - Carrying Handle to Side Cover Screw Breaker and Ratchet Mounting and High Tension Lead Clamp and Condenser.....	.025
5-48	1	Gasket - Filler Cap.....	.05
5-175	1	Gasket - Float Pin Plug Screw.....	.025
11-118	1	Wing Nut - Thrust Socket Bolt.....	.35
11-120	1	Washer - Thrust Socket.....	.05
13-52	6	Lock Washer - Cylinder Head and Crankcase Screws.....	.025
13-82	1	Nut - Pilot Screws.....	.05
13-100	3	Screw - Cleanout.....	.025
13-304	1	Gland - Inlet Water Tube.....	.025
13-306	4	Gland - Slow Speed Gas Line and Gase Line Tank to Carburetor.....	.025
13-307	1	Nut - Gas Line - Tank to Carburetor.....	.025
13-347	3	Washer - Cleanout Screw.....	.05
13-481	1	Lock Washer - Tilling Shaft Nut.....	.025
13-538	11	Screw - Carburetor and Inner Plange.....	.025
13-586	11	Washer - Tilling Shaft.....	.05
15-195	2	Cotter Pin - Hinge Pin.....	.025
15-251	1	Screw - Swivel Bracket.....	.025
15-254	1	Nut - Steering Handle.....	.025
17-207	1	Nut - Tilling Shaft.....	.05
17-212	2	Lock Washer - Crankcase Head and Inner Plange.....	.025
17-212	2	Lock Washer - Barrel Valve Spring Intake Cover Screw.....	.025
19-89	2	Key - Crankshaft.....	.025
19-124	10	Lock Washer - Pilot Screw Mounting Plate to Crankcase, Cylinder Screw and Gas Tank Mounting (Reverse Lock Screw - HDL).....	.025
19-124	2	Nut - Mounting Plate to Crankcase Screw.....	.05
19-124	2	Screw - Breaker Mounting.....	.025
19-189	6	Washer - Cylinder Head.....	.025
21-167	1	Washer - Check Valve.....	.025
21-199	1	Washer - Fork to Plunger.....	.025
21-200	1	Screw - Crankcase Cover, Cylinder to Crankcase and Exhaust Flange.....	.025
25-74	8	Screw - Reverse Lock (HDL).....	.025
27-17	1	Screw - Oil Plug - Fill and Drain.....	.05
27-283	2	Washer - Oil Plug - Fill and Drain.....	.30
27-284	2	Nut - Slow Speed Gas Line and Gas Line Tank to Carburetor.....	.025
27-308	1	Screw - Gearcase Head.....	.10
33-79	3	Washer - Upper and Lower Gearcase Screw.....	.05
39-17	4	Plug - Gas Passage.....	.025
39-115	3	Washer - Control Rod.....	.05
39-142	3	Screw - Carrying Handle to Side Covers, Ratchet Mounting and Timing Lever.....	.025
39-169	7	Screen - Check Valve.....	.025
41-31	1	Swivel Plate - Stern Bracket Clamp Screw (Order 375744).....	.10
41-48	2	Needle Valve - High Speed.....	.35
41-99	1	Plunger - High Speed Needle Valve.....	.20
41-101	1	Plunger - Carburetor.....	.45
41-102	1	Nut - Slow Speed Needle Valve.....	.025
41-103	3	Screw - Bell Crank.....	.10
41-105	1	Pin - Control Rod and Side Cover Screws, Control Rod, Swivel Control.....	.10
41-109	1	Cup - Plunger.....	.025
41-130	1	Vent Screw - Pump Housing.....	.05
41-159	1	Groove Pin - Plunger.....	.05
41-165	3	Bow Washer - Bell Crank.....	.025
41-167	1		.025

Order All Parts from Nearest Service Station or Dealer

Order All Parts from Nearest Service Station or Dealer



**PARTS FOR MODEL HD-25 MOTOR**

Part No.	DESCRIPTION	No. Required Per Motor	Last Price Per Piece
41-168	Washer - Swivel	1	.025
41-172	Bushing - High Speed Needle	1	.10
41-178	Screw - Clamp for Armature Plate	1	.025
41-188	Clamp Plate - Rope Handle	1	.05
41-192	Washer - Equalizer	3	.025
41-194	Snap Ring - Pawl Pin	3	.025
41-197	Main Spring - Starter	1	1.10
41-205	Screw - Clamp to Rope Handle	1	.025
41-219	Wrench	1	.025
41-264	Washer - Needle Valve Spring	1	.025
41-268	Packing - Slow Speed Needle Valve	2	.025
41-275	Clamp Screw (Order 375744)	2	.025
42-21	Check Valve	1	1.10
42-70	Needle Valve Assembly - High Speed	1	.75
43-16	Thrust Socket (HDL)	1	.75
43-17	Lockplates - Connecting Rod Screw	4	.025
43-39	Plug - Water Tube Terminal	1	.10
43-44	Screw - Connecting Rod	4	.05
43-51	Thrust Washer - Swivel Bracket	1	.15
43-52	Lining - Pilot	1	.30
43-53	Pilot Band	1	.70
43-54	Thrust Washer - Tilting Shaft	2	.025
43-55	Reverse Lock (HDL)	1	.75
43-56	Gasket - Exhaust Flange	1	.10
43-58	Spring - Pilot Band	2	.05
43-59	Snap Ring - Flange and Steering Bracket	1	.05
43-60	Bolt - Thrust Socket	1	.30
43-61	Tilting Shaft	1	.15
43-63	Lining - Thrust Socket	1	.15
43-64	Bushing - Swivel Bracket	1	.45
43-71	Nut - Propeller	2	.35
43-72	Drive Pin - Propeller	1	.025
43-78	Piston Ring	4	.35
43-95	Float Pin	1	.15
43-120	Tube - Water Outlet, Crankcase Head	1	.10
43-128	Feeler Gauge	1	.10
43-129	Nut - Water Tube - Upper	1	.15
43-144	Anchor - Starting Rope	1	.30
43-156	Cotter Pin - Propeller Nut	1	.025
43-174	Nut - Crankshaft	1	.025
43-189	Plate - Muffler to Cylinder	1	.35
43-194	Spring for Starter Pawl	1	.05
43-195	Barrel Valve	3	.75
43-197	Equalizer	1	.05
43-204	Cover - Carburetor - Starter	1	.30
43-212	Spring - Barrel Valve	1	.10
43-218	Gasket - Cylinder Head	1	.15
43-220	Gasket - Muffler to Cylinder	1	.05
43-221	Plug - Cylinder Head	1	.025
43-222	Needle Valve - Slow Speed	1	.30
43-227	Gasket - Inner Flange	1	.05
43-235	Steering Handle	1	.025
43-240	Washer - Barrel Valve to Carburetor	1	.05
43-242	Washer - Barrel Valve to Carburetor	1	.025
43-243	Washer - Barrel Valve to Carburetor	1	.025
43-246	Screw - Carburetor Intake	1	.10
43-248	Ball Crank - Carburetor	1	.10
43-249	Control Rod - Horizontal	1	.20
43-250	Control Rod - Vertical	1	.30
43-251	Screw - Carburetor and Exhaust Manifold to Cyl.	1	.05
43-253	Socket Wrench (Flywheel Nut)	1	.35
43-259	Screw - Cylinder Head	7	.025

Order All Parts from Nearest Service Station or Dealer

**Always Give Part Number and Motor Number  
PARTS FOR MODEL HD-25 MOTOR**

Part No.	DESCRIPTION	No. Required Per Motor	Last Price Per Piece
43-261	Nozzle - Carburetor	1	.10
43-262	Gasket - Plate to Muffler	1	.10
43-297	Rubber Grip - Steering Handle	1	.55
43-298	Seat - Slow Speed Intake	1	.025
43-301	Washer - Shoulder Screw	1	.05
43-302	Washer - Crankcase Screws	6	.025
44-13	Washer and Post Assembly	3	.15
44-19	Starter Rope and Anchor	1	1.75
44-37	Stern Bracket and Clamp Screw Assembly - Star	1	1.65
44-38	Connecting Rod and Clamp Screw Assembly - Port	1	1.65
44-48	Connecting Rod and Lockplates	2	2.50
44-57	Carburetor Body and Nozzle	1	7.15
44-70	Piston and Connecting Rod Assembly	2	5.80
44-81	Inner Flange and Tube Assembly	1	.70
44-86	Steering Handle Assembly	1	1.65
44-88	Gasoline Line - Slow Speed	1	.50
44-89	Carburetor Complete	1	16.00
51-65	Screw - Lamination Mounting and Stop Switch	5	.025
51-151	Lock Washer - Shake-Proof, Shoulder Screw	1	.025
51-206	Screw - Plate to Muffler	3	.025
53-17	Screw - Pilot Band	1	.10
53-85	Screw - Condenser - Oiler & Lead Clamp Mounting	5	.025
71-45	Screw - Bar Nut	4	.025
71-78	Screw - Ground	2	.025
71-71	Nut - Ground	2	.025
71-75	Screw - Tilting Lever	1	.025
71-915	Lockwasher - Plunger Nut	1	.025
71-918	Lockwasher - Shake-Proof - Terminal Bar Screw	1	.025
71-918	Spring - Clamp Screw - Swivel Bracket	4	.025
71-1085	Nut - Stop Switch	2	.10
71-1102	Marker - High Tension Lead	1	.025
71-1239	Washer - Hatchet Spring	1	.05
71-1531	Swivel Control	2	.025
71-1539	Starter Plate	1	.30
71-1563	Bar Nut - Breakeer	1	.85
71-1577	Screw - Terminal Bar	1	.10
71-1582	Starter Pulley and Pawl Assembly	1	.025
72-1083	Nut - Plunger to Fork	4	2.50
85-64	Lock Ring - Wrist Pin	1	.025
120960	Sleeve - Plunger	1	.025
132155	Packing Washer - Top	1	.45
132159	Packing Washer - Bottom	1	.05
132160	Wrist Pin	1	.15
132962	Spring - Plunger	2	.35
170911	Packing Washer - Leather	1	.15
170912	Insulation Bushing	2	.15
171186	Screw - Inner Driveshaft Casing Vent	4	.025
300020	Washer - Inner Driveshaft Casing Vent	1	.10
300026	Washer - Steering Handle	2	.025
300152	Terminal Bar	2	.025
300153	Condenser	1	.90
300154	Washer - Breakeer and Lamination Screw	1	.025
300300	Spring - Ratchet Pawl	1	.05
300346	Pin - Needle Valve to Sleeve	1	.025
300354	Link - Safety Chain	1	.05
300454	Grommet - Ignition Lead	1	.05
300455	Anchor - Ignition Lead	1	.05
300468	Thrust Socket	1	.85
300476	Gearcase - Lower	1	9.10
300477	Pump Housing - Upper	1	5.80
300479	Starter Housing	1	1.65
300489	Armature Plate	1	3.85
300500	Tubing - Insulation Stop Switch	1	2.40

Order All Parts from Nearest Service Station or Dealer

**Always Give Part Number and Motor Number**  
**PARTS FOR MODEL HD-25 MOTOR**

Part No.	No. Required Per Motor	DESCRIPTION	Last Price Per Piece
300514	1	Clamp - High Tension Lead.....	.025
300516	1	Bearing Shim.....	.05
300518	1	Spring Washer - Rotor Holding.....	.10
300520	1	Timing Lever.....	.50
300522	1	Contact - Stop Switch.....	.025
300527	1	Clamp - High Tension Lead.....	.025
300531	1	Cup Washer - Stop Switch.....	.05
300532	3	Washer - Insulation Stop Switch.....	.025
300533	1	Ratchet - Armature Plate.....	.10
300547	1	Nut - Starter, Acorn.....	.20
300556	1	Propeller Hub.....	1.15
300558	1	Propeller.....	.70
300573	1	Propeller Ring.....	.70
300578	1	Washer - Outer - Propeller.....	.05
300580	1	Eccentric - Pump.....	1.65
300581	1	Plate - Pump.....	.35
300582	1	Seal - Water Tube.....	.10
300583	1	Rotor - Pump.....	.35
300584	1	Driveshaft.....	1.25
300585	1	Gasket - Gearcase Head.....	.05
300586	1	Gasket - Upper and Lower Gearcase.....	.05
300599	1	Grease Retainer - Propeller Shaft.....	.60
300611	2	Dowel Pin - Gearcase Head.....	.025
300612	1	Shut-off Valve Assembly.....	.85
300613	1	Shoulder Screw - Starter.....	.30
300616	2	Screw - Side Cover to Mounting Plate - Rear.....	.10
300619	1	Bushing - Side Cover to Mounting Plate - Rear.....	.10
300622	1	Ratchet Pin.....	.15
300623	1	Spring Pin.....	.025
300626	1	Water Tube - Inlet.....	.60
300630	4	Screw - Upper and Lower Gearcase.....	.10
300633	3	Screw - Housing - Starter.....	.05
300635	2	Screw - Mounting Plate to Crankcase.....	.05
300636	1	Pawl - Armature Plate Katchet.....	.20
300642	1	Lockwasher - Gearcase Head Screws.....	.025
300644	3	Screw - Pump Housing to Gearcase Head.....	.10
300645	1	Screw - Clamp - Gearcase - Upper.....	.05
300646	2	Screw - Mounting Plate to Cylinder.....	.05
300647	2	Screw - Gas Tank to Mounting Plate.....	.10
300661	1	Nut - Gasoline Line.....	.10
300666	1	Driveshaft (HDL).....	1.40
300668	1	Water Tube - Inlet.....	.70
300687	1	Seal - Driveshaft.....	.10
300702	1	Transfer - Star.....	.35
300703	1	Transfer - Port.....	.35
300710	1	Oiling and Starting Instructions.....	N/C
300726	2	Lockwasher - Timing Lever.....	.025
300746	1	Spring - Control Rod.....	.025
300759	1	Retainer - High Speed Needle.....	.025
300769	2	Retainer - Gearcase.....	.15
300771	1	Pin - Lock - Pump Eccentric.....	.025
301415	1	Crankshaft.....	12.00
301538	1	Mounting Plate.....	8.80
301681	1	Lockplate - Stern Bracket.....	.15
301720	1	Clip - Oiler Mounting Screw.....	.025
301727	1	Carrying Handle.....	.55
301781	1	Oil Slinger.....	.025
301928	1	Slow Speed Intake.....	1.10
301975	1	Spring - Pinion Shaft Seal.....	.05
301978	1	Felt Washer - Top Bearing - Crankshaft.....	.10
302283	2	Spark Plugs.....	.80
302341	1	Screw - Adjusting Rod to Sleeve.....	.025
302415	1	Gasket - Carburetor Cover to Carburetor Body.....	.05

Order All Parts from Nearest Service Station or Dealer

**Always Give Part Number and Motor Number**  
**PARTS FOR MODEL HD-25 MOTOR**

Part No.	No. Required Per Motor	DESCRIPTION	Last Price Per Piece
375050	1	Swivel Bracket.....	2.20
375134	2	Spring and Point Assembly - Breaker.....	.35
375183	1	Inner Driveshaft Casting Assembly.....	1.15
375189	2	Coil and Core Assembly.....	5.80
375190	1	Connector and Screen Assembly.....	.65
375191	1	Adjusting Rod and Knob Assembly.....	.50
375209	1	Gearcase Head and Dowel Pin Assembly.....	3.05
375212	1	Inner Driveshaft Casting (HDL).....	1.30
375247	1	Oiler Assembly.....	.10
375248	1	Lead - Coil to Ground.....	.15
375253	1	Shroud, Handle and Finishing Strip Assembly.....	6.60
375264	1	Starter Housing Assembly.....	10.75
375278	1	Tool Kit Assembly.....	1.00
375281	1	Cylinder and Crankcase Assembly.....	29.75
375285	1	Gasoline Line - Tank to Carburetor.....	.45
375288	1	Driveshaft Casting and Water Tube Assembly.....	8.80
375290	1	Gearcase Assembly Complete with Gears & Shafts.....	33.00
375291	1	Lower Unit Complete Less Propeller.....	66.00
375292	1	Driveshaft Casting and Water Tube Assembly (HDL).....	9.35
375293	1	Gearcase Complete with Gears & Shafts (HDL).....	35.25
375294	1	Lower Unit Complete Less Propeller (HDL).....	69.25
375295	2	Lead - Breaker to Switch - Long.....	30
375299	1	Terminal Assembly for Ignition Lead.....	10
375329	1	Cylinder Head and Plug Assembly.....	2.20
375492	1	Armature Plate Complete.....	23.75
375514	1	Filler Cap Assembly - Gasoline Tank.....	1.65
375537	1	Flywheel.....	5.25
375542	1	Handle - Starter.....	.65
375547	1	Propeller Shaft and Gear Assembly.....	7.45
375549	1	Rotor Assembly - Short.....	3.60
375559	1	Lead Assembly - Short.....	.30
375560	1	High Tension Lead Assembly - Long.....	.80
375566	1	High Tension Lead Assembly - Short.....	.60
375572	1	Gasoline Tank and Filler Cap Assembly.....	13.25
375575	1	Floater Assembly - Carburetor.....	.30
375582	2	Starter Pin Assembly.....	2.20
375633*	1	Piston and Dowel Pin Assembly.....	2.20
375701	1	Connector and Filler Assembly - Gas Tank.....	1.95
375744	1	Adjusting Rod and Sleeve Assembly.....	1.40
510055	1	Clamp Screw and Swivel Plate Assembly.....	.85
510120	2	Push Rod - Breaker.....	.75
580016	2	Lead Assembly - Breaker to Switch - Short.....	.35
580027	4	Breaker Assembly Complete.....	.025
	1	Breaker Bracket and Point Assembly.....	2.75
	1		1.30

\*HD-25 Motors with serial numbers below 785212 use Connector and Filler Assembly Part No. 375190.

Order All Parts from Nearest Service Station or Dealer